

On Gravitational Binding Energy Evaluation

Nicolas Poupart¹

¹Independent Researcher, Quebec, Canada

*Corresponding author. E-mail: nicolas.poupart@yahoo.fr

Abstract. We develop a hierarchical formulation for evaluating gravitational binding energy from the internal organization of matter, volume conservation, and mass–energy equivalence. Rather than relying only on pairwise interaction terms defined relative to infinity, the proposed estimator assigns an intrinsic energy scale to compact configurations of matter. We then test whether the corresponding mass-equivalent contribution can reproduce the effective dark mass inferred in galaxies.

We test this formulation using SPARC rotation-curve data together with independent GALEX and SDSS photometric observations. Stellar population mixtures are reconstructed from dynamical information alone, without using photometric data as input, and are then used to predict integrated galaxy colors. The resulting colors show significant correlations with observations, indicating that the reconstructed populations encode non-trivial information about stellar structure.

A systematic exploration of the estimator reveals structured regions of high-quality solutions in parameter space. In particular, the results favor a hierarchical recursive interpretation in which class-level binding energies are preserved, while the global heterogeneous aggregate may contribute with an effective virial factor. The dynamical reconstruction varies only weakly across a broad range of parameters, whereas the photometric constraints provide greater discrimination between candidate forms.

These results suggest that gravitational binding energy provides a physically motivated contribution to the effective dark mass inferred in galaxies, while also explaining why dynamical information can encode stellar population structure.

Keywords. Gravitational binding energy—Galaxy dynamics—Rotation curves—Dark matter—Stellar populations—Galaxy photometry—Ultraviolet observations

1. Introduction

The origin of the dark mass component inferred from galactic dynamics remains one of the central open questions in astrophysics Courteau *et al.* (2014). Its presence is robustly established through multiple independent observations, including rotation curves and dynamical modeling (Rubin *et al.*, 1980; Persic *et al.*, 1996), as well as gravitational lensing measurements Clowe *et al.* (2006); Bartelmann (2010). However, its physical nature remains unknown.

At the same time, gravitational theory, both Newtonian and relativistic, has demonstrated remarkable accuracy across a wide range of scales. This raises the possibility that the observed discrepancy can be accounted for without invoking exotic matter or modified gravity, but by recognizing that gravitational potential energy is not straightforward to define and evaluate as an intrinsic contribution to the effective mass budget of astrophysical systems.

In standard formulations, gravitational potential energy is defined relative to an arbitrary reference level, typically taken at infinity. As a result, the expression $E = -GmM/d$ is well suited for describing reversible orbital dynamics, but it does not directly provide an intrinsic energy associated with the formation or internal organization of an extended many-body system.

More generally, the notion of potential energy becomes ambiguous when applied to complex self-gravitating systems. It quantifies the work required to separate constituents to infinity, rather than the energy associated with assembling matter into a bound configuration. Related ambiguities have long been recognized in classical mass renormalization Brillouin (1964, 1965) and in geometrical definitions of mass in general relativity Hawking (1968); Misner & Sharp (1964); Hayward (1996).

In this work, we define gravitational binding energy as an intrinsic energy associated with the assembly and internal organization of matter. The construction com-

compares distributed configurations to compact reference states while conserving mass and the intrinsic volumes of the constituents. This removes arbitrary reference levels and provides a reproducible evaluation of gravitational energy in heterogeneous systems.

This formulation naturally leads to a two-term structure. The first term represents the binding contribution of homogeneous stellar population classes, while the second describes the global heterogeneous aggregate. The recursive interpretation favors retaining the class-level contribution with its natural compact-sphere normalization, whereas the virial interpretation of the heterogeneous global aggregate motivates a reduction of the global contribution by a factor close to one half.

The empirical relevance of this formulation is tested using SPARC rotation-curve data together with independent GALEX and SDSS photometry. Stellar population mixtures are reconstructed from dynamical information alone, without using photometric data as input, and are then used to predict integrated galaxy colors. This provides a stringent test of whether the proposed binding-energy estimator encodes information not only about the effective dark mass inferred from dynamics, but also about the underlying stellar population structure.

The formalism developed here therefore provides a framework for investigating whether gravitational binding energy, evaluated hierarchically, can contribute to the effective mass budget of galaxies and link galactic dynamics to stellar population properties.

1.1 Useful gravitational potential energy

If we consider the Newtonian gravitational force equation, $F = GmM/d^2$, we obtain—by integrating from d to infinity—the potential energy formula $E_p = -GmM/d$. While this formulation yields negative potential energy which can be used for calculating the motion of celestial bodies, it is unsuitable for evaluating the total physical potential energy of a system.

To determine a physically meaningful energy scale, rather than a reference-dependent potential value, one must compute the energy difference between two states of the system—analogueous to lifting a mass m from position d by a height h . In such a case:

$$\Delta E_p = E_p(d+h) - E_p(d) = \frac{GmMh}{d^2 + dh} \quad (1)$$

This expression represents the usable form of gravitational potential energy. The concept of absolute negative energy E_p is not directly interpretable in physical terms.

However, this formulation becomes impractical for systems involving two celestial bodies (e.g., planets, stars, or galaxies), because the initial reference distance d is undefined or ambiguous. To resolve this, we compute the energy difference between a compact state—a single solid spherical mass $M_t = m + M$ —and a configuration of two distinct spherical bodies, m and M , separated by a distance d .

Let the two bodies have radii r and R , and volumes $v = 4\pi r^3/3$ and $V = 4\pi R^3/3$, with corresponding densities m/v and M/V . The total volume of the single solid sphere is $V_t = V + v = 4\pi(R^3 + r^3)/3$, and its radius $R_t = (R^3 + r^3)^{1/3}$. Assuming equal volumetric densities, $m/v = M/V$, that of the single compact ball will be identical: $m/v = M/V = M_t/V_t$; if not, it assumes an average density weighted by the contributions of m and M .

The gravitational potential energy of a homogeneous solid sphere is given by:

$$E_p = -\frac{3GM^2}{5R} \quad (2)$$

The gravitational binding energy of the system can be evaluated by comparing the initial state (a single compact mass) and the final state (two separated masses), the compact configuration being uniquely defined by mass conservation and volume conservation, ensuring that no additional physical interactions are introduced beyond gravity. The difference between these two states is then given by:

$$E_i = -\frac{3GM_t^2}{5R_t} \quad (3)$$

$$E_f = -\frac{3GM^2}{5R} - \frac{3Gm^2}{5r} - \frac{GMm}{d} \quad (4)$$

$$\Delta E_p = E_f - E_i = \left(-\frac{3GM^2}{5R} - \frac{3Gm^2}{5r} - \frac{GMm}{d} \right) + \frac{3GM_t^2}{5R_t} \quad (5)$$

This expression quantifies the energy change from a compact configuration to a system of two separated masses. It represents a redistribution of matter that preserves the original component densities, thereby ensuring that the transformation involves only gravitational forces.

1.2 Mass-equivalent gravitational binding energy

Gravitational potential energy is central to astrophysical dynamics, but its mass-equivalent contribution is usually assumed to be too small to account for the dark mass inferred in galaxies. The hierarchical formulation developed here challenges this assumption, since the

corresponding gravitational binding-energy scale can reach the galactic dark-mass regime.

A natural way to assess the physical relevance of this energy is to express it through the mass–energy equivalence relation $E = mc^2$. In this framework, any form of energy can be associated with an effective mass contribution, providing a direct comparison scale with baryonic mass.

More generally, it has long been recognized that gravitational energy contributes to the effective mass of a system and to the curvature of spacetime. This idea appears in classical considerations of mass renormalization Brillouin (1964, 1965) and is formalized in general relativity through quasi-local mass definitions such as the Hawking mass Hawking (1968) and related constructions in spherically symmetric spacetimes Misner & Sharp (1964); Hayward (1996). Together, these results support treating gravitational energy as part of the effective mass budget of self-gravitating systems.

In this context, gravitational binding energy may be interpreted as a physically meaningful component of the total mass–energy budget. When expressed via $E = mc^2$, it defines an effective mass scale that can be directly compared to observed mass components.

This perspective is also consistent with previous investigations suggesting that gravitational energy may contribute to an effective mass component in galactic systems Poupard (2014, 2017a,b) and with numerical studies of gravitational self-interaction effects Deur (2019); Deur *et al.* (2020); Deur (2021, 2022).

Finally, since the equivalence of inertial and gravitational mass has never been empirically violated MICROSOCPE Collaboration (2022), it is consistent, within current experimental limits, to treat gravitational binding energy as fully equivalent to its mass representation.

This effective mass interpretation is closely related to the notion of intrinsic energy of a system. In general, the energy stored within a bound configuration represents the amount of energy that can be released through a transformation of the system, and therefore converted into work or radiation.

In astrophysical contexts, such energy release is primarily associated with dynamical processes involving the restructuring of matter, most notably during collisions and mergers of gravitationally bound systems. These events provide a natural mechanism through which gravitational binding energy can be liberated and redistributed in the form of kinetic energy, heat, or electromagnetic radiation.

This perspective reinforces the interpretation of gravitational binding energy as a physically meaningful and measurable quantity, directly connected to observable energetic processes in the Universe.

1.3 The binding energy of celestial bodies

Table 1 contains the standard values for the celestial bodies under consideration, except for the radii for the globular cluster M80 and a representative galaxy. We modeled the initial state as a solid sphere of mass $M+m$, assuming solar density. The final state is the Sun at distance d of a mass M of solar density. For the Sun-M80 pair, the values used are $R = 5.534217 \cdot 10^{10}$, $R_t = 5.534221 \cdot 10^{10}$ and for the Sun-galaxy pair, the values used are $R = 2.03985712710655 \cdot 10^{12}$ and $R_t = 2.03985712713359 \cdot 10^{12}$. The rationale behind this construction will be addressed in a subsequent section. In either case, the radius is calculated using the relation $R_t = (R^3 + r^3)^{1/3}$.

Table 1. Physical parameters for celestial body pairs

System	m (kg)	M (kg)	r (m)
Moon+Earth	$7.35 \cdot 10^{22}$	$5.97 \cdot 10^{24}$	$1.74 \cdot 10^6$
Earth+Sun	$5.97 \cdot 10^{24}$	$1.99 \cdot 10^{30}$	$6.38 \cdot 10^6$
Jupiter+Sun	$1.90 \cdot 10^{27}$	$1.99 \cdot 10^{30}$	$6.99 \cdot 10^7$
Sun+M80	$1.99 \cdot 10^{30}$	$9.99 \cdot 10^{35}$	$6.96 \cdot 10^8$
Sun+Galaxy	$1.99 \cdot 10^{30}$	$5.00 \cdot 10^{40}$	$6.96 \cdot 10^8$

System	R (m)	d (m)	R_t (m)
Moon+Earth	$6.38 \cdot 10^6$	$3.8 \cdot 10^8$	$6.42 \cdot 10^6$
Earth+Sun	$6.96 \cdot 10^8$	$1.5 \cdot 10^{11}$	$6.96 \cdot 10^8$
Jupiter+Sun	$6.96 \cdot 10^8$	$7.8 \cdot 10^{11}$	$6.97 \cdot 10^8$
Sun+M80	$5.53 \cdot 10^{10}$	$4.5 \cdot 10^{17}$	$5.53 \cdot 10^{10}$
Sun+Galaxy	$2.04 \cdot 10^{12}$	$5.0 \cdot 10^{20}$	$2.04 \cdot 10^{12}$

Table 2 presents the gravitational potential energy differences between current physical configurations and their hypothetical fusion into a single mass. For scale, the complete conversion of 1 kg of mass into energy corresponds to 8.99×10^{16} J or about 21.5 megatons of TNT. This is of the same order as the largest thermonuclear tests ever performed, and would correspond, in an ideal deuterium–tritium fusion process, to approximately 105 kg of deuterium and 158 kg of tritium.

Based on this equivalence, the merger of the Moon with the Earth would release energy equivalent to approximately 40 trillion hydrogen bombs. This binding energy corresponds to a mass of about 40 billion metric tons—a value that is far from negligible.

If we consider the energy released by merging the Earth into the Sun, the resulting energy would correspond to over 14 million billion metric tons. However, this value is still less than the mass the Sun loses each hour due to nuclear fusion. Depending on its spatial distribution, this energy-equivalent mass could, in principle, be measurable.

Table 2. Gravitational potential energy differences and mass equivalents

System	E_i (J)	E_f (J)
Moon+Earth	$-2.2795 \cdot 10^{32}$	$-2.2413 \cdot 10^{32}$
Earth+Sun	$-2.2751 \cdot 10^{41}$	$-2.2751 \cdot 10^{41}$
Jupiter+Sun	$-2.2787 \cdot 10^{41}$	$-2.2751 \cdot 10^{41}$
Sun+M80	$-7.2141 \cdot 10^{50}$	$-7.2141 \cdot 10^{50}$
Sun+Galaxy	$-4.9079 \cdot 10^{58}$	$-4.9079 \cdot 10^{58}$

System	ΔE_p (J)	ΔE_p (kg)	$\Delta E_p/m$
Moon+Earth	$3.8176 \cdot 10^{30}$	$4.2477 \cdot 10^{13}$	$5.8 \cdot 10^{-10}$
Earth+Sun	$1.3024 \cdot 10^{36}$	$1.4491 \cdot 10^{19}$	$2.4 \cdot 10^{-6}$
Jupiter+Sun	$3.5519 \cdot 10^{38}$	$3.9520 \cdot 10^{21}$	$2.1 \cdot 10^{-6}$
Sun+M80	$2.3949 \cdot 10^{45}$	$2.6647 \cdot 10^{28}$	$1.34 \cdot 10^{-2}$
Sun+Galaxy	$3.2540 \cdot 10^{48}$	$3.6206 \cdot 10^{31}$	18.2

If we examine the ratio $(\Delta E_p/c^2)/m$, representing the binding-energy mass equivalent relative to the mass of the smaller body, we find that it is negligible in most cases—except at the galactic scale, where it approaches the order of magnitude of the observed dark mass ratio.

This shows that the binding contribution behaves as an endothermic binding energy, in a sense analogous to nuclear binding near the iron peak. For example, splitting an ^{56}Fe nucleus into two ^{28}Si nuclei requires energy, since the total mass of the two fragments is larger than the mass of the original nucleus. The bound state therefore has a lower mass than the separated products.

There is, however, an important difference between nuclear and gravitational binding. In the nuclear case, mass remains strictly separable once the final nuclei are specified. The mass of n isolated $n^{28}\text{Si}$ nuclei is simply $nM(^{28}\text{Si})$. Gravitational binding energy does not have this property. The mass-equivalent contribution associated with gravitational binding cannot be uniquely assigned to individual particles or separated into independent local masses. It is a global contribution associated with the interacting configuration.

This feature is dictated by the structure of general relativity. Unlike matter energy, gravitational field energy cannot be represented by a unique local density that is independent of coordinates and observers. It is instead characterized by global or quasi-local mass definitions, which depend on the gravitational system being probed Hawking (1968); Misner & Sharp (1964); Hayward (1996).

In this operational sense, the mass-equivalent contribution of gravitational binding is not separable into individual particle masses, but belongs to the interacting gravitational configuration.

Thus, an observer probing an isolated body of mass

m measures only that mass, whereas an observer probing a system of n interacting bodies of masses m_i measures an effective gravitational source of the form:

$$\sum_i m_i + \frac{E_B}{c^2}$$

where E_B denotes the binding-energy contribution of the configuration. Here, the term “observer” should be understood operationally, as a test body responding to the gravitational field generated by either a single mass or by a composite interacting system.

In the galactic case, this means that a star located at radius r responds not only to the baryonic mass enclosed within that radius, but also to the effective mass associated with the gravitational binding energy of the enclosed matter.

2. The binding energy of celestial systems

The first observation is that the interaction term $-GmM/d$ in ΔE_p becomes negligible compared to internal self-energy terms in gravitational systems characterized by large scale separation. This result is intuitive from a physical standpoint, altering the distance between two celestial bodies, such as the Earth and the Moon, leads to minimal changes in gravitational energy compared to the energy released by their hypothetical fusion. This approximation holds across all celestial systems.

To quantify this, we compare the interaction energy to the dominant internal term:

$$\frac{GmM/d}{GM^2/R} = \frac{m}{M} \cdot \frac{R}{d} \quad (6)$$

For elementary astrophysical bodies such as planets and stars, this ratio is typically very small due to both mass hierarchy and spatial separation:

$$\frac{m}{M} \ll 1 \quad \text{and} \quad \frac{R}{d} \ll 1 \quad (7)$$

This property is not restricted to a particular scale but reflects a general feature of gravitational structure formation. Bound objects occupy a negligible volume compared to the space that separates them.

This can be verified explicitly at galactic scale. Even if all stars in a galaxy are hypothetically merged into a single compact object under volume conservation, the resulting radius scales as $N^{1/3}$ and remains extremely small compared to interstellar distances. For a Milky Way-type galaxy, one finds:

$$\frac{R}{d} \sim 10^{-4} \quad (8)$$

In a hierarchical construction where composite bodies are formed through successive mergers conserving density, both the effective radius and the characteristic separation scale as $N^{1/3}$. Therefore, the ratio R/d remains small at every level of aggregation.

It is important to emphasize that the effective binding-energy contribution used here is not obtained by assigning a positive mass to the conventional pairwise potential term $-GmM/d$. On the contrary, this term becomes negligible in the hierarchical astrophysical regime considered here. The dominant contribution arises from the compact-reference self-energy terms proportional to M^2/R , which compare configurations of different internal organization under mass and volume conservation.

Accordingly, the interaction term $-GmM/d$ can be neglected to leading order in the energy balance. The energy expression thus simplifies to:

$$\Delta E_p = \frac{3G}{5} \left(\frac{M_t^2}{R_t} - \alpha_M \frac{M^2}{R} - \alpha_m \frac{m^2}{r} \right) \quad (9)$$

where α_M and α_m encode the internal mass distribution of the bodies. For homogeneous solid spheres, $\alpha = 1$, but more generally $\alpha \sim \mathcal{O}(1)$ depends on the density profile.

This implies that the spatial arrangement of bodies relative to one another is subdominant for calculating total gravitational binding energy. In this sense, the energy of the system must be treated as a global quantity, not reducible to a simple sum of pairwise interactions Landau & Lifshitz (1976). If we consider a system of n masses m_i with radii r_i , merged sequentially, we obtain the following expressions:

$$M_i = \sum_{j \leq i} m_j, \quad R_i = \left(R_{i-1}^3 + r_i^3 \right)^{1/3} \quad (10)$$

$$\Delta E_i = \frac{3G}{5} \left(\frac{M_i^2}{R_i} - \frac{M_{i-1}^2}{R_{i-1}} - \alpha_i \frac{m_i^2}{r_i} \right), \quad \Delta E_p = \sum_{i \leq n} \Delta E_i \quad (11)$$

The relation $R_i^3 = R_{i-1}^3 + r_i^3$ follows from volume conservation. Individual stars may exhibit complex internal structures, which are encoded in the coefficients α_i , but these do not affect the final form of the total energy in the large- n limit.

Indeed, under mild statistical assumptions on the distribution of α_i , the sum $\sum_i \alpha_i m_i^2 / r_i$ converges toward an effective average value. As the number of merged components increases, fluctuations average out and the aggregated object behaves effectively as a

homogeneous configuration with a well-defined mean coefficient $\bar{\alpha}$.

As shown in Section 2.2, the contribution of individual stellar self-energies cancels exactly in the total energy balance, and does not contribute to the final expression. The resulting expression depends only on the total mass and radius of the aggregated configuration and takes the form M_n^2/R_n , up to an effective coefficient of order unity. This is precisely the functional form of the self-gravitational energy of a homogeneous solid sphere, which therefore provides a consistent effective representation of the aggregated system.

This emergence of an effective homogeneous description is a direct consequence of a law of large numbers, as microscopic structural differences are washed out at large scales.

It is important to note that the order of mergers is irrelevant, as the gravitational field is conservative. This is verified mathematically.

2.1 Proof of permutation invariance

Let σ be any permutation of $\{1, \dots, n\}$. Setting:

$$M_i \equiv M_{i-1} + m_{\sigma(i)}, \quad R_i^3 \equiv R_{i-1}^3 + r_{\sigma(i)}^3, \quad M_0 = R_0 = 0 \quad (12)$$

we define:

$$\Delta E_i = \frac{3G}{5} \left(\frac{M_i^2}{R_i} - \frac{M_{i-1}^2}{R_{i-1}} - \alpha_{\sigma(i)} \frac{m_{\sigma(i)}^2}{r_{\sigma(i)}} \right) \quad (13)$$

The telescopic sum gives:

$$\Delta E_p = \sum_{i=1}^n \Delta E_i = \frac{3G}{5} \left(\frac{M_n^2}{R_n} - \sum_{i=1}^n \alpha_{\sigma(i)} \frac{m_{\sigma(i)}^2}{r_{\sigma(i)}} \right) \quad (14)$$

Since the sum is invariant under permutation, we obtain:

$$\sum_{i=1}^n \alpha_{\sigma(i)} \frac{m_{\sigma(i)}^2}{r_{\sigma(i)}} = \sum_{i=1}^n \alpha_i \frac{m_i^2}{r_i} \quad (15)$$

and therefore the final expression is independent of σ , which proves that $\Delta E_p = \sum_{i=1}^n \Delta E_i$ is invariant to the order of mergers. ■

The fact that the compact ball conserving volumes corresponds to the state of maximum total binding energy follows from the action-reaction principle and the conservation of energy. This is the most compact state that does not introduce additional repulsive forces, such as degeneracy pressure or radiation pressure, beyond those already present in the low-density state. One may think of this compact ball as a configuration in which all the stars of a galaxy are placed side by side, without introducing additional non-gravitational forces.

2.2 Simplified calculation with identical bodies

By assuming identical mass m , radius r , and internal structure characterized by a single coefficient α for each of the n bodies, the calculation simplifies considerably. In this case, the cumulative mass at the i th merger step is $M_i = im$, and the corresponding radius is:

$$\frac{M_i}{V_i} = \frac{m}{v} \Rightarrow R_i = \left(\frac{M_i r^3}{m} \right)^{1/3} \quad (16)$$

since M_i retains the same density as the original body of mass m .

The change in gravitational binding energy at each step is given by:

$$\Delta E_i = \frac{3G}{5} \left(\frac{M_i^2}{R_i} - \frac{M_{i-1}^2}{R_{i-1}} - \alpha \frac{m^2}{r} \right), \quad \Delta E_p = \sum_{i \leq n} \Delta E_i \quad (17)$$

Due to cancellation of intermediate terms, the telescoping sum simplifies to:

$$\Delta E_p = \frac{3G}{5} \left(\frac{M_n^2}{R_n} - \alpha n \frac{m^2}{r} \right) \quad (18)$$

Since $M_n = nm$, we find:

$$M_n^2 = n^2 m^2 \quad \text{and} \quad R_n = \left(\frac{M_n r^3}{m} \right)^{1/3} = n^{1/3} r \quad (19)$$

Substituting into the equation:

$$\Delta E_p = \frac{3G}{5} \left(\frac{n^2 m^2}{n^{1/3} r} - \alpha \frac{nm^2}{r} \right) = \frac{3G}{5} \left(n^{5/3} - \alpha n \right) \frac{m^2}{r} \quad (20)$$

It is important to note that the term proportional to αn is not only cancelled exactly when accounting for the intrinsic binding energy of each component, but is also asymptotically negligible compared to the leading $n^{5/3}$ term. Indeed, for $n \gg 1$ and $\alpha \sim \mathcal{O}(1)$, the ratio between the subleading and leading contributions scales as $n^{-2/3}$ and therefore vanishes in the large- n limit.

As a consequence, even in the absence of exact cancellation, the contribution of the internal binding energies of the elementary bodies can be safely neglected when computing the total gravitational energy of the system. This shows that the dominant behavior is entirely governed by the collective term M_n^2/R_n , and that the detailed internal structure of the constituents does not affect the macroscopic energy at leading order.

This final expression shows that the total gravitational binding energy of the system depends principally on the mass, radius and number of individual bodies.

Consequently, smaller radii and larger masses—that is, higher component densities—lead to a larger total binding energy of the system.

The asymptotic expression obtained above corresponds to the binding energy associated with the mutual gravitational interaction of the n bodies once assembled into a single configuration. However, each individual body already possesses an internal binding energy.

Therefore, the total binding energy of the system must include both the interaction energy between the bodies and the intrinsic binding energy of each component. Summing over all bodies, the internal contribution is:

$$\frac{3G \alpha n m^2}{5r} \quad (21)$$

Adding this term to ΔE_p , we obtain the total binding energy:

$$E_{\text{tot}} = \Delta E_p + \frac{3G \alpha n m^2}{5r} \quad (22)$$

Substituting the expression of ΔE_p , the terms $\alpha n m^2/r$ and $-\alpha n m^2/r$ cancel exactly, yielding:

$$E_{\text{tot}} = \frac{3G M_n^2}{5 R_n} \quad (23)$$

This shows that the total binding energy of the aggregated system is identical to that of a homogeneous self-gravitating solid sphere of mass M_n and radius R_n . The contribution of the internal structures of the initial bodies is exactly compensated, and the system behaves as a single continuous object whose energy depends only on its global properties.

This result shows that the asymptotic expression obtained above simply recovers the classical theorem for a homogeneous self-gravitating solid sphere, namely that the binding energy of the solid sphere is equal to minus its gravitational potential energy. In the large- n limit, the aggregated system behaves as an effective continuous medium, and its total energy is entirely determined by its mass and radius. ■

2.3 Hierarchical calculation of binding energy

We have established in Section 2.2 an expression for the binding energy of an aggregated system, which can now be applied to stellar populations grouped into classes of mass M_i and density ρ_i within a galaxy. Each class is treated as an effective self-gravitating solid sphere, with radius:

$$R_i = \left(\frac{3M_i}{4\pi\rho_i} \right)^{1/3} \quad (24)$$

The previous equation gives the internal binding energy of each stellar class. The total class-level contribution is then obtained by summing over all classes:

$$E_{\text{sum}} = \frac{3G}{5} \sum_{i=1}^n \frac{M_i^2}{R_i} \quad (25)$$

and applying Equation 14 exactly as in Section 2.2, with

$$M = \sum_{i=1}^n M_i \quad \text{and} \quad R = \left(\sum_{i=1}^n R_i^3 \right)^{1/3}$$

so that R is the radius of the aggregated solid sphere obtained by volume conservation, gives:

$$\Delta E_p = \sum_{i=1}^n \Delta E_i = \frac{3G}{5} \left(\frac{M^2}{R} - \sum_{i=1}^n \alpha_i \frac{M_i^2}{R_i} \right) \quad (26)$$

This would lead to identifying the total energy with the single term $(3G/5) M^2/R$.

However, this is necessarily incorrect, since one has:

$$\frac{3G}{5} \frac{M^2}{R} < \frac{3G}{5} \sum_{i=1}^n \frac{M_i^2}{R_i} \quad (27)$$

which is experimentally verified using SPARC galaxies, with discrepancies spanning approximately 1% to 10%.

Thus, if $(3G/5) \sum_{i=1}^n M_i^2/R_i$ correctly represents the energy emitted as radiation during inelastic collisions, that is, during the fusion of all stars of identical density and mass within each class, then the energy emitted by the fusion of the remaining aggregated solid spheres should be larger, not smaller.

Accordingly, the complete form of the estimator should instead be:

$$E_{\text{tot}} = \frac{3G}{5} \sum_{i=1}^n \frac{M_i^2}{R_i} + \Delta E_p \quad (28)$$

with $\Delta E_p > 0$.

This discrepancy indicates that the weak-field approximation of general relativity becomes insufficient when considering the fusion of already aggregated structures. In the previous calculation, we iteratively combined elementary bodies, namely stars, whose individual binding energy $(3G/5)m^2/r$ remains small compared to their rest mass energy mc^2 , ensuring the validity of the weak-field regime.

However, at larger scales, the cumulative gravitational energy of the aggregated system is no longer

negligible compared to its total mass-energy content. In this regime, the linear superposition implicit in the weak-field approximation breaks down, as gravitational energy itself contributes to the source of the gravitational field.

As a result, the purely additive Newtonian-like treatment underestimates the total energy, indicating that an additional positive contribution ΔE_p is required to account for this effect.

It is worth noting that in Poupart (2026), we introduced an empirical expression of the form:

$$E_p = \frac{3G}{5} \left[\sum_{i=1}^n \frac{M_i^2}{R_i} + \frac{M^2}{R} \right] \quad (29)$$

which was shown to provide a substantially better agreement with observational data than the term $\sum_{i=1}^n M_i^2/R_i$ alone.

Motivated by this result, we now consider a more general form allowing for relative weighting between the two contributions:

$$E_p = \frac{3G}{5} \left[\alpha \sum_{i=1}^n \frac{M_i^2}{R_i} + \beta \frac{M^2}{R} \right] \quad (30)$$

and study experimentally how variations in the parameters α and β affect the agreement with observational data.

2.4 Recursive interpretation of the hierarchical energy

The previous construction shows that a purely homogeneous Newtonian aggregation leads to the global term:

$$B(S) = \frac{3G}{5} \frac{M^2}{R}$$

where S denotes the final system. In this description, all intermediate structures are absorbed into a single equivalent solid sphere, so that the hierarchy of stellar classes no longer appears explicitly.

However, the empirical form favored by the reconstruction suggests that the relevant energy is not only the energy of the final homogeneous configuration, but also includes the binding-energy contributions associated with the intermediate hierarchical levels. This motivates defining an effective recursive energy $F(S)$ for a system S decomposed into subsystems S_i as:

$$F(S) = \sum_i F(S_i) + \beta B(S)$$

where

$$B(S) = \frac{3G}{5} \frac{M^2}{R}$$

For stellar population classes, each subsystem S_i has mass M_i , effective radius R_i , and binding-energy contribution:

$$F(S_i) \simeq \frac{3G}{5} \frac{M_i^2}{R_i}$$

Substituting these class-level contributions into the recursive expression gives:

$$F(S) = \frac{3G}{5} \left[\sum_{i=1}^n \frac{M_i^2}{R_i} + \beta \frac{M^2}{R} \right]$$

Thus, the recursive interpretation naturally leads to a coefficient $\alpha = 1$ for the class-level contribution in the estimator.

In this interpretation, the term proportional to α is not a residual contribution from individual stellar self-energies. These individual terms are negligible at large N , scaling as $N^{-2/3}$ relative to the collective class energy. Rather, the term:

$$\sum_{i=1}^n \frac{M_i^2}{R_i}$$

represents the energy of the population classes themselves as physically distinct hierarchical subsystems. The parameter α therefore measures the extent to which these class-level contributions enter the total effective energy, with the recursive construction selecting the natural value $\alpha = 1$.

2.5 Relativistic consistency bound

The breakdown of the weak-field approximation can be understood by comparing the gravitational binding energy to the total mass-energy of the system. For a self-gravitating solid sphere, the binding energy scales as:

$$B_E = \frac{3G}{5} \frac{M^2}{R} \quad (31)$$

which corresponds to an effective mass contribution:

$$M_{B_E} = \frac{B_E}{c^2} = \frac{3G}{5} \frac{M^2}{c^2 R} \quad (32)$$

The ratio between this contribution and the total mass is therefore:

$$\frac{M_{B_E}}{M} = \frac{3G}{5} \frac{M}{c^2 R} \quad (33)$$

This ratio measures the relative importance of gravitational self-energy in the total energy budget. When it

becomes non-negligible, the assumptions of the weak-field approximation break down, as gravitational energy itself contributes to the source of the field.

Rewriting this condition in terms of the Schwarzschild radius $R_S = 2GM/c^2$, one finds that:

$$\frac{M_{B_E}}{M} = \frac{3}{10} \frac{R_S}{R} \quad (34)$$

so that the breakdown of the weak-field approximation occurs for $R \lesssim R_S$. In particular, when $M_{B_E}/M \gtrsim 3/10$, the system enters a relativistic regime where this approximation is no longer valid.

A more restrictive constraint can be obtained by combining this expression with the Buchdahl bound, which imposes $R > 9GM/(4c^2) = 9R_S/8$ under the usual assumptions of a static, spherically symmetric, isotropic fluid configuration. Substituting this lower limit into (34):

$$\frac{M_{B_E}}{M} = \frac{3}{10} \frac{R_S}{R} < \frac{3}{10} \frac{8}{9} = \frac{4}{15} \quad (35)$$

This shows that the Newtonian estimate cannot be extrapolated arbitrarily, and that the transition to a fully relativistic description necessarily occurs before the gravitational self-energy becomes comparable to the total mass. The Buchdahl bound therefore marks the limit beyond which the weak-field approximation breaks down and a general relativistic treatment is required.

2.6 Recursive absorption and the black-hole limit

The relativistic consistency bound defines the domain in which the compact reference configuration can be interpreted as a material state, namely $R > R_S$. However, it does not by itself determine whether the same energy-accounting function can remain valid when the system is considered as being absorbed sequentially by a black hole. The relevant point is therefore not to assign internal structure to a black hole, but to determine whether the functional form obtained in the Newtonian regime remains stable under successive absorption events.

In the Newtonian regime, as long as the equivalent compact radius satisfies $R > R_S$, the hierarchical construction gives a well-defined absorbed-energy function. This applies in particular to the absorption of external bodies by an already formed black hole, provided the calculation is performed outside the horizon.

If this function correctly describes one absorption step, it should not cease to apply at the next step merely because the black hole has absorbed one additional component. After each absorption event, the final object is again a black hole characterized only by its global parameters. By the no-hair property,

the detailed composition and assembly history are no longer observable degrees of freedom. Therefore, any modification of the absorption law would have to arise from a new global physical criterion, not from the disappearance of internal substructure.

This is precisely what the recursive form expresses. Let B_k denote the global compact contribution after k absorbed subsystems:

$$B_k = \frac{3G}{5} \frac{M_k^2}{R_k}$$

and let F_k denote the total effective energy after these k subsystems have been included. If the recursive form holds at step k :

$$F_k = \sum_{i=1}^k F_i + \beta B_k$$

then adding one additional subsystem gives:

$$F_{k+1} = F_k + F_{k+1}^{\text{class}} + \beta (B_{k+1} - B_k)$$

Substituting the expression for F_k gives:

$$F_{k+1} = \sum_{i=1}^k F_i + \beta B_k + F_{k+1}^{\text{class}} + \beta (B_{k+1} - B_k)$$

and therefore:

$$F_{k+1} = \sum_{i=1}^{k+1} F_i + \beta B_{k+1}$$

The recursive form is therefore stable under sequential absorption. ■

The no-hair property supports this interpretation. The class-level terms do not represent persistent observable structures inside the final black hole. They represent energy contributions carried by the absorbed subsystems before they are incorporated into the global mass–energy budget. Once absorption has occurred, these contributions are no longer distinguishable as separate components, but the total energy balance still contains them.

This shows that the recursive form is formally stable under sequential absorption and therefore provides a natural continuation of the Newtonian energy-accounting function toward a relativistic absorption limit. The black-hole case is used here only as a limiting test, since the final object need not retain the absorbed stellar classes as separate structures, while the total absorbed energy may still follow the same hierarchical functional form. In this sense, the recursive construction provides a coherent way to understand why a non-zero class-level contribution can remain compatible with a general-relativistic mass–energy balance, and why the natural recursive value is $\alpha = 1$.

2.7 Homogeneous aggregation and the virial factor

This provides a natural interpretation of why the two terms in the estimator need not carry the same coefficient. The first term is obtained by aggregating objects that belong to the same stellar class and therefore share the same intrinsic density. Under volume conservation, this operation produces an equivalent compact sphere of the same density, with:

$$R_i^3 = \sum_j r_{ij}^3, \quad M_i = \sum_j m_{ij}$$

In this case, the class-level contribution is naturally described by the full compact-sphere binding term:

$$B_i = \frac{3G}{5} \frac{M_i^2}{R_i}$$

This supports the recursive value $\alpha = 1$, since the first term represents the binding energy of homogeneous class-level subsystems.

The distinction between the two coefficients therefore reflects the difference between homogeneous aggregation within stellar classes and heterogeneous aggregation between classes.

The global term has a different status. It combines stellar classes with very different intrinsic densities into a single effective radius defined by:

$$R^3 = \sum_i R_i^3$$

This object should not be interpreted as a truly homogeneous solid sphere of fixed density. It is instead closer to an effective gravitational aggregate of heterogeneous subsystems. For such a self-gravitating aggregate, the relevant bound energy need not be the full magnitude of the Newtonian potential term. If the global configuration is interpreted as virialized, with $U = -B$ and $2K + U = 0$, then the total mechanical binding energy is:

$$|E| = \frac{B}{2}, \quad B = \frac{3G}{5} \frac{M^2}{R}$$

This provides a natural physical motivation for $\beta \simeq 1/2$.

Thus, the distinction between the two coefficients is not arbitrary. The coefficient α applies to homogeneous compact class-level contributions, for which the full binding term is retained, while β applies to the global heterogeneous aggregation, where a virial factor can reduce the effective contribution by one half. This gives a coherent interpretation of the empirically favored form with $\alpha \simeq 1$ and $\beta \simeq 1/2$.

3. Comparison of binding energy estimators

We now compare a family of gravitational binding-energy estimators by testing their ability to reproduce both the effective dark mass inferred from galactic dynamics and the photometric ordering of galaxies. The comparison follows the reconstruction strategy introduced in Poupart (2026), in which stellar populations are reconstructed from dynamical constraints alone, and the resulting predicted colors are compared a posteriori with observations.

We consider a two-parameter family of estimators of the form:

$$E_p(\alpha, \beta) = \frac{3G}{5} \left[\alpha \sum_{i=1}^n \frac{M_i^2}{R_i} + \beta \frac{M^2}{R} \right] \quad (36)$$

where the first term represents the additive contribution of the different stellar population classes, while the second term represents the global compact configuration obtained after volume-conserving aggregation. The parameters α and β therefore control the relative weight of the internal population contribution and the global binding contribution.

For each stellar class i , the effective radius is defined by its total mass M_i and intrinsic density ρ_i :

$$R_i = \left(\frac{3M_i}{4\pi\rho_i} \right)^{1/3} \quad (37)$$

while the global radius is obtained from volume conservation:

$$R^3 = \sum_{i=1}^n R_i^3 \quad (38)$$

The predicted effective dark mass is then defined through mass–energy equivalence:

$$M_{\text{dark}}^{\text{pred}} = \frac{E_p(\alpha, \beta)}{c^2} \quad (39)$$

The reconstruction is performed using the SPARC database Lelli *et al.* (2016). For each galaxy, the only dynamical inputs are the baryonic mass M_{bar} and the effective dark mass M_{dark} inferred from the rotation curve. No photometric information is used during the reconstruction.

The reconstruction algorithm and its statistical validation are described in detail in the companion paper (Poupart, 2026). This includes the stellar population basis, initial fractions and dispersions, stopping criteria, no-search baselines, random-initialization tests, search-strategy comparisons, gas-clumping tests,

and radial robustness checks. Here, the same framework is used as a fixed diagnostic tool to compare the family of binding-energy estimators parameterized by (α, β) .

The stellar population basis consists of compact remnants and main-sequence stellar classes:

BH, NS, WD, RG, M, K, G, F, A, B, O.

Each component is assigned an initial mass fraction $\phi_i^{(0)}$ and an allowed dispersion σ_i . The fractions are normalized so that:

$$\sum_{i=1}^n \phi_i = 1 \quad (40)$$

During the reconstruction, each fraction is constrained to remain within:

$$\max(0, \phi_i^{(0)} - k\sigma_i) \leq \phi_i \leq \min(1, \phi_i^{(0)} + k\sigma_i) \quad (41)$$

with $k = 3$.

For each pair (α, β) , the stellar fractions are optimized using a greedy reconstruction algorithm. At each iteration, candidate moves are generated by perturbing one fraction at a time:

$$\phi_i \rightarrow \phi_i + \delta_i, \quad \delta_i \in \{-\lambda\sigma_i, +\lambda\sigma_i\} \quad (42)$$

followed by renormalization of the full fraction vector. Candidate moves that violate the admissible bounds are rejected.

Each admissible move is evaluated by the relative error:

$$\mathcal{E}(\phi) = \frac{|M_{\text{dark}}^{\text{pred}}(\phi) - M_{\text{dark}}|}{M_{\text{dark}}} \quad (43)$$

The selected move is the one that minimizes the dynamical error among all admissible candidates. If no improving move is found, the step size λ is reduced, and the search continues until the minimum exploration scale is reached.

A gas clumping parameter κ can also be introduced as an additional degree of freedom. In that case, the effective baryonic mass entering the binding-energy estimator is written:

$$M_{\text{eff}} = M_{\text{bar}}(1 - \kappa) \quad (44)$$

with $\kappa \in [0, 1]$. When no further improvement can be obtained by changing the stellar fractions, the algorithm scans κ and retains the value that minimizes the dynamical error.

Once the stellar population has been reconstructed, its integrated photometric properties are computed using standard stellar population synthesis prescriptions. The predicted colors are then compared with GALEX Martin *et al.* (2005) and SDSS York *et al.* (2000) observations for the color indices FUV–NUV, NUV– r , $g - r$, and $r - z$.

The photometric agreement is quantified using Pearson and Spearman correlations between predicted and observed colors. Pearson coefficients measure linear agreement, while Spearman coefficients measure monotonic ordering. The dynamical agreement is quantified directly from the relative error between the predicted and observed effective dark masses.

The grid exploration over (α, β) therefore evaluates two independent properties of each estimator: its ability to reproduce the effective dark mass inferred from rotation curves, and its ability to recover the observed photometric ordering of galaxies without using photometric information during the reconstruction. This provides a direct test of whether a given binding-energy estimator carries physically relevant information about both the dynamical mass budget and the underlying stellar population structure.

3.1 Photometric score exploration

The photometric score studied here is defined as the product of the signed sums of the Pearson and Spearman significances over all colors (FUV–NUV, NUV– r , $g - r$, $r - z$). The sums are constructed using the sign of the correlation, yielding sum_P for Pearson and sum_S for Spearman. The final score is defined as:

$$\text{score} = \max(\text{sum}_P, 0) \cdot \max(\text{sum}_S, 0) \quad (45)$$

This construction neutralizes positive significances when they are compensated by negative correlations. Any negative score is set to zero.

The score is evaluated as a single global quantity for each point of the (α, β) grid, combining the correlation information obtained from all available photometric colors. Depending on the color index, the number of galaxies entering the correlations ranges from approximately $N \simeq 120$ to $N \simeq 140$, as determined by the overlap between GALEX and SDSS datasets.

For visualization purposes, the scores displayed in the grid maps are normalized to the interval $[0, 1]$, with 1 corresponding to the best coarse-grid raw score, 878 at $(\alpha, \beta) = (1, 3)$. Unless explicitly stated otherwise, all numerical scores reported below are raw scores.

The resulting exploration of the (α, β) parameter space with $\Delta = 0.1$ is shown in Figures 1–4. The Figure 1 shows the raw score over the parameter space. The Figure 2 displays the local average contrast, en-

hancing variations between neighboring cells. The Figure 3 highlights the five maximum raw scores for each α in light gray and the five maximum raw scores for each β in dark gray, with overlaps shown in black. The Figure 4 represents a direction field indicating the orientation of local increase in the score.

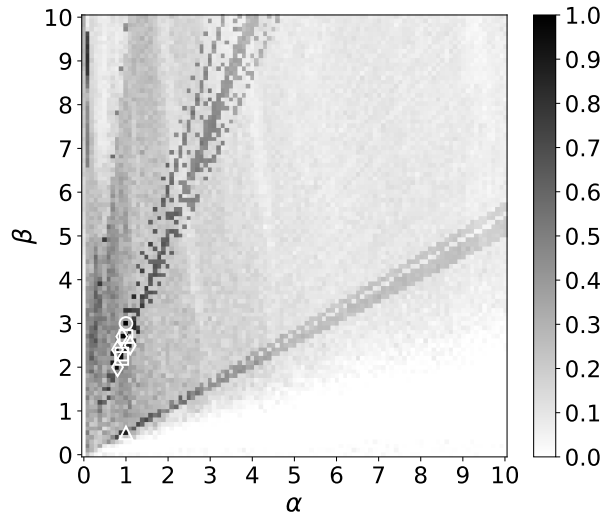


Figure 1. Original normalized grid showing the photometric score values across the (α, β) parameter space.

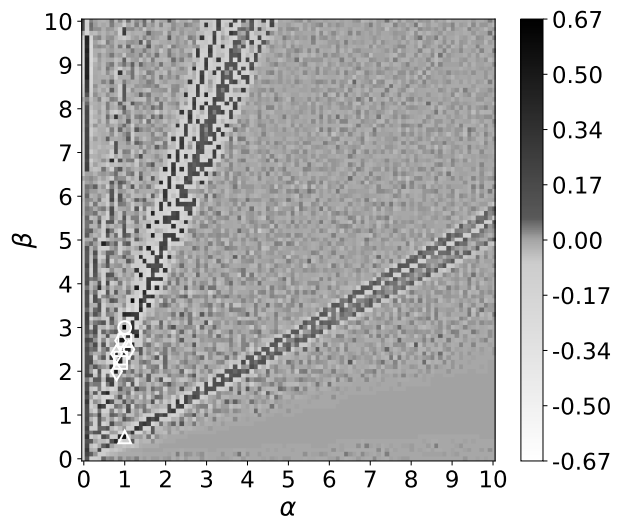


Figure 2. Local photometric score difference map relative to neighboring cells.

A prominent feature of these maps is the presence of two well-defined linear structures. The first passes through $(1, 3)$ with an approximate slope of $5/2$, while the second passes through $(1, 1/2)$ with an approximate slope of $1/2$. The nine highest-scoring

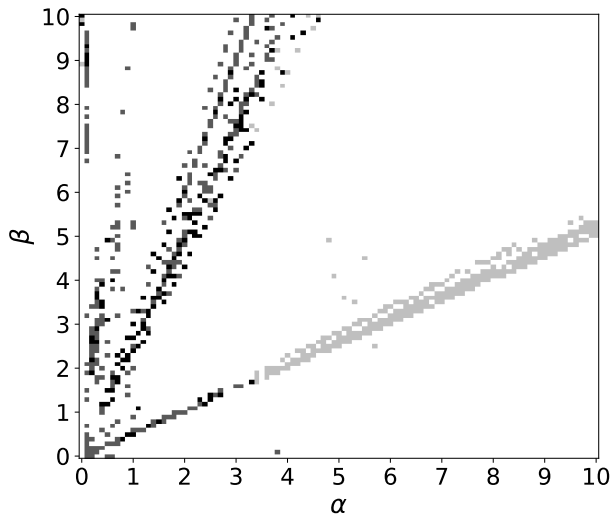


Figure 3. Regions selected among the top 5 photometric score values per α (light gray) and per β (dark gray), with overlap shown in black.

solutions lie along these two lines, a property that remains valid when extending the analysis to the top one hundred configurations, with the additional appearance of solutions along a more diffuse structure in the upper-right region with a slope of approximately 10. The highest-scoring configuration is located at $(1, 3)$, with most other top-ranked solutions clustered around $\beta = 2.5$, except for the ninth-best solution, which lies at $(1, 1/2)$. It is clear that the highest-scoring solutions are therefore grouped at the intersection of these lines and the line $\alpha = 1$.

Not only do the highest-scoring solutions cluster along these lines, but they also follow a clear gradient on alpha. The fifty maximum raw scores are found at $\alpha \leq 2$, the two hundred and fifty maximum raw scores at $\alpha \leq 3$, and the five hundred maximum raw scores at $\alpha \leq 4$.

These same linear structures also contain some of the worst-performing configurations, indicating that they do not correspond to regions of uniformly high score, but rather organize the full range of solutions across the parameter space.

At first sight, these structures could be interpreted as iso-energy lines. However, this interpretation is incorrect. For a function of the form $f(\alpha, \beta) = \alpha A + \beta B$, there exists only a single family of linear level sets. Moreover, the observed structures do not share the same thickness or distribution of high-scoring configurations, which further excludes a simple iso-energy interpretation.

These lines therefore reflect the structure of the photometric reconstruction quality produced by the al-

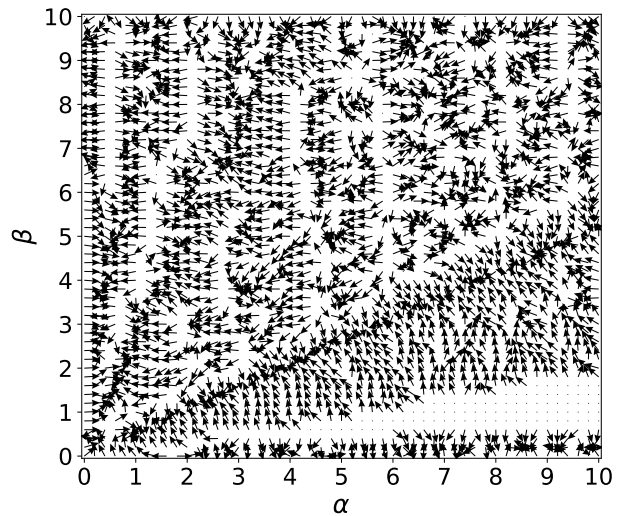


Figure 4. Ascent direction field indicating the local trend toward higher photometric score values in parameter space.

gorithm as a function of (α, β) ; they are not properties of the estimator itself.

3.2 Dynamical score exploration

The dynamical score studied here is defined from the relative error between the predicted and observed dynamical quantities. For each galaxy, a relative error ϵ is computed, and a global error is obtained by averaging over the full sample of $N = 174$ galaxies.

This global error is then normalized over the (α, β) grid, yielding a dimensionless quantity $\epsilon_{\text{norm}} \in [0, 1]$. The score is defined as its complement, $\text{score} = 1 - \epsilon_{\text{norm}}$, so that higher values correspond to better agreement with the observed dynamics.

The score is therefore evaluated as a single global quantity for each point of the (α, β) grid with $\Delta = 0.1$. Figures 5–8 are the same as those presented in the previous sections 3.1.

The selection map of the five highest-scoring solutions per α and per β reveals a structure that is markedly different from the photometric case. The best-performing models tend to favor configurations dominated by a single term, either the α or the β contribution, rather than a balanced combination of both. When both terms are retained, the only noticeable overlap region is confined to the lower-right corner of the parameter space, near $(0, 0)$.

However, local-contrast enhancement reveals that the same linear structures observed in the photometric maps also reappear in the dynamical case. This indicates that, although the global behavior is largely governed by either α or β , these lines still organize

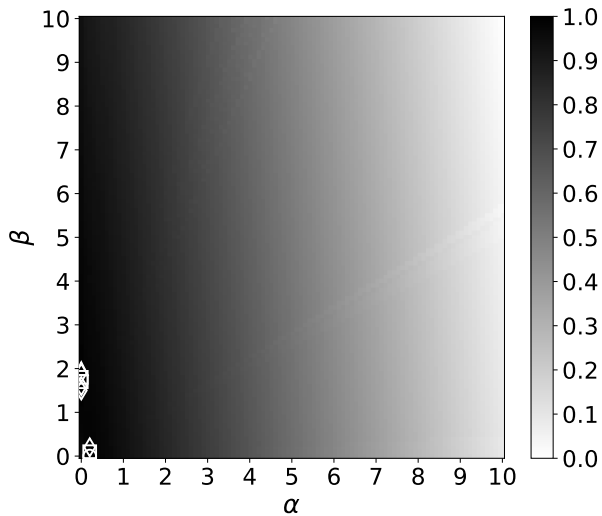


Figure 5. Original normalized grid showing the dynamical score values across the (α, β) parameter space.

the variations in reconstruction quality across the parameter space. As in the photometric case, they contain both high- and low-quality solutions, demonstrating that they do not correspond to uniformly optimal regions but rather to underlying structural features of the solution space. It is also worth noting that these two lines are part of a broader family of rays emanating from the origin.

Furthermore, the nine highest-scoring solutions are also located approximately along these lines, but appear compressed along the vertical direction and slightly offset upwards. This reflects the dominance of the α gradient, which partially masks the signal associated with these structures. Nevertheless, this signal remains more pronounced than the variations induced by the β gradient.

3.3 Synthesis

The existence of similar structural patterns in both the dynamical and photometric maps points to an underlying organizing property of the reconstruction. In both cases, the common object is the reconstructed stellar population, but the two evaluated quantities are mathematically very different.

For the dynamical score, the stellar population enters through the gravitational binding-energy estimator, which maps the mass fractions and intrinsic densities of the stellar classes to an effective dark mass, compared to the value inferred from SPARC rotation curves. For the photometric score, the same reconstructed population enters through its predicted colors, obtained from the luminosity contribution of the different stellar com-

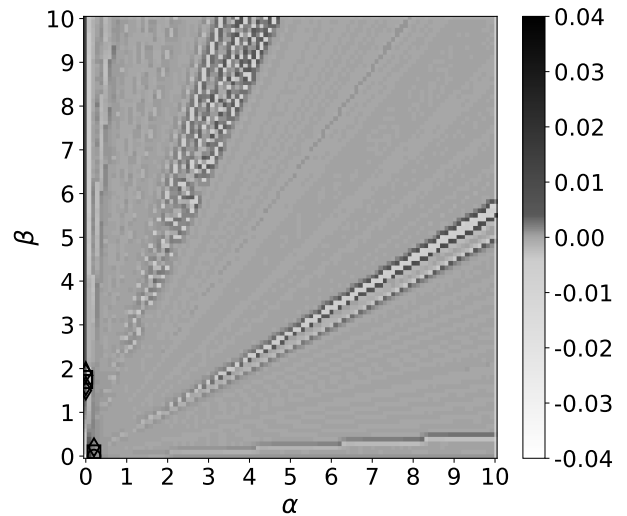


Figure 6. Local dynamical score difference map relative to neighboring cells.

ponents and compared to observed GALEX and SDSS colors.

There is no a priori reason why these two mappings should produce the same structures in the (α, β) parameter space. One mapping depends on gravitational energy and density-dependent mass terms, while the other depends on stellar luminosities and colors. The fact that both reveal similar linear structures therefore cannot be interpreted as a trivial consequence of the parametrization alone.

The most natural interpretation is that these structures reflect an underlying physical organization of the stellar population mixtures themselves. In other words, the same regions and directions in the (α, β) space correspond to population configurations that are simultaneously meaningful for the dynamical reconstruction and for the photometric prediction.

This does not imply that the structures are uniformly optimal. On the contrary, they contain both good and poor solutions. The same behavior is observed in both the photometric and dynamical analyses. Even when these structures are partially masked by dominant gradients in the dynamical maps, the highest-scoring solutions systematically appear near the extremities of the corresponding lines.

These structures should therefore be understood as organizing features of the solution space, along which the reconstruction explores a continuum of stellar population configurations, spanning from poor to optimal agreement. The same structures are recovered in both photometric and dynamical analyses, even though the two diagnostics depend on distinct mappings of the reconstructed stellar populations. This consistency indi-

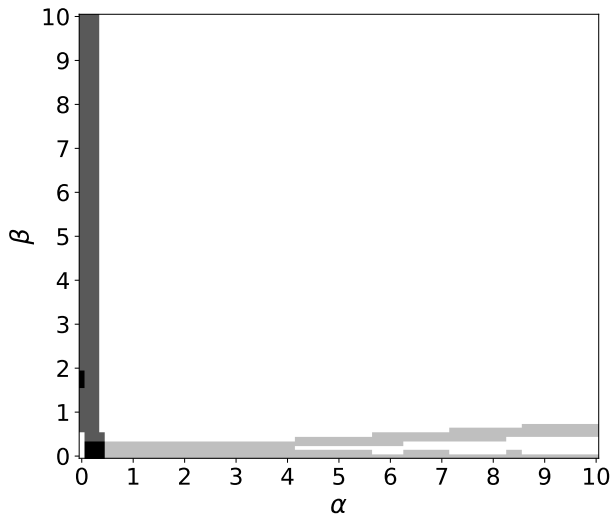


Figure 7. Regions selected among the top 5 dynamical score values per α (light gray) and per β (dark gray), with overlap shown in black.

cates that the result is not a trivial numerical artifact, but reflects underlying constraints imposed by the stellar population distributions, which are captured in both observables. In other words, these structures reflect the underlying physical reality of both good and poor stellar population reconstructions.

4. Candidate forms of the estimator

We now attempt to identify physically meaningful values for the parameters (α, β) based on the previous analysis.

A first guiding principle is that the binding-energy formulation should ultimately admit a rigorous analytical derivation, for instance within a relativistic framework. If such a derivation exists, it is natural to expect that the coefficients α and β would take simple fractional values, rather than arbitrary real numbers.

From the empirical exploration, the highest-scoring photometric solution is found at $(1, 3)$, and belongs to a cluster of the eight highest-scoring configurations centered around $(1, \frac{5}{2})$.

However, another distinct branch is revealed by the third-best solution, located at $(1, \frac{1}{2})$. Interestingly, this second branch is favored by the dynamical analysis, where the highest-scoring solutions is obtained at low α and low β .

A detailed exploration of the parameter space at a resolution of $\Delta = 10^{-3}$ was not computationally feasible with the resources available. Instead, a refined exploration was performed over the restricted region

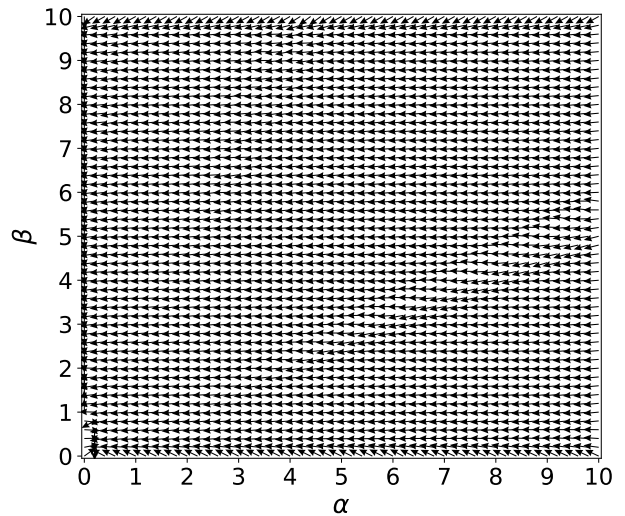


Figure 8. Ascent direction field indicating the local trend toward higher values in parameter space.

$\alpha \in [0, 3]$ and $\beta \in [0, 6]$, which contains the main high-quality structures identified in Figure 1.

This refined region was divided into 325 subgrids. Each subgrid contained 25×25 sampled points, corresponding to a local resolution of $\Delta = 10^{-2}$. The refined exploration therefore included a total of $325 \times 25 \times 25 = 203\,125$ sampled points.

The best raw score found in the refined-grid exploration is 988 at $(0.87, 2.02)$. Restricting the refined-grid exploration to solutions with a raw score above 850, only 407 points satisfy this criterion, corresponding to approximately 0.2% of the sampled configurations. These points are further localized within 23 subgrids out of 325, i.e. approximately 7.1% of the explored regions.

Focusing on the two subgrids containing the highest-scoring solutions, with scores of 988 and 984 respectively, the distribution of values within these regions exhibits mean and standard deviation of $55\% \pm 24\%$ and $57\% \pm 24\%$. The average score of a randomly selected point within these subgrids exceeds 540, which is substantially higher than the score of 367 obtained for $(\alpha, \beta) = (1, 1)$ in our previous study Poupart (2026).

However, this richness also complicates the identification of parameter values that could correspond to a simple analytical form. Numerous linear substructures appear within these regions, forming band-like patterns in which the ordering of the scores does not follow any clear trend. Within these bands, the distribution of values appears irregular, with no simple fractional values emerging, nor any clustering around a specific preferred value.

Caution is required when interpreting such refinements. The model relies on a discretized description of stellar populations using eleven classes, each characterized by a representative density specified with only two significant digits. This limited precision inherently constrains the meaningful accuracy of the parameters (α, β) , and prevents over-interpreting small deviations from simple fractional values.

Taken together, the exact parameter values $(1, 3)$ and $(1, \frac{1}{2})$, with raw scores of 878 and 779 respectively, remain natural candidates, since they are also present in the refined exploration and are surrounded by high-scoring nearby configurations. The highest-scoring solutions in the respective refined subgrids containing these two values are found at $(0.99, 0.51)$ with a raw score of 866, and at $(1, 3.02)$ with a raw score of 927, respectively.

Among these, the point $(1, \frac{1}{2})$ is of particular interest. Although the best refined point in the local neighborhood of $(1, \frac{1}{2})$ reaches a raw score of 866, ranking only fifth among the 23 selected high-score subgrids, the exact fractional point $(1, \frac{1}{2})$ satisfies several independent criteria:

- (A) The point $(1, \frac{1}{2})$ lies within one of the two main linear structures identified in the coarse-resolution maps. It is also unique among the 25 highest-scoring points, being the only one located on this structure, while the other 24 are all located on the other main structure.
- (B) It belongs to the line $\alpha = 1$, along which the highest-scoring solutions of the coarse grid are concentrated.
- (C) The recursive construction used in the model directly yields $\alpha = 1$.
- (D) It is located in a region favorable for minimizing the dynamical error.
- (E) The highest-scoring point within its local subgrid is $(0.99, 0.51)$, i.e. very close to $(1, \frac{1}{2})$, which is itself the second-highest-scoring configuration.
- (F) At the refined-grid level, the exact point $(1, \frac{1}{2})$ lies at the intersection of four neighboring subgrids. Within these local rankings, it is ranked 1st, 2nd, 3rd, and 23rd out of 625 sampled points, respectively.
- (G) It lies on a well-defined refined-grid linear structure, where it corresponds to the highest-scoring point.
- (H) The value $\beta = \frac{1}{2}$ admits a natural interpretation within the virialized explanation.

These combined observations make $(1, \frac{1}{2})$ a particularly well-supported and physically motivated candidate, despite not corresponding to the absolute maximum of the score.

As a result, it is not possible at this stage to conclusively determine which values of (α, β) correspond to the underlying physical form. Representative examples of the corresponding photometric reconstructions for selected parameter values are provided in Table 3. For the dynamical reconstruction, 169–170 galaxies are resolved across all tested (α, β) values, with relative errors ~ 0.028 – 0.033 and standard deviations ~ 0.128 – 0.139 , indicating negligible variation between models, in contrast with the photometric results.

5. Discussion

The formulation introduced in this work provides an alternative way to evaluate gravitational binding energy by removing the dependence on arbitrary reference levels. By comparing a distributed configuration to a compact state conserving volume, the resulting quantity can be interpreted as an intrinsic energy associated with the structure of matter.

One of the most notable outcomes of this approach is the relative insignificance of the interaction term $-GmM/d$ in realistic astrophysical configurations. When $d \gg R \gg r$, this term becomes negligible compared to the internal contributions proportional to M^2/R . This suggests that, at large scales, gravitational energy is primarily governed by the internal structure of matter rather than by the spatial separation of its components.

This result should not be interpreted as a contradiction with standard gravitational theory. In classical mechanics, gravitational potential energy is primarily defined within a dynamical framework, through the Lagrangian or Hamiltonian formalism. In this context, the relevant quantity is the energy associated with reversible motion, that is, the work that can be exchanged through changes in the configuration of bodies.

By construction, this approach focuses on conservative interactions and does not aim to describe the energy released during irreversible processes such as inelastic mergers or structural reconfigurations of matter. The conventional expression $-GmM/d$ is therefore well suited for orbital dynamics, but it does not capture the total energy that can be liberated when a system transitions between different structural states.

The formulation proposed in this work addresses this complementary aspect by evaluating the energy difference between configurations that conserve mass and volume but differ in their internal organization. In this

Table 3. Photometric correlation analysis for selected (α, β) values.

$\alpha \approx 1, \beta \geq 2$					
Color	N	r_P	σ_P	ρ_S	σ_S
$(\alpha, \beta) = (1, 3)$					
FUV–NUV	136	0.463	5.68	0.512	6.38
$r - z$	129	0.425	5.02	0.485	5.82
$g - r$	128	0.716	9.51	0.633	8.01
NUV– r	119	0.735	9.52	0.697	8.81
$(\alpha, \beta) = (1, 3.02)$					
FUV–NUV	136	0.462	5.66	0.493	6.09
$r - z$	129	0.444	5.27	0.513	6.21
$g - r$	128	0.729	9.76	0.666	8.58
NUV– r	119	0.740	9.62	0.717	9.16
$(\alpha, \beta) = (0.87, 2.02)$					
FUV–NUV	136	0.472	5.81	0.518	6.46
$r - z$	129	0.434	5.14	0.514	6.22
$g - r$	128	0.758	10.35	0.700	9.19
NUV– r	119	0.764	10.11	0.714	9.12
$\alpha \approx 1, \beta < 2$					
Color	N	r_P	σ_P	ρ_S	σ_S
$(\alpha, \beta) = (1, 1)$					
FUV–NUV	136	-0.214	2.50	-0.203	2.36
$r - z$	129	0.394	4.63	0.493	5.93
$g - r$	128	0.670	8.66	0.655	8.40
NUV– r	119	0.682	8.53	0.701	8.87
$(\alpha, \beta) = (1, \frac{1}{2})$					
FUV–NUV	136	0.431	5.23	0.485	5.98
$r - z$	129	0.315	3.64	0.438	5.19
$g - r$	128	0.687	8.96	0.683	8.88
NUV– r	119	0.707	8.99	0.684	8.57
$(\alpha, \beta) = (0.99, 0.51)$					
FUV–NUV	136	0.402	4.85	0.521	6.50
$r - z$	129	0.412	4.85	0.504	6.09
$g - r$	128	0.697	9.13	0.681	8.84
NUV– r	119	0.715	9.13	0.707	8.98

sense, it does not replace the classical description, but extends it to account for the energy associated with the assembly or disassembly of gravitationally bound systems.

The invariance properties demonstrated in this work, both under permutations and hierarchical aggregation, further support the interpretation of gravitational binding energy as an intrinsic quantity. These

properties ensure that the total energy depends only on the set of constituents and not on the specific assembly path or grouping.

When expressed through the mass–energy equivalence relation $E = mc^2$, the evaluated binding energy corresponds to an effective mass scale. As shown in Table 2, this contribution remains negligible at small scales but grows rapidly for larger systems. At galactic scales, the magnitude of this effective mass becomes comparable to the baryonic mass. This is the regime where the effect is no longer a small correction.

This scaling behavior suggests a possible connection with the mass discrepancy observed in galaxies. However, the extent to which gravitational binding energy alone can account for the full range of observational constraints remains an open question. In particular, beyond the rotation-curve agreement tested here, it remains necessary to assess whether the spatial distribution implied by this energy is consistent with gravitational lensing and large-scale structure formation.

The invariance properties established in this work clarify the domain of validity of the formulation. Since the gravitational field is conservative, the total binding energy is determined solely by the initial and final states of the system Landau & Lifshitz (1976), independently of the path, ordering, or geometrical arrangement of its constituents.

The empirical results further suggest that this invariance should be understood in a hierarchical rather than purely homogeneous sense. A complete homogenization of all constituents into a single equivalent solid sphere would retain only the global term proportional to M^2/R . However, the preferred estimators require a substantial class-level contribution, with α close to unity. This indicates that stellar population classes behave as physically meaningful hierarchical subsystems whose binding-energy contributions are not erased by the final aggregation.

This also provides a natural distinction between the two terms of the estimator. The class-level term combines objects of the same stellar type and therefore of comparable intrinsic density, producing compact equivalent subsystems. In contrast, the global term combines heterogeneous stellar classes with very different densities, and is better interpreted as an effective aggregate rather than as a truly homogeneous solid sphere. In this case, a virial-like factor can naturally reduce the global contribution, providing a possible interpretation of the empirical preference for $\beta \approx 1/2$.

This preference should not be interpreted as a definitive selection of the coefficients. The empirical parameter space remains complex and highly structured. The best solutions are not concentrated around a single isolated point, but are distributed along at least

two distinct structures in the (α, β) plane. These structures contain several acceptable candidates, including forms close to $(1, \frac{1}{2})$, $(1, 3)$, and $(1, \frac{5}{2})$.

Thus, the empirical results constrain a family of admissible estimators rather than selecting a single final expression. The value $(1, \frac{1}{2})$ remains especially interesting because it has a simple physical interpretation, but the present analysis does not allow one to decide uniquely between the different high-quality candidates.

A natural limitation of the present formulation arises when approaching relativistic regimes. The construction relies on a comparison between configurations that conserve volume and mass, implicitly assuming that the internal structure of matter can be described within a Newtonian framework. However, the construction may formally lead to compact configurations with radii smaller than the Schwarzschild radius. Such configurations do not correspond to physical states within the present framework, as no static configuration can exist in this regime. This indicates that the formulation extrapolates beyond its domain of validity, rather than revealing a physical property of gravitational binding energy.

The relativistic limitation does not invalidate the recursive absorption law itself. It limits the interpretation of the compact reference radius as the radius of a material configuration. The equation may be constructed from Newtonian arguments only while the equivalent compact configuration satisfies $R > R_s$, but once the same function describes the energy absorbed by a black hole for a small amount of external matter, the no-hair property strongly constrains any possible change of functional form.

Indeed, after each absorption event, the final object is again a black hole characterized only by its global parameters. It cannot distinguish whether the absorbed contribution came from one additional small component or from a larger collection of components. Therefore, if the recursive energy-accounting function is valid for the absorption of a small amount of matter by a black hole, the same functional form should remain valid for successive absorptions, unless a new global physical criterion is introduced.

In this sense, the Newtonian construction provides the accessible derivation of the function in the regime where the compact reference state is still physically meaningful, while the no-hair property supports the continuation of the same absorption law once the final object is a black hole. The breakdown concerns the interpretation of the intermediate compact material state, not necessarily the functional form of the absorbed-energy equation.

The recursive form is consistent with this reasoning. At each step of a sequential absorption process, the

newly absorbed subsystem contributes its own class-level energy, while the global term is updated to the new total mass and effective radius. Once absorbed, these contributions are no longer distinguishable as separate structures, but they remain part of the total mass-energy balance.

Thus, the recursive estimator should not be interpreted as assigning internal structure to a black hole. Rather, it provides an effective accounting of the energy carried by absorbed constituents before they cease to be distinguishable. The black hole erases the observable substructure, but it does not provide a reason for changing the functional dependence of the absorbed energy from one absorption step to the next.

The empirical search for the correct functional form of energy is not new in physics. The concept of energy itself was not fixed from the beginning of mechanics, but emerged through a long process of clarification in which different physical quantities had to be distinguished. In the early development of mechanics, the correct dependence of kinetic energy on velocity was debated between proportionality to mv and mv^2 . The experimental and theoretical work of Émilie du Châtelet, published in 1740, played an important role in supporting the quadratic dependence, which was subsequently incorporated into the analytical formulation of mechanics by d'Alembert in 1743, leading to the modern expression $\frac{1}{2}mv^2$. This historical example illustrates both the evolving nature of the energy concept and the role of empirical constraints in identifying the correct functional form when the underlying theoretical structure is not yet fully established.

The present work follows a similar logic at a different level. The proposed estimator is not selected solely from dimensional arguments or formal simplicity, but is constrained by its ability to reproduce independent observational information. In particular, the same family of energy functions is tested against both the effective dark mass inferred from SPARC rotation curves and the photometric ordering obtained from GALEX and SDSS colors. The fact that non-trivial structures appear in the (α, β) space, and that related structures are visible in both dynamical and photometric diagnostics, provides an empirical constraint on the admissible form of the energy.

This does not constitute a derivation from first principles. Rather, it provides evidence that the functional form is not arbitrary. The preferred region, especially the vicinity of $(\alpha, \beta) = (1, \frac{1}{2})$, is supported simultaneously by the recursive interpretation of the class-level term, by the possible virial interpretation of the global heterogeneous aggregate, and by the observational reconstruction tests.

6. Conclusion

In this work, we have introduced a hierarchical formulation for evaluating gravitational binding energy based on a physically grounded definition of energy as the amount associated with the assembly and internal organization of matter.

A central feature of the construction is that it removes the dependence on arbitrary reference levels by comparing configurations that conserve mass and volume. In this framework, gravitational binding energy is interpreted as an intrinsic quantity associated with the structure of matter rather than only as a pairwise interaction energy defined relative to infinity.

The analysis shows that the interaction term $-GmM/d$ becomes negligible in realistic astrophysical configurations when $d \gg R \gg r$. The dominant contributions are instead controlled by terms proportional to M^2/R , indicating that the internal organization of matter plays a central role in the gravitational energy budget at large scales.

The hierarchical structure of the estimator is essential. A purely homogeneous aggregation of all constituents into a single equivalent solid sphere would retain only the global term proportional to M^2/R . However, the empirical reconstruction favors a non-zero class-level contribution, with α close to unity. This indicates that stellar population classes behave as physically meaningful hierarchical subsystems whose binding-energy contributions should not be erased by the final aggregation.

This result is naturally understood through a recursive interpretation of the energy. The class-level term corresponds to the aggregation of objects of similar density into compact equivalent subsystems, supporting $\alpha \simeq 1$. The global term, by contrast, combines heterogeneous stellar classes with very different densities and is better interpreted as an effective gravitational aggregate. In this case, a virial-like reduction provides a possible physical motivation for $\beta \simeq 1/2$.

The empirical exploration of the (α, β) parameter space supports this interpretation. The photometric and dynamical maps both reveal non-trivial structures that cannot be reduced to simple iso-energy lines. In particular, regions near $(1, \frac{5}{2})$ and $(1, \frac{1}{2})$ appear as important candidates, while refined searches reveal additional high-quality solutions embedded in a structured and highly non-uniform parameter space. The value $(1, \frac{1}{2})$ is of particular interest because it combines a simple recursive interpretation of the class-level term with a natural virial interpretation of the global term.

The observational tests provide independent support for the relevance of this formulation. The reconstructed stellar populations, obtained without

photometric input, produce significant correlations with GALEX and SDSS colors. These correlations indicate that the dynamical reconstruction does not merely fit an effective dark mass numerically, but also captures information related to the underlying stellar population structure.

At the same time, the results do not allow a unique pair (α, β) to be selected with certainty. The dynamical reconstruction remains nearly unchanged across several tested values, whereas the photometric score is more discriminating and reveals a complex landscape with multiple high-quality regions. This indicates that the present model captures a real structure in the solution space, but that the parameter-space landscape itself contains multiple high-quality regions rather than selecting a unique analytical form.

The connection with relativistic physics remains an important open question. The present formulation is Newtonian in construction and should only be applied to equivalent compact configurations whose effective radius remains larger than the Schwarzschild radius. When this condition is violated, the compact reference state no longer represents a physically realizable material configuration within the present framework. Nevertheless, the recursive form is compatible with a relativistic interpretation. In a black-hole context, the individual subsystems need not remain observable as separate structures, while their energy contributions may still enter the global mass–energy balance.

Taken together, these results suggest that gravitational binding energy, when evaluated hierarchically, may contribute to the effective mass budget of galaxies and may encode information about stellar population structure. This provides a physically motivated and empirically supported framework for investigating the dark mass phenomenon without immediately invoking exotic matter or modified gravitational laws.

Future work should first extend and refine the reconstruction framework itself. The strength of the present result is that a relatively simple model already reproduces both dynamical and photometric trends. This motivates applying the same method to broader observational samples beyond SPARC, GALEX, and SDSS, while progressively improving the stellar population modeling and the statistical characterization of the reconstructed solutions.

A major next step is to test whether the same hierarchical energy function can be used beyond galactic rotation curves. If gravitational binding energy contributes to the effective mass budget, it should also affect the gravitational field probed by lensing. It will therefore be necessary to examine whether a renormalization of the gravitational field based on this energy function can reproduce lensing signatures in systems

where dark mass is inferred, including galaxy groups, galaxy clusters, cluster mergers, and large-scale structure. Further observational tests will be decisive in determining how far the hierarchical binding-energy estimator can be extended and in assessing the influence of the turnaround distance on the inferred effective mass.

Finally, a fully relativistic derivation of the recursive energy form should be sought to determine whether the favored coefficients, especially $\alpha \simeq 1$ and $\beta \simeq 1/2$, can be obtained from the geometric definitions of gravitational energy and mass used in general relativity.

In conclusion, the present work does not establish a final form for gravitational binding energy in astrophysical systems, but it substantially narrows the range of admissible forms. The combined mathematical, dynamical, and photometric evidence points toward a hierarchical recursive energy estimator in which stellar population classes contribute as real physical subsystems and the global heterogeneous aggregate contributes with an effective virial factor. This makes gravitational binding energy a plausible and testable candidate for contributing to the dark mass component inferred from galactic dynamics.

Software Availability

The C++ program used to perform all numerical calculations and generate the corresponding graphs are freely available at dark-mass-generator.sourceforge.io or at doi.org/10.6084/m9.figshare.31894372.

Declarations

Funding — This research received no specific grant from any funding agency in the public, commercial, or not-for-profit sectors.

Competing interests — The author declares no competing interests.

Ethics approval / Consent — Not applicable.

Data and materials availability — See “Software availability”.

Author contribution — N.P. conceived the study, performed the analysis, and wrote the manuscript.

References

- Bartelmann, M. 2010, *Classical and Quantum Gravity*, 27, 233001
- Brillouin, L. 1964, *Journal de Physique*, 25, 883
- . 1965, *Proceedings of the National Academy of Sciences of the United States of America*, 53
- Clowe, D., Bradač, M., Gonzalez, A. H., *et al.* 2006, *The Astrophysical Journal Letters*, 648, L109
- Courteau, S., *et al.* 2014, *Reviews of Modern Physics*, 86, 47
- Deur, A. 2019, *European Physical Journal C*, 79, 883
- . 2021, *European Physical Journal C*, 81, 213
- . 2022, *Classical and Quantum Gravity*, 39, 135003
- Deur, A., Sargent, C., & Terzic, B. 2020, *The Astrophysical Journal*, 896, 94
- Hawking, S. W. 1968, *Journal of Mathematical Physics*, 9, 598
- Hayward, S. A. 1996, *Physical Review D*, 53, 1938
- Landau, L. D., & Lifshitz, E. M. 1976, *Course of Theoretical Physics, Vol. 1, Mechanics*, 3rd edn. (Oxford: Butterworth-Heinemann)
- Lelli, F., McGaugh, S. S., & Schombert, J. M. 2016, *The Astronomical Journal*, 152, 157
- Martin, D. C., *et al.* 2005, *The Astrophysical Journal Letters*, 619, L1
- MICROSCOPE Collaboration. 2022, *Phys. Rev. Lett.*, 129, 121102
- Misner, C. W., & Sharp, D. H. 1964, *Physical Review*, 136, B571
- Persic, M., Salucci, P., & Stel, F. 1996, *Monthly Notices of the Royal Astronomical Society*, 281, 27
- Poupart, N. 2014, *General Science Journal*, available online at [General Science Journal](https://www.gsjournal.net)
- . 2017a, *General Science Journal*, available online at [General Science Journal](https://www.gsjournal.net)
- . 2017b, *General Science Journal*, available online at [General Science Journal](https://www.gsjournal.net)
- . 2026, *Stellar Population Ordering from Galactic Dynamics*, preprint, doi:10.6084/m9.figshare.31175302
- Rubin, V. C., Ford, W. Kent, J., & Thonnard, N. 1980, *The Astrophysical Journal*, 238, 471
- York, D. G., *et al.* 2000, *The Astronomical Journal*, 120, 1579