

Cassell's New Latin Dictionary and The Graphical Law

Anindya Kumar Biswas*

Department of Physics;

North-Eastern Hill University,

Mawkynroh-Umshing, Shillong-793022.

(Dated: December 30, 2024)

Abstract

We study the Cassell's New Latin Dictionary, Latin-English/English-Latin, Second Edition, 1962. We draw the natural logarithm of the numbers of the Latin head entries of the Latin-English part of the Dictionary, normalised, starting with a letter vs the natural logarithm of the rank of the letter, normalised/unnormalised. We find that the Latin head entries of the Cassell's New Latin Dictionary underlie a magnetisation curve of a Spin-Glass in the presence of little external magnetic field.

* anindya@nehu.ac.in

I. INTRODUCTION

”Basques: They probably represent one of the peoples who inhabited Europe before the arrival of the Indo-Europeans.” —The Penguin Dictionary of Archaeology by Warwick Bray and David Trump, Second Edition, 1982,[1].

With the Indo-Europeans came the latin language. The Basque language, [2], is characterised by spin-glass magnetisation curve,[3], with a clear hyperbolic rise. Does this feature continue across time onto the latin language? In this paper we study the latin language. We study the Cassell’s New Latin Dictionary, Latin-English English-Latin by D. P. Simpson, [4]. And we find that the answer is in the affirmative, with a visually clear-cut hyperbolic rise. Cassell’s Latin Dictionary first appeared in the year 1854 as the work of Rely Beard and his son Charles Beard. D.P.Simpson once entrusted in the year 1953 to undertake a complete overhaul of the Cassell’s Latin Dictionary, brought out this version, [4], which is in many respects a new book, hence the name Cassell’s New Latin Dictionary. The Latin section contains articles on most of the words used by ’classical’ authors from about 200 B.C. to 100 A.D.,[4]. We count one by one all the latin head entries of Cassell’s New latin Dictionary,[4], looking for the graphical law. We have started considering magnetic field pattern in [5], in the languages we converse with. We have studied there, a set of natural languages, [5] and have found existence of a magnetisation curve under each language. We have termed this phenomenon as the Graphical Law. Then, we moved on to investigate, [6], into dictionaries of five disciplines of knowledge and found the existence of a curve of magnetisation under each discipline. This was followed by finding of the graphical law in references from [7] to [90].

The planning of the paper is as follows. We give an introduction to the standard curves of magnetisation of Ising model in the section II. In the section III, we describe the analysis of the latin head entries of the Cassell’s New Latin Dictionary, Latin-English English-Latin by D. P. Simpson, [4]. Sections IV and V are Acknowledgment and Bibliography respectively.

II. MAGNETISATION

A. Bragg-Williams approximation

Let us consider a coin. Let us toss it many times. Probability of getting head or, tale is half i.e. we will get head and tale equal number of times. If we attach value one to head, minus one to tale, the average value we obtain, after many tossing is zero. Instead let us consider a one-sided loaded coin, say on the head side. The probability of getting head is more than one half, getting tale is less than one-half. Average value, in this case, after many tossing we obtain is non-zero, the precise number depends on the loading. The loaded coin is like ferromagnet, the unloaded coin is like para magnet, at zero external magnetic field. Average value we obtain is like magnetisation, loading is like coupling among the spins of the ferromagnetic units. Outcome of single coin toss is random, but average value we get after long sequence of tossing is fixed. This is long-range order. But if we take a small sequence of tossing, say, three consecutive tossing, the average value we obtain is not fixed, can be anything. There is no short-range order.

Let us consider a row of spins, one can imagine them as spears which can be vertically up or, down. Assume there is a long-range order with probability to get a spin up is two third. That would mean when we consider a long sequence of spins, two third of those are with spin up. Moreover, assign with each up spin a value one and a down spin a value minus one. Then total spin we obtain is one third. This value is referred to as the value of long-range order parameter. Now consider a short-range order existing which is identical with the long-range order. That would mean if we pick up any three consecutive spins, two will be up, one down. Bragg-Williams approximation means short-range order is identical with long-range order, applied to a lattice of spins, in general. Row of spins is a lattice of one dimension.

Now let us imagine an arbitrary lattice, with each up spin assigned a value one and a down spin a value minus one, with an unspecified long-range order parameter defined as above by $L = \frac{1}{N}\sum_i\sigma_i$, where σ_i is i-th spin, N being total number of spins. L can vary from minus one to one. $N = N_+ + N_-$, where N_+ is the number of up spins, N_- is the number of down spins. $L = \frac{1}{N}(N_+ - N_-)$. As a result, $N_+ = \frac{N}{2}(1 + L)$ and $N_- = \frac{N}{2}(1 - L)$. Magnetisation or, net magnetic moment , M is $\mu\sum_i\sigma_i$ or, $\mu(N_+ - N_-)$ or, μNL , $M_{max} = \mu N$. $\frac{M}{M_{max}} = L$. $\frac{M}{M_{max}}$ is

referred to as reduced magnetisation. Moreover, the Ising Hamiltonian,[91], for the lattice of spins, setting μ to one, is $-\epsilon \sum_{n.n} \sigma_i \sigma_j - H \sum_i \sigma_i$, where n.n refers to nearest neighbour pairs. The difference ΔE of energy if we flip an up spin to down spin is, [92], $2\epsilon\gamma\bar{\sigma} + 2H$, where γ is the number of nearest neighbours of a spin. According to Boltzmann principle, $\frac{N_-}{N_+}$ equals $exp(-\frac{\Delta E}{k_B T})$, [93]. In the Bragg-Williams approximation,[94], $\bar{\sigma} = L$, considered in the thermal average sense. Consequently,

$$\ln \frac{1+L}{1-L} = 2 \frac{\gamma\epsilon L + H}{k_B T} = 2 \frac{L + \frac{H}{\gamma\epsilon}}{\frac{T}{\gamma\epsilon/k_B}} = 2 \frac{L + c}{\frac{T}{T_c}} \quad (1)$$

where, $c = \frac{H}{\gamma\epsilon}$, $T_c = \gamma\epsilon/k_B$, [95]. $\frac{T}{T_c}$ is referred to as reduced temperature.

Plot of L vs $\frac{T}{T_c}$ or, reduced magnetisation vs. reduced temperature is used as reference curve. In the presence of magnetic field, $c \neq 0$, the curve bulges outward. Bragg-Williams is a Mean Field approximation. This approximation holds when number of neighbours interacting with a site is very large, reducing the importance of local fluctuation or, local order, making the long-range order or, average degree of freedom as the only degree of freedom of the lattice. To have a feeling how this approximation leads to matching between experimental and Ising model prediction one can refer to FIG.12.12 of [92]. W. L. Bragg was a professor of Hans Bethe. Rudolf Peierls was a friend of Hans Bethe. At the suggestion of W. L. Bragg, Rudolf Peierls following Hans Bethe improved the approximation scheme, applying quasi-chemical method.

B. Bethe-peierls approximation in presence of four nearest neighbours, in absence of external magnetic field

In the approximation scheme which is improvement over the Bragg-Williams, [91],[92],[93],[94],[95], due to Bethe-Peierls, [96], reduced magnetisation varies with reduced temperature, for γ neighbours, in absence of external magnetic field, as

$$\frac{\ln \frac{\gamma}{\gamma-2}}{\ln \frac{factor-1}{factor^{\frac{\gamma-1}{\gamma}} - factor^{\frac{1}{\gamma}}}} = \frac{T}{T_c}; factor = \frac{\frac{M}{M_{max}} + 1}{1 - \frac{M}{M_{max}}} \quad (2)$$

$\ln \frac{\gamma}{\gamma-2}$ for four nearest neighbours i.e. for $\gamma = 4$ is 0.693. For a snapshot of different kind of magnetisation curves for magnetic materials the reader is urged to give a google search "reduced magnetisation vs reduced temperature curve". In the following, we describe

BW	BW($c=0.01$)	BP($4, \beta H = 0$)	reduced magnetisation
0	0	0	1
0.435	0.439	0.563	0.978
0.439	0.443	0.568	0.977
0.491	0.495	0.624	0.961
0.501	0.507	0.630	0.957
0.514	0.519	0.648	0.952
0.559	0.566	0.654	0.931
0.566	0.573	0.7	0.927
0.584	0.590	0.7	0.917
0.601	0.607	0.722	0.907
0.607	0.613	0.729	0.903
0.653	0.661	0.770	0.869
0.659	0.668	0.773	0.865
0.669	0.676	0.784	0.856
0.679	0.688	0.792	0.847
0.701	0.710	0.807	0.828
0.723	0.731	0.828	0.805
0.732	0.743	0.832	0.796
0.756	0.766	0.845	0.772
0.779	0.788	0.864	0.740
0.838	0.853	0.911	0.651
0.850	0.861	0.911	0.628
0.870	0.885	0.923	0.592
0.883	0.895	0.928	0.564
0.899	0.918		0.527
0.904	0.926	0.941	0.513
0.946	0.968	0.965	0.400
0.967	0.998	0.965	0.300
0.987		1	0.200
0.997		1	0.100
1	1	1	0

TABLE I. Reduced magnetisation vs reduced temperature data s for Bragg-Williams approximation, in absence of and in presence of magnetic field, $c = \frac{H}{\gamma\epsilon} = 0.01$, and Bethe-Peierls approximation in absence of magnetic field, for four nearest neighbours .

data s generated from the equation(1) and the equation(2) in the table, I, and curves of magnetisation plotted on the basis of those data s. BW stands for reduced temperature in Bragg-Williams approximation, calculated from the equation(1). BP(4) represents reduced temperature in the Bethe-Peierls approximation, for four nearest neighbours, computed from the equation(2). The data set is used to plot fig.1. Empty spaces in the table, I, mean corresponding point pairs were not used for plotting a line.

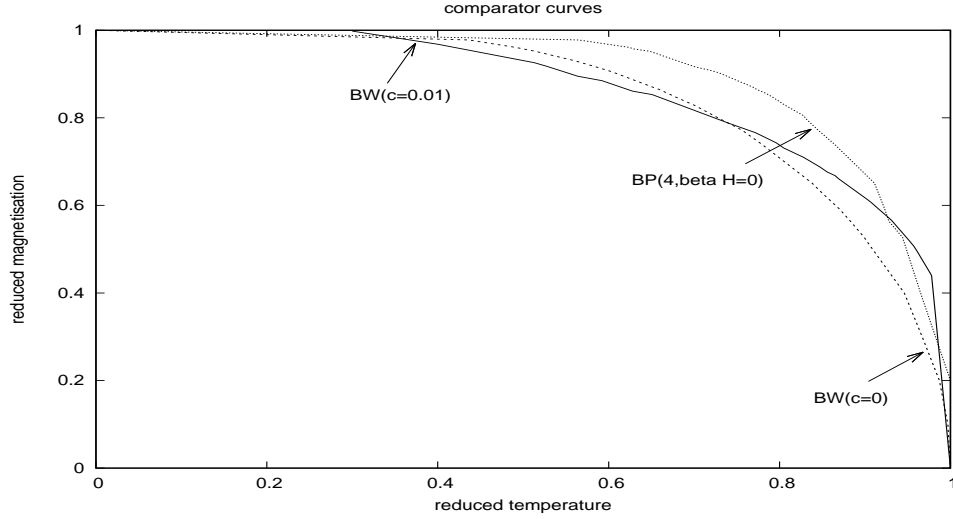


FIG. 1. Reduced magnetisation vs reduced temperature curves for Bragg-Williams approximation, in absence(dark) of and presence(inner in the top) of magnetic field, $c = \frac{H}{\gamma\epsilon} = 0.01$, and Bethe-Peierls approximation in absence of magnetic field, for four nearest neighbours (outer in the top).

C. Bethe-peierls approximation in presence of four nearest neighbours, in presence of external magnetic field

In the Bethe-Peierls approximation scheme , [96], reduced magnetisation varies with reduced temperature, for γ neighbours, in presence of external magnetic field, as

$$\frac{\ln \frac{\gamma}{\gamma-2}}{\ln \frac{e^{-\frac{2\beta H}{\gamma}} \text{factor}^{\frac{\gamma-1}{\gamma}} - e^{-\frac{2\beta H}{\gamma}} \text{factor}^{\frac{1}{\gamma}}}{\text{factor}^{\frac{\gamma-1}{\gamma}} - 1}} = \frac{T}{T_c}; \text{factor} = \frac{\frac{M}{M_{max}} + 1}{1 - \frac{M}{M_{max}}}. \quad (3)$$

Derivation of this formula Ala [96] is given in the appendix of [9].

$\ln \frac{\gamma}{\gamma-2}$ for four nearest neighbours i.e. for $\gamma = 4$ is 0.693. For four neighbours,

$$\frac{0.693}{\ln \frac{e^{-\frac{2\beta H}{\gamma}} \text{factor}^{\frac{\gamma-1}{\gamma}} - e^{-\frac{2\beta H}{\gamma}} \text{factor}^{\frac{1}{\gamma}}}{\text{factor}^{\frac{\gamma-1}{\gamma}} - 1}} = \frac{T}{T_c}; \text{factor} = \frac{\frac{M}{M_{max}} + 1}{1 - \frac{M}{M_{max}}}. \quad (4)$$

In the following, we describe data s in the table, II, generated from the equation(4) and curves of magnetisation plotted on the basis of those data s. BP(m=0.03) stands for reduced temperature in Bethe-Peierls approximation, for four nearest neighbours, in presence of a variable external magnetic field, H, such that $\beta H = 0.06$. calculated from the equation(4). BP(m=0.025) stands for reduced temperature in Bethe-Peierls approximation, for four nearest neighbours, in presence of a variable external magnetic field, H, such that

BP(m=0.03)	BP(m=0.025)	BP(m=0.02)	BP(m=0.01)	BP(m=0.005)	reduced magnetisation
0	0	0	0	0	1
0.583	0.580	0.577	0.572	0.569	0.978
0.587	0.584	0.581	0.575	0.572	0.977
0.647	0.643	0.639	0.632	0.628	0.961
0.657	0.653	0.649	0.641	0.637	0.957
0.671	0.667		0.654	0.650	0.952
	0.716			0.696	0.931
0.723	0.718	0.713	0.702	0.697	0.927
0.743	0.737	0.731	0.720	0.714	0.917
0.762	0.756	0.749	0.737	0.731	0.907
0.770	0.764	0.757	0.745	0.738	0.903
0.816	0.808	0.800	0.785	0.778	0.869
0.821	0.813	0.805	0.789	0.782	0.865
0.832	0.823	0.815	0.799	0.791	0.856
0.841	0.833	0.824	0.807	0.799	0.847
0.863	0.853	0.844	0.826	0.817	0.828
0.887	0.876	0.866	0.846	0.836	0.805
0.895	0.884	0.873	0.852	0.842	0.796
0.916	0.904	0.892	0.869	0.858	0.772
0.940	0.926	0.914	0.888	0.876	0.740
	0.929			0.877	0.735
	0.936			0.883	0.730
	0.944			0.889	0.720
	0.945				0.710
	0.955			0.897	0.700
	0.963			0.903	0.690
	0.973			0.910	0.680
				0.909	0.670
	0.993			0.925	0.650
		0.976	0.942		0.651
	1.00				0.640
		0.983	0.946	0.928	0.628
		1.00	0.963	0.943	0.592
			0.972	0.951	0.564
			0.990	0.967	0.527
				0.964	0.513
			1.00		0.500
				1.00	0.400
					0.300
					0.200
					0.100
					0

TABLE II. Bethe-Peierls approx. in presence of little external magnetic fields

$\beta H = 0.05$. calculated from the equation(4). BP(m=0.02) stands for reduced temperature in Bethe-Peierls approximation, for four nearest neighbours, in presence of a variable external magnetic field, H, such that $\beta H = 0.04$. calculated from the equation(4). BP(m=0.01) stands for reduced temperature in Bethe-Peierls approximation, for four nearest neighbours, in presence of a variable external magnetic field, H, such that $\beta H = 0.02$. calculated from the equation(4). BP(m=0.005) stands for reduced temperature in Bethe-Peierls approximation, for four nearest neighbours, in presence of a variable external magnetic field, H, such that $\beta H = 0.01$. calculated from the equation(4). The data set is used to plot fig.2. Similarly, we plot fig.3. Empty spaces in the table, II, mean corresponding point pairs were not used for plotting a line.

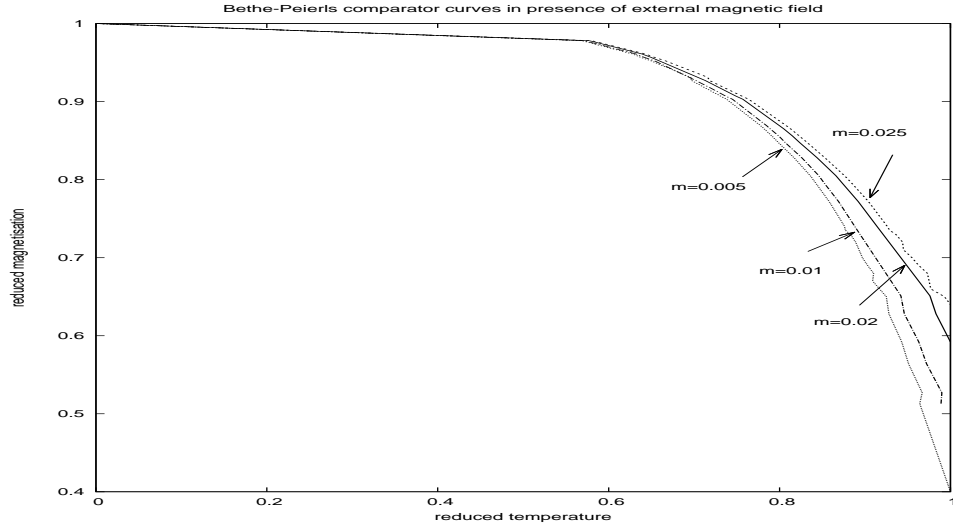


FIG. 2. Reduced magnetisation vs reduced temperature curves for Bethe-Peierls approximation in presence of little external magnetic fields, for four nearest neighbours, with $\beta H = 2m$.

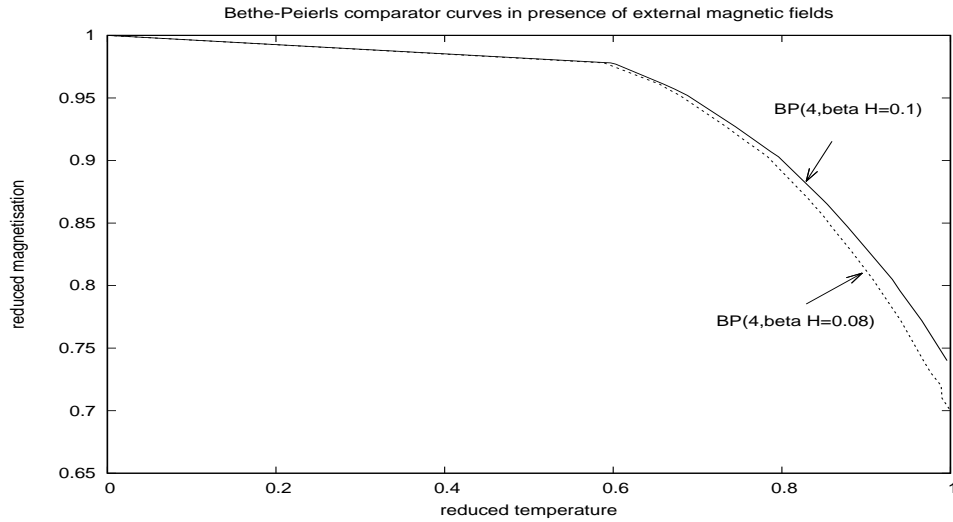


FIG. 3. Reduced magnetisation vs reduced temperature curves for Bethe-Peierls approximation in presence of little external magnetic fields, for four nearest neighbours, with $\beta H = 2m$.

D. Spin-Glass

In the case coupling between (among) the spins, not necessarily n.n, for the Ising model is (are) random, we get Spin-Glass. When a lattice of spins randomly coupled and in an external magnetic field, goes over to the Spin-Glass phase, magnetisation increases steeply like $\frac{1}{T-T_c}$ i.e. like the branch of rectangular hyperbola, up to the the phase transition temperature, followed by very little increase,[100–102], in magnetisation, as the ambient temperature continues to drop.

Theoretical study of Spin Glass started with the paper by Edwards, Anderson,[103]. They were trying to explain two experimental results concerning continuous disordered freezing(phase transition) and sharp cusp in static magnetic susceptibility. This was followed by a paper by Sherrington, Kickpatrick, [104], who dealt with Ising model with interactions being present among all neighbours. The interaction is random, follows Gaussian distribution and does not distinguish one pair of neighbours from another pair of neighbours, irrespective of the distance between two neighbours. In presence of external magnetic field, they predicted in their next paper, [105], below spin-glass transition temperature a spin-glass phase with non-zero magnetisation. Almeida etal, [106], Gray and Moore, [107],finally Parisi, [108], [109] improved and gave final touch, [110], to their line of work. Parisi and collaborators, [111]-[115], wrote a series of papers in postscript, all revolving around a consistent assumption of constant magnetisation in the spin-glass phase in presence of little constant external magnetic field.

In another sequence of theoretical work, by Fisher etal,[116–118], concluded that for Ising model with nearest neighbour or, short range interaction of random type spin-glass phase does not exist in presence of external magnetic field.

For recent series of experiments on spin-glass, the references, [119, 120], are the places to look into.

For an in depth account, accessible to a commoner, the series of articles by late P. W. Anderson in Physics Today, [121]-[127], is probably the best place to look into. For a book to enter into the subject of spin-glass, one may start at [128].

Here, in our work to follow, spin-glass refers to spin-glass phase of a system with infinite range random interactions.

A	B	C	D	E	F	G	H	I	K	L	M	N	O	P	Q	R	S	T	U	V	X	Y	Z
2009	352	2331	1060	962	695	328	438	1575	3	756	993	438	588	2473	269	774	2049	1022	211	675	9	1	16

TABLE III. Head entries of Cassell’s New latin Dictionary,[4]

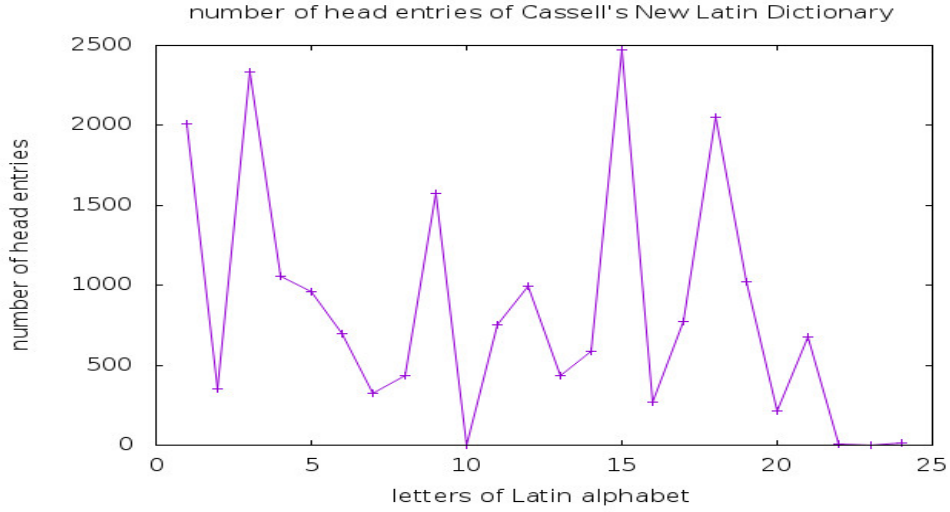


FIG. 4. Vertical axis is number of the head entries of Cassell’s New latin Dictionary,[4], and horizontal axis is the respective latin letters. Letters are represented by the sequence number in the latin alphabet or, dictionary sequence,[4].

III. ANALYSIS OF THE HEAD ENTRIES OF CASSELL’S NEW LATIN DICTIONARY,[4]

The Latin language alphabet as it appears in the dictionary,[4], is composed of twenty four letters. As we count all the latin head entries, [4], one by one from the beginning to the end, starting with different letters, we obtain the table, III. There is no entry with Y. But on the basis of "Y is a letter", we have counted Y as a word or, entry or, head entry.

Highest number of head entries, two thousand four hundred seventy three, starts with the letter P followed by head entries numbering two thousand three hundred thirty one beginning with C, two thousand forty nine beginning with the letter S etc. To visualise we plot the number of head entries against the respective latin letters in the dictionary sequence, [4], in the figure fig.4.

For the purpose of exploring graphical law, we assort the letters according to the number of words, in the descending order, denoted by f and the respective rank, denoted by k . k

k	lnk	lnk/lnk _{lim}	f	lnf	lnf/lnf _{max}	lnf/lnf _{n-max}	lnf/lnf _{2n-max}	lnf/lnf _{3n-max}	lnf/lnf _{4n-max}	lnf/lnf _{5n-max}
1	0	0	2473	7.813	1	Blank	Blank	Blank	Blank	Blank
2	0.69	0.220	2331	7.754	0.992	1	Blank	Blank	Blank	Blank
3	1.10	0.350	2049	7.625	0.976	0.983	1	Blank	Blank	Blank
4	1.39	0.443	2009	7.605	0.973	0.981	0.997	1	Blank	Blank
5	1.61	0.513	1575	7.362	0.942	0.949	0.966	0.968	1	Blank
6	1.79	0.570	1060	6.966	0.892	0.898	0.914	0.916	0.946	1
7	1.95	0.621	1022	6.930	0.887	0.894	0.909	0.911	0.941	0.995
8	2.08	0.662	993	6.901	0.883	0.890	0.905	0.907	0.937	0.991
9	2.20	0.701	962	6.869	0.879	0.886	0.901	0.903	0.933	0.986
10	2.30	0.732	774	6.652	0.851	0.858	0.872	0.875	0.904	0.955
11	2.40	0.764	756	6.628	0.848	0.855	0.869	0.872	0.900	0.951
12	2.48	0.790	695	6.544	0.838	0.844	0.858	0.860	0.889	0.939
13	2.56	0.815	675	6.515	0.834	0.840	0.854	0.857	0.885	0.935
14	2.64	0.841	588	6.377	0.816	0.822	0.836	0.839	0.866	0.915
15	2.71	0.863	438	6.082	0.778	0.784	0.798	0.800	0.826	0.873
16	2.77	0.882	352	5.864	0.751	0.756	0.769	0.771	0.797	0.842
17	2.83	0.901	328	5.793	0.741	0.747	0.760	0.762	0.787	0.832
18	2.89	0.920	269	5.595	0.716	0.722	0.734	0.736	0.760	0.803
19	2.94	0.936	211	5.352	0.685	0.690	0.702	0.704	0.727	0.768
20	3.00	0.955	16	2.773	0.355	0.358	0.364	0.365	0.377	0.398
21	3.04	0.968	9	2.197	0.281	0.283	0.288	0.289	0.298	0.315
22	3.09	0.984	3	1.099	0.141	0.142	0.144	0.145	0.149	0.158
23	3.14	1	1	0	0	0	0	0	0	0

TABLE IV. Latin head entries: ranking,natural logarithm, normalisations

is a positive integer starting from one. The lowest value of f is one for the letter Y. As a result both $\frac{\ln f}{\ln f_{max}}$ and $\frac{\ln k}{\ln k_{lim}}$ varies from zero to one. Here, k_{lim} is 23. Then we tabulate in the adjoining table, IV and plot $\frac{\ln f}{\ln f_{max}}$ against $\frac{\ln k}{\ln k_{lim}}$ in the figure fig.5. We then ignore the letter with the highest number of words, tabulate in the adjoining table, IV and redo the plot, normalising the $\ln f$ s with next-to-maximum $\ln f_{n-max}$, and starting from $k = 2$ in the figure fig.6. This program then we repeat up to $k = 6$, resulting in figures up to fig.10.

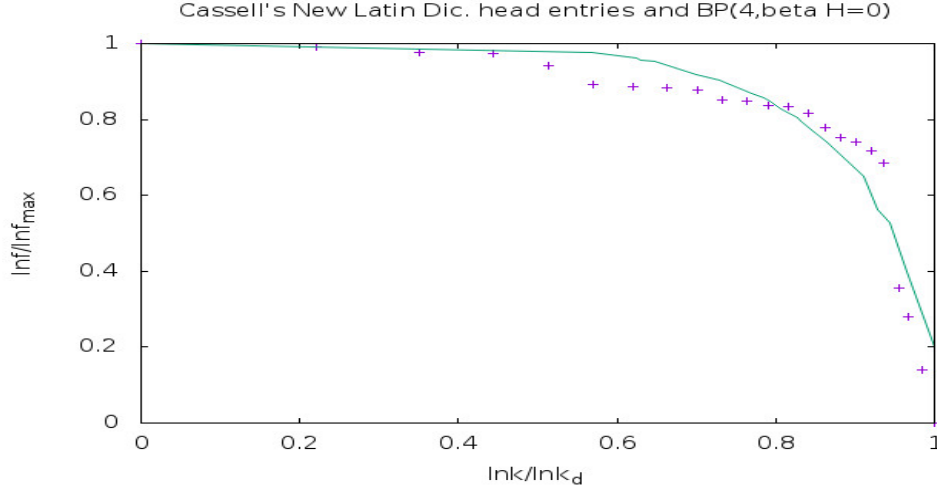


FIG. 5. The vertical axis is $\frac{\ln f}{\ln f_{max}}$ and the horizontal axis is $\frac{\ln k}{\ln k_{lim}}$. The + points represent the head entries of the latin language, [4], with the fit curve $BP(4, \beta H = 0)$, being the Bethe-Peierls curve in the presence of four nearest neighbours and in the absence of external magnetic field, $m = 0$ or, $\beta H = 0$, of the Ising Model.

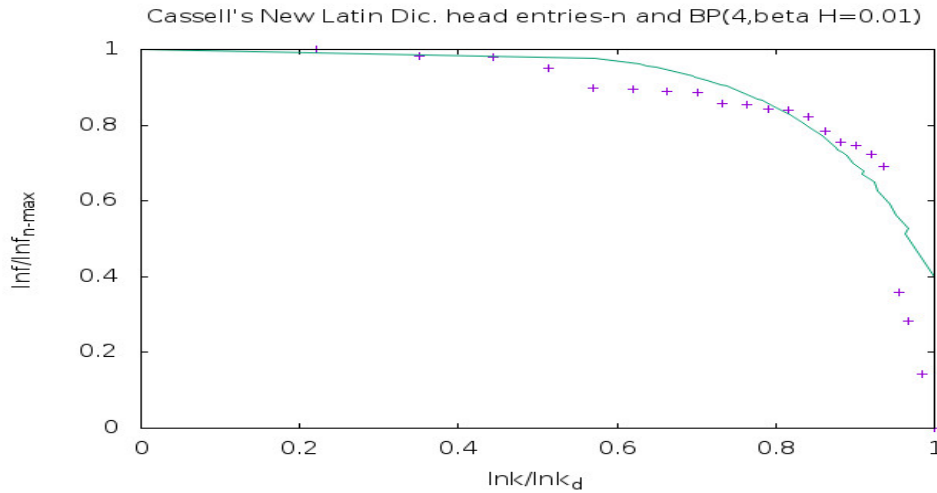


FIG. 6. The vertical axis is $\frac{\ln f}{\ln f_{n-max}}$ and the horizontal axis is $\frac{\ln k}{\ln k_{lim}}$. The + points represent the head entries of the latin language, [4], with the fit curve, $BP(4, \beta H = 0.01)$, being the Bethe-Peierls curve in the presence of four nearest neighbours and in the presence of external magnetic field, $m = 0.005$ or, $\beta H = 0.01$, of the Ising Model.

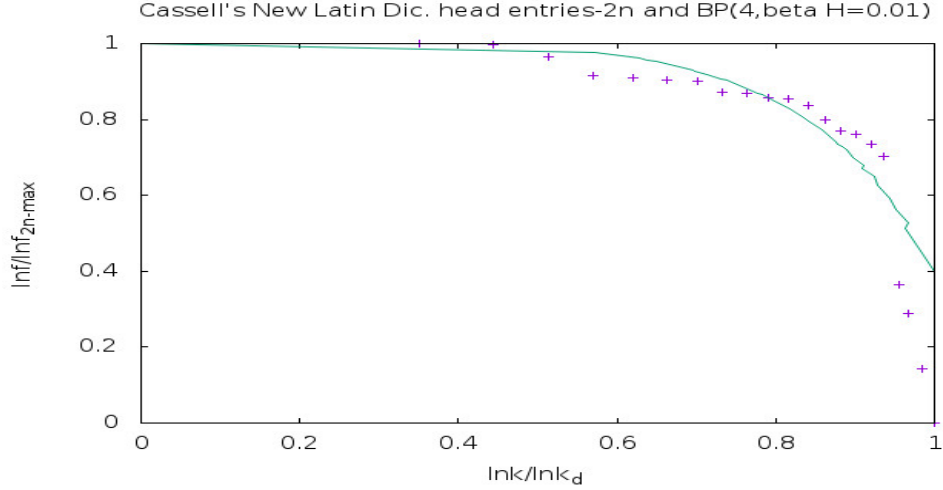


FIG. 7. The vertical axis is $\frac{\ln f}{\ln f_{2n-max}}$ and the horizontal axis is $\frac{\ln k}{\ln k_{lim}}$. The + points represent the head entries of the latin language, [4], with the fit curve, $BP(4, \beta H = 0.01)$, being the Bethe-Peierls curve in the presence of four nearest neighbours and little external magnetic field, $m = 0.005$ or, $\beta H = 0.01$, of the Ising Model.

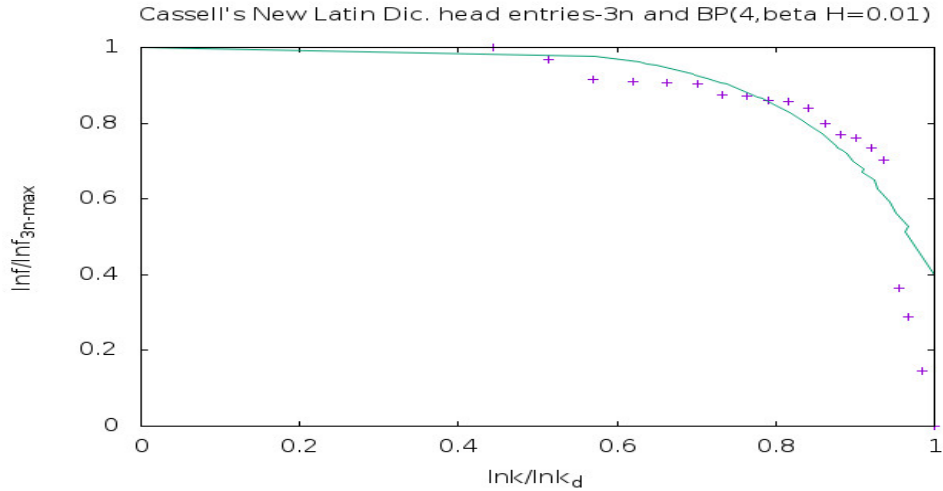


FIG. 8. The vertical axis is $\frac{\ln f}{\ln f_{3n-max}}$ and the horizontal axis is $\frac{\ln k}{\ln k_{lim}}$. The + points represent the head entries of the latin language, [4], with the fit curve, $BP(4, \beta H = 0.01)$, being the Bethe-Peierls curve in the presence of four nearest neighbours and little external magnetic field, $m = 0.005$ or, $\beta H = 0.01$, of the Ising Model.

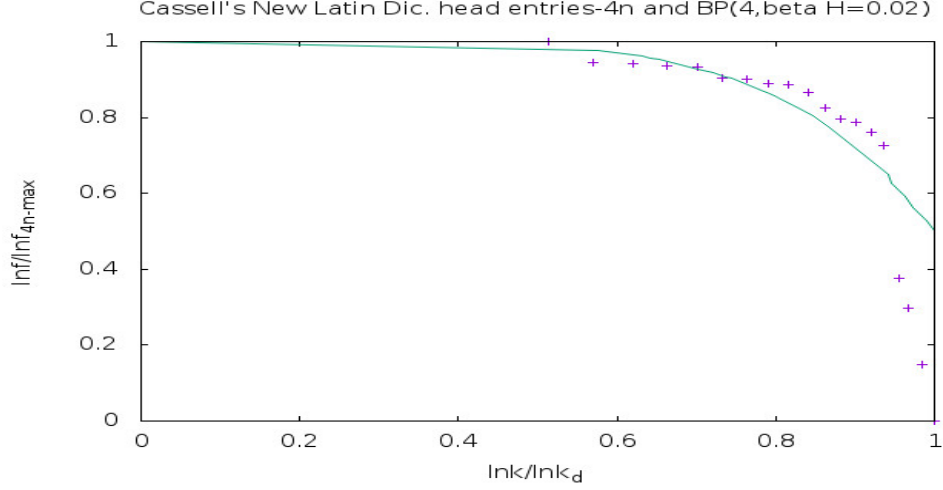


FIG. 9. The vertical axis is $\frac{\ln f}{\ln f_{4n-max}}$ and the horizontal axis is $\frac{\ln k}{\ln k_{lim}}$. The + points represent the head entries of the latin language, [4], with the fit curve, BP(4, $\beta H = 0.02$), being the Bethe-Peierls curve in the presence of four nearest neighbours and little external magnetic field, $m = 0.01$ or, $\beta H = 0.02$, of the Ising Model.

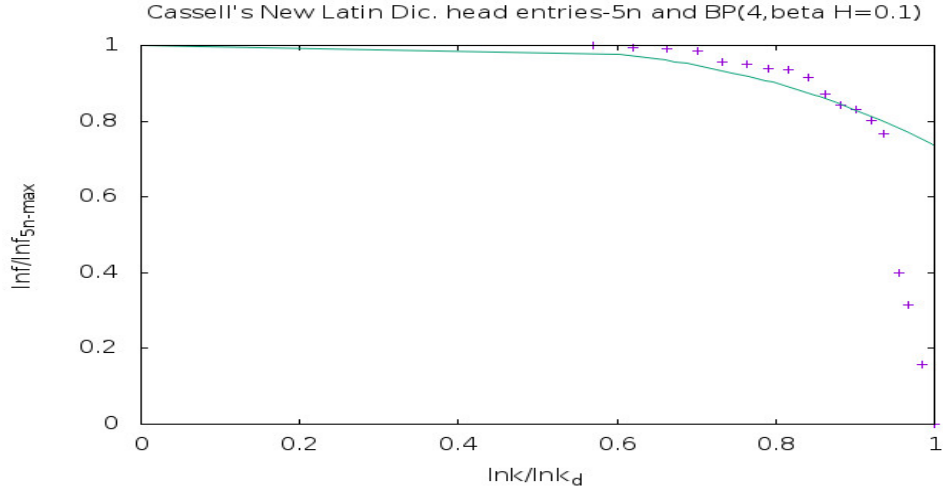


FIG. 10. The vertical axis is $\frac{\ln f}{\ln f_{5n-max}}$ and the horizontal axis is $\frac{\ln k}{\ln k_{lim}}$. The + points represent the head entries of the latin language, [4], with the fit curve, BP(4, $\beta H = 0.1$), being the Bethe-Peierls curve in the presence of four nearest neighbours and little external magnetic field, $m = 0.05$ or, $\beta H = 0.1$, of the Ising Model.

A. tentative conclusion

Matching of the plots in the figures fig.(5-10), with comparator curves i.e. the magnetisation curves of the Ising Model in various approximations, are with dispersions and dispersions do not reduce over higher orders of normalisations.

To explore for possible existence of spin-glass transition, in the presence of little external magnetic field, $\frac{\ln f}{\ln f_{r-max}}$ with $r = 0, \dots, 5$ are drawn against $\ln k$ in the figures fig.11-fig.16.

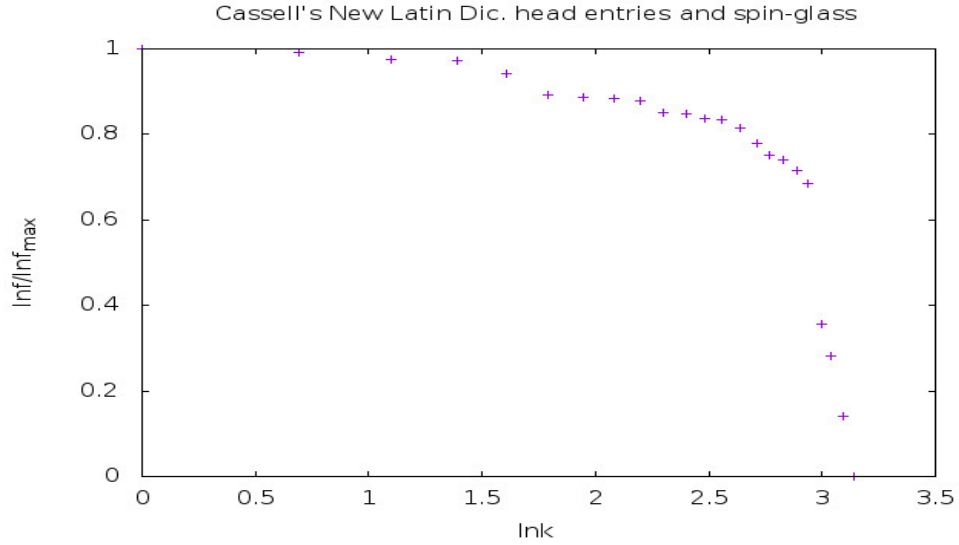


FIG. 11. The vertical axis is $\frac{\ln f}{\ln f_{\max}}$ and the horizontal axis is $\ln k$. The + points represent the head entries of the latin language,[4].

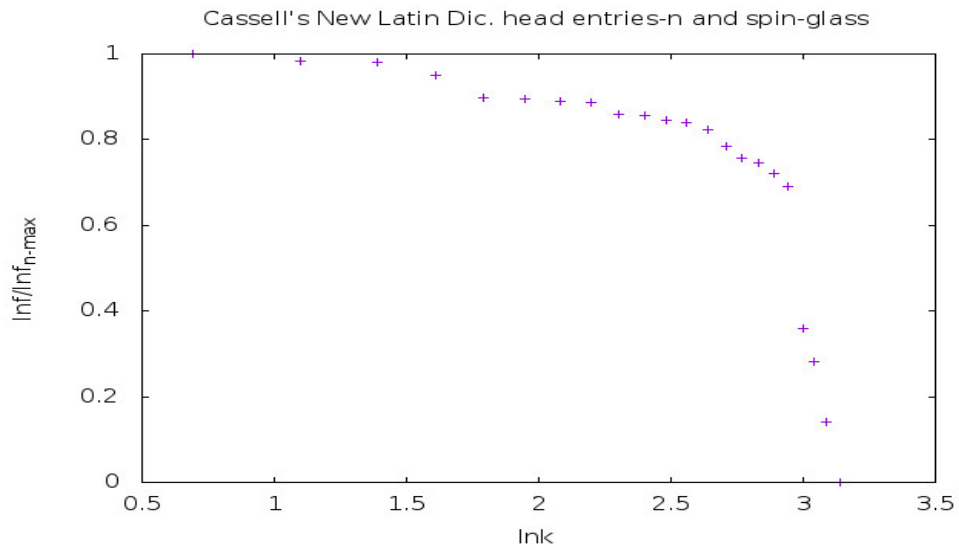


FIG. 12. The vertical axis is $\frac{\ln f}{\ln f_{n-\max}}$ and the horizontal axis is $\ln k$. The + points represent the head entries of the latin language, [4].

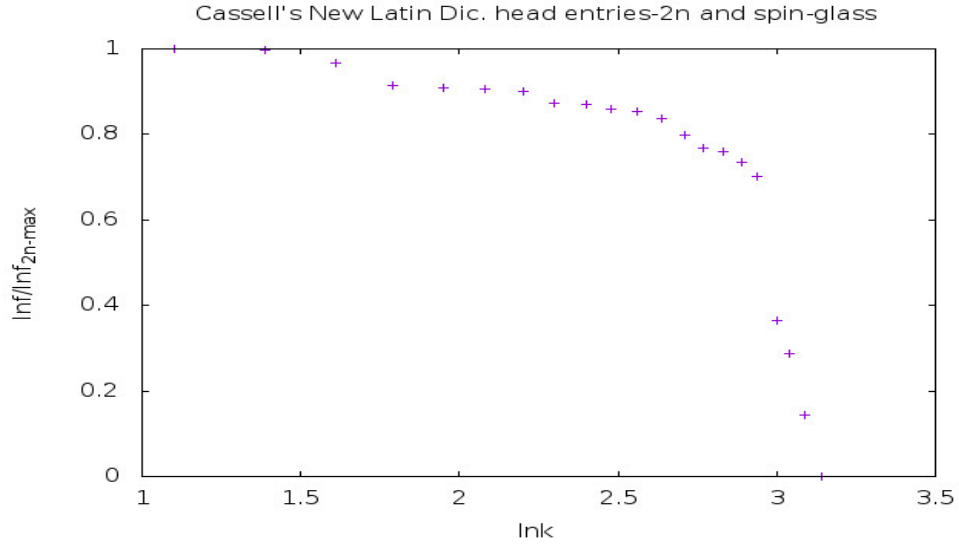


FIG. 13. The vertical axis is $\frac{\ln f}{\ln f_{2n-\max}}$ and the horizontal axis is $\ln k$. The + points represent the head entries of the latin language, [4].

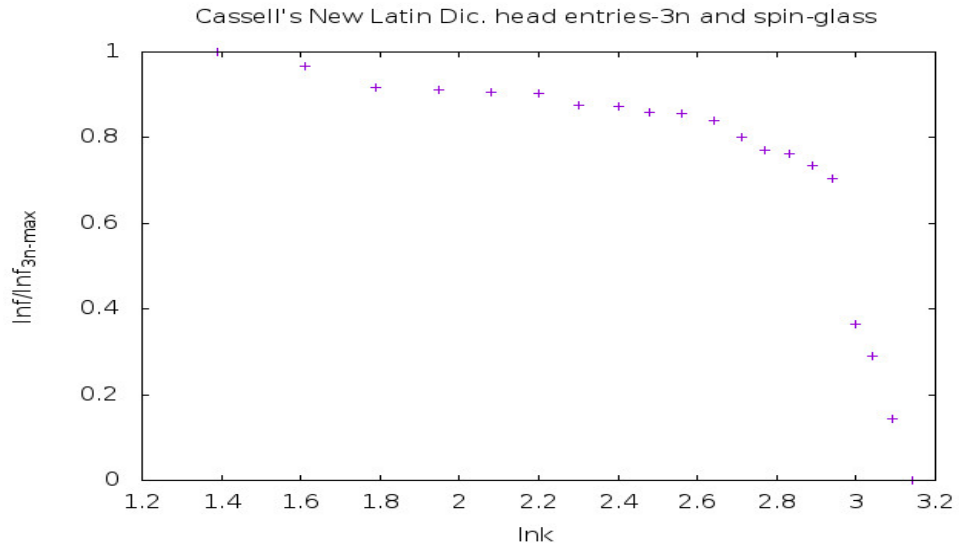


FIG. 14. The vertical axis is $\frac{\ln f}{\ln f_{3n-\max}}$ and the horizontal axis is $\ln k$. The + points represent the head entries of the latin language, [4].

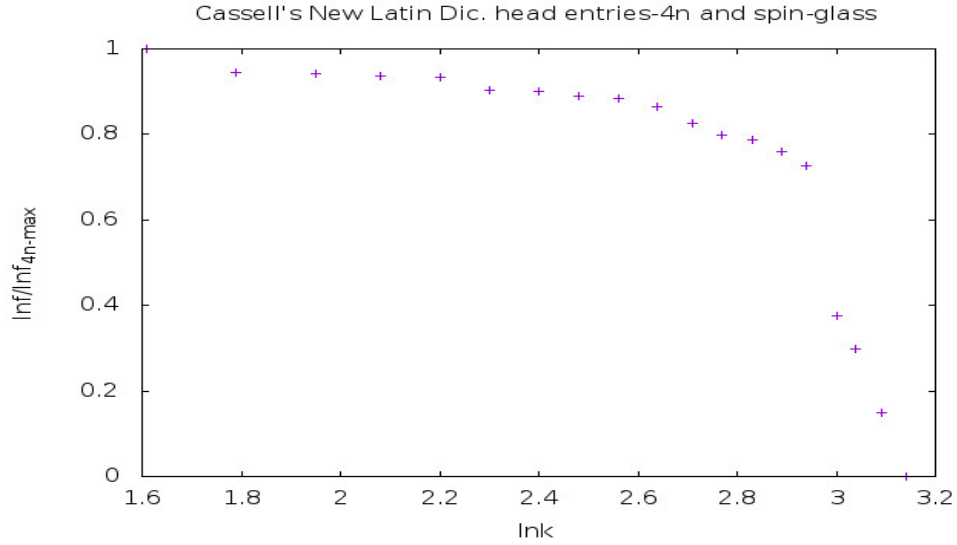


FIG. 15. The vertical axis is $\frac{\ln f}{\ln f_{4n-\max}}$ and the horizontal axis is $\ln k$. The + points represent the head entries of the latin language, [4].

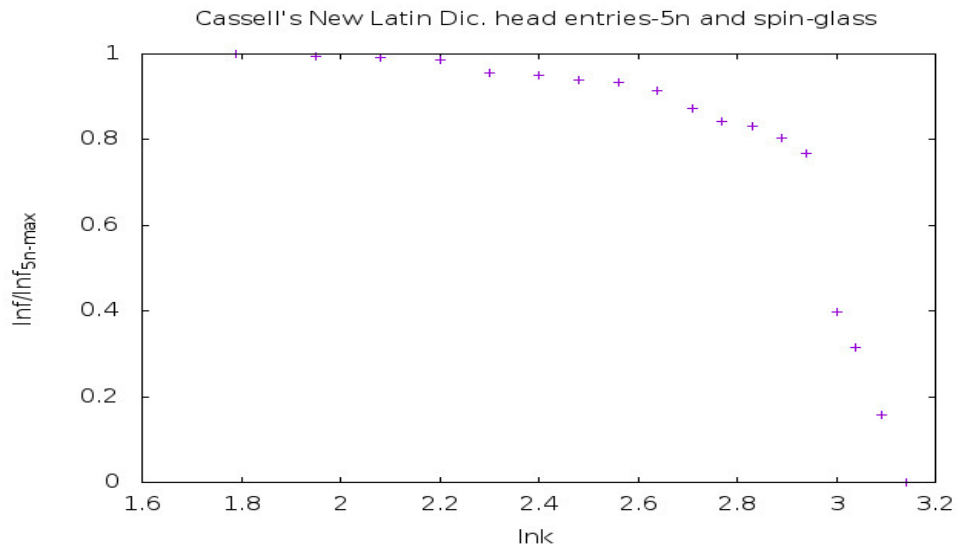


FIG. 16. The vertical axis is $\frac{\ln f}{\ln f_{5n-\max}}$ and the horizontal axis is $\ln k$. The + points represent the head entries of the latin language, [4].

B. conclusion

In the figures Fig.11-Fig.16, the points has a transition, [115]. Above the transition point(s), the lines are almost horizontal and below the transition point(s), points-line rises like the branch of a rectangular hyperbola. Hence, the head entries of Cassell's New latin Dictionary,[4], are well-suited to be described by a Spin-Glass magnetisation curve, [100], in the presence of little external magnetic field. Moreover, the associated correspondence is,

$$\frac{\ln f}{\ln f_{4n-max}} \longleftrightarrow \frac{M}{M_{max}},$$
$$\ln k \longleftrightarrow T.$$

k corresponds to temperature in an exponential scale, [130].

IV. ACKNOWLEDGMENT

The author would like to thank the State Central Library, West Bengal, Calcutta, to allow us to use the two Dictionaries,[[1],[4]], in its premises. We have used gnuplot for plotting the figures in this paper.

-
- [1] The Penguin Dictionary of Archaeology by Warwick Bray and David Trump, Second Edition, 1982, Published by the Penguin Group, Penguin Books Ltd., 27 Wrights Lane, London W8 5 TZ, England, Copyright © Warwick Bray and David Trump, 1970, 1982; ISBN: 0-14-051116-4.
 - [2] R. L. Trask, Etymological Dictionary of Basque, edited for the web publication by Max W. Wheeler, University of Sussex 2008, © the estate of the late R. L. Trask.
 - [3] Anindya Kumar Biswas, "Basque language and the Graphical Law", viXra: 1908:0414[Linguistics].
 - [4] Cassell's New Latin Dictionary, Latin-English English-Latin by D. P. Simpson, M.A., Assistant Master and formerly Head of Classical Department at Eton College, Cassell and Company Ltd., 35 Red Lion Square, London WC1; © Cassell and Company Ltd., 1959, Second Edition March 1962; Printed in Great Britain by Jarrold and Sons Ltd. Norwich, F.162.
 - [5] Anindya Kumar Biswas, "Graphical Law beneath each written natural language", arXiv:1307.6235v3[physics.gen-ph]. A preliminary study of head entries of dictionaries of twenty six languages, more accurate study of head entries of dictionary of Chinese usage and all parts of speech of dictionary of Lakher(Mara) language and of verbs, adverbs and adjectives of dictionaries of six languages are included.
 - [6] Anindya Kumar Biswas, "A discipline of knowledge and the graphical law", IJARPS Volume 1(4), p 21, 2014; viXra: 1908:0090[Linguistics].
 - [7] Anindya Kumar Biswas, "Bengali language and Graphical law", viXra: 1908:0090[Linguistics].
 - [8] Anindya Kumar Biswas, "Romanian language, the Graphical Law and More", viXra: 1909:0071[Linguistics].

- [9] Anindya Kumar Biswas, "Discipline of knowledge and the graphical law, part II", viXra:1912.0243 [Condensed Matter], International Journal of Arts Humanities and Social Sciences Studies Volume 5 Issue 2 February 2020.
- [10] Anindya Kumar Biswas, "Onsager Core of Abor-Miri and Mising Languages", viXra: 2003.0343[Condensed Matter].
- [11] Anindya Kumar Biswas, "Bengali language, Romanisation and Onsager Core", viXra: 2003.0563[Linguistics].
- [12] Anindya Kumar Biswas, "Little Oxford English Dictionary and the Graphical Law", viXra: 2008.0041[Linguistics].
- [13] Anindya Kumar Biswas, "Oxford Dictionary Of Social Work and Social Care and the Graphical law", viXra: 2008.0077[Condensed Matter].
- [14] Anindya Kumar Biswas, "Visayan-English Dictionary and the Graphical law", viXra: 2009.0014[Linguistics].
- [15] Anindya Kumar Biswas, "Garo to English School Dictionary and the Graphical law", viXra: 2009.0056[Condensed Matter].
- [16] Anindya Kumar Biswas, "Mursi-English-Amharic Dictionary and the Graphical law", viXra: 2009.0100[Linguistics].
- [17] Anindya Kumar Biswas, "Names of Minor Planets and the Graphical law", viXra: 2009.0158[History and Philosophy of Physics].
- [18] Anindya Kumar Biswas, "A Dictionary of Tibetan and English and the Graphical law", viXra: 2010.0237[Condensed Matter].
- [19] Anindya Kumar Biswas, "Khasi English Dictionary and the Graphical law", viXra: 2011.0011[Linguistics].
- [20] Anindya Kumar Biswas, "Turkmen-English Dictionary and the Graphical law", viXra: 2011.0069[Linguistics].
- [21] Anindya Kumar Biswas, " Webster's Universal Spanish-English Dictionary, the Graphical law and A Dictionary of Geography of Oxford University Press", viXra: 2103.0175[Condensed Matter].
- [22] Anindya Kumar Biswas, "A Dictionary of Modern Italian, the Graphical law and Dictionary of Law and Administration, 2000, National Law Development Foundation", viXra: 2107.0171[Condensed Matter].

- [23] Anindya Kumar Biswas, "Langenscheidt's German-English English-German Dictionary and the Graphical law", viXra: 2107.0179[Linguistics].
- [24] Anindya Kumar Biswas, "Essential Dutch dictionary by G. Quist and D. Strik, the Graphical law Classification", viXra: 2108.0040[Linguistics].
- [25] Anindya Kumar Biswas, "Swahili, a lingua franca, Swahili-English Dictionary by C. W. Rechenbach and the Graphical law", viXra: 2108.0101[Linguistics].
- [26] Anindya Kumar Biswas, "The French, Larousse Dictionnaire De Poche and the Graphical law", viXra: 2109.0080[Linguistics].
- [27] Anindya Kumar Biswas, "An Arabic dictionary: "al-Mujam al-wáfi" or, "adhunik arabi-bangla abhidhan" and the Onsager's solution", viXra: 2109.0119[Condensed Matter].
- [28] Anindya Kumar Biswas, "Langenscheidt Taschenwörterbuch Deutsch-Englisch / Englisch-Deutsch, Völlige Neubearbeitung and the Graphical law", viXra: 2109.0141[Linguistics].
- [29] Anindya Kumar Biswas, Bawansuk Lyngkhai, "The Graphical law behind the NTC's Hebrew and English Dictionary by Arie Comey and Naomi Tsur", viXra: 2109.0164[Linguistics].
- [30] Anindya Kumar Biswas, "Oxford Dictionary Of Media and Communication and the Graphical law", viXra: 2109.0202[Social Science].
- [31] Anindya Kumar Biswas, "Oxford Concise Dictionary Of Mathematics, Penguin Dictionary Of Mathematics and the Graphical law", viXra: 2112.0054[Social Science].
- [32] Anindya Kumar Biswas, "An Arabic dictionary: "al-Mujam al-wáfi" or, "adhunik arabi-bangla abhidhan" and the Onsager's solution Second part", viXra: 2201.0021[Condensed Matter].
- [33] Anindya Kumar Biswas, "The Penguin Dictionary Of Sociology and the Graphical law", viXra: 2201.0046[Social Science].
- [34] Anindya Kumar Biswas, "The Concise Oxford Dictionary Of Politics and the Graphical law", viXra: 2201.0069[Social Science].
- [35] Anindya Kumar Biswas, "A Dictionary Of Critical Theory by Ian Buchanan and the Graphical law", viXra: 2201.0136[Social Science].
- [36] Anindya Kumar Biswas, "The Penguin Dictionary Of Economics and the Graphical law", viXra: 2201.0169[Economics and Finance].
- [37] Anindya Kumar Biswas, "The Concise Gojri-English Dictionary by Dr. Rafeeq Anjum and the Graphical law", viXra: 2201.0205[Linguistics].

- [38] Anindya Kumar Biswas, "A Dictionary of the Kachin Language by Rev.O.Hanson and the Graphical law" ("A Dictionary of the Kachin Language by Rev.o.Hanson and the Graphical law", viXra: 2202.0030[Linguistics]).
- [39] Anindya Kumar Biswas, "A Dictionary Of World History by Edmund Wright and the Graphical law", viXra: 2202.0130[History and Philosophy of Physics].
- [40] Anindya Kumar Biswas, "Ekagi-Dutch-English-Indonesian Dictionary by J. Steltenpool and the Onsager's solution", viXra: 2202.0157[Condensed Matter].
- [41] Anindya Kumar Biswas, "A Dictionary of Plant Sciences by Michael Allaby and the Graphical law", viXra: 2203.0011[Mind Science].
- [42] Anindya Kumar Biswas, "Along the side of the Onsager's solution, the Ekagi language", viXra: 2205.0065[Condensed Matter].
- [43] Anindya Kumar Biswas, "Along the side of the Onsager's solution, the Ekagi language-Part Three", viXra: 2205.0137[Condensed Matter].
- [44] Anindya Kumar Biswas, "Oxford Dictionary of Biology by Robert S. Hine and the Graphical law", viXra: 2207.0089[Phyiscs of Biology].
- [45] Anindya Kumar Biswas, "A Dictionary of the Mikir Language by G. D. Walker and the Graphical law", viXra: 2207.0165[Linguistics].
- [46] Anindya Kumar Biswas, "A Dictionary of Zoology by Michael Allaby and the Graphical law", viXra: 2208.0075[Phyiscs of Biology].
- [47] Anindya Kumar Biswas, "Dictionary of all Scriptures and Myths by G. A. Gaskell and the Graphical law", viXra: 2208.0093[Religion and Spiritualism].
- [48] Anindya Kumar Biswas, "Dictionary of Culinary Terms by Philippe Pilibossian and the Graphical law", viXra: 2211.0061[Social Sciences].
- [49] Anindya Kumar Biswas, "A Greek and English Lexicon by H.G.Liddle et al simplified by Didier Fontaine and the Graphical law", viXra: 2211.0087[Linguistics].
- [50] Anindya Kumar Biswas, "Learner's Mongol-English Dictionary and the Graphical law", viXra: 2211.0101[Linguistics].
- [51] Anindya Kumar Biswas, "Complete Bulgarian-English Dictionary and the Graphical law", viXra: 2212.0009[Linguistics].
- [52] Anindya Kumar Biswas, "A Dictionary of Sindhi Literature by Dr. Motilal Jotwani and the Graphical Law", viXra: 2212.0015[Social Sciences].

- [53] Anindya Kumar Biswas, "Penguin Dictionary of Physics, the Fourth Edition, by John Cullerne, and the Graphical law", viXra: 2212.0072[History and Philosophy of Physics].
- [54] Anindya Kumar Biswas, "Oxford Dictionary of Chemistry, the seventh edition and the Graphical Law", viXra: 2212.0113[Chemistry].
- [55] Anindya Kumar Biswas, "A Burmese-English Dictionary, Part I-Part V, by J. A. Stewart and C. W. Dunn et al, head entries and the Graphical Law", viXra: 2212.0127[Linguistics].
- [56] Anindya Kumar Biswas, "The Graphical Law behind the head entries of Dictionary Kannada and English written by W. Reeve, revised, corrected and enlarged by Daniel Sanderson", viXra: 2212.0185[Linguistics].
- [57] Anindya Kumar Biswas, "Sanchayita and the Graphical Law", viXra: 2301.0075[Social Science].
- [58] Anindya Kumar Biswas, "Samsad Bangla Abhidan and The Graphical Law", viXra: 2302.0026[Linguistics].
- [59] Anindya Kumar Biswas, "Bangiya Sabdakosh and The Graphical Law", viXra: 2302.0060[Linguistics].
- [60] Anindya Kumar Biswas, "Samsad Bengali-English Dictionary and The Graphical Law ", viXra: 2304.0047[Linguistics].
- [61] Anindya Kumar Biswas, "Rudyard Kipling's Verse and the Graphical Law", viXra: 2304.0207[Social Science].
- [62] Anindya Kumar Biswas, "W. B. Yeats, The Poems and the Graphical Law", viXra: 2305.0008[Social Science].
- [63] Anindya Kumar Biswas, "The Penguin Encyclopedia of Places by W. G. Moore and the Graphical Law", viXra: 2305.0147[Archaeology].
- [64] Anindya Kumar Biswas, "The Poems of Tennyson and the Graphical Law", viXra: 2305.0157[Social Science].
- [65] Anindya Kumar Biswas, "Khasi-Jaintia Jaid(Surnames) and the Graphical law", viXra:2307.0135[Social Science].
- [66] Anindya Kumar Biswas, "Age, Amplitude of accommodation and the Graphical law", viXra:2311.0110[Physics of Biology].
- [67] Anindya Kumar Biswas, "Dictionary of Ayurveda by Dr. Ravindra Sharma and the Graphical law", viXra:2401.0030[General Science and Philosophy].

- [68] Anindya Kumar Biswas, "The Practical Sanskrit-English Dictionary by Vaman Shivram Apte and The Graphical Law", viXra:2402.0041[Linguistics].
- [69] Anindya Kumar Biswas, "The Langenscheidt's Pocket Russian Dictionary and The Graphical Law", viXra:2402.0049[Linguistics]
- [70] Anindya Kumar Biswas, "The Scholar Dictionary Portuguese and The Graphical Law", viXra:2402.0044[Linguistics]
- [71] Anindya Kumar Biswas, "The Langenscheidt's Pocket Japanese Dictionary and the Onsager's solution", viXra:2402.0052[Condensed Matter]
- [72] Anindya Kumar Biswas, "Langenscheidt's Pocket Chinese Dictionary and The Graphical Law", viXra:2403.0066[Linguistics]
- [73] Anindya Kumar Biswas, "Oxford Hindi-English Dictionary and The Graphical Law", viXra:2403.0129[Linguistics]
- [74] Anindya Kumar Biswas, "Concise Urdu to English Dictionary and The Graphical Law", viXra:2404.0006[Linguistics]
- [75] Anindya Kumar Biswas, "The Standard Urdu-English Dictionary by Abdul Haq and The Graphical Law", viXra:2404.0034[Linguistics]
- [76] Anindya Kumar Biswas, "The Urdu-Hindi Shabdakosh by Muhammad Sajjad Osmani, Sudhindra Kumar and The Graphical Law", viXra:2404.0114[Linguistics]
- [77] Anindya Kumar Biswas, "The Hadronic Resonance Masses and The Graphical Law", viXra:2404.0141[High Energy Particle Physics]
- [78] Anindya Kumar Biswas, "A Dictionary of British Surnames by P. H. Reaney and the Graphical Law", viXra:2408.0099[Social Science].
- [79] Anindya Kumar Biswas, "Dictionary of Sports by Dr. S.K.Srivastava and Ms. Tanvangi Singh and the Graphical Law", viXra:2409.0014[Social Science].
- [80] Anindya Kumar Biswas, "Dictionary of American Family Names by Elsdon C. Smith and the Graphical Law", viXra:2409.0049[Social Science].
- [81] Anindya Kumar Biswas, "Political Map of Northeast India and the Graphical Law", viXra:2409.0092[Social Science].
- [82] Anindya Kumar Biswas, "Dictionary of Computers Edited by Pankaj Dhaka and the Graphical Law", viXra:2409.0132[General Science and Philosophy].

- [83] Anindya Kumar Biswas, "Swedish Dictionary and the Graphical Law", viXra:2409.0165[Linguistics].
- [84] Anindya Kumar Biswas, "Tourist Guide and Map, Meghalaya and the Graphical Law", viXra:2410.0002[Social Science].
- [85] Anindya Kumar Biswas, "Tourist Guide and Map, Aizawl and the Graphical Law", IJASR:2024;3(5):44-52.
- [86] Anindya Kumar Biswas, "The Thai-English Student's Dictionary compiled by Mary R. Haas and the Graphical Law", viXra:2410.0093[Linguistics].
- [87] Anindya Kumar Biswas, "Santali and The Graphical Law", viXra:2411.0151[Linguistics].
- [88] Anindya Kumar Biswas, "The Oxford Dictionary of English Christian Names by E. G. Withcombe and the Graphical Law", viXra:2412.0008[Social Science].
- [89] Anindya Kumar Biswas, "Pali-English Dictionary by T. W. Rhys Davids and William Stede and The Graphical Law", viXra:2412.0082[Linguistics].
- [90] Anindya Kumar Biswas, "The Penguin Dictionary of Archaeology by Warwick Bray and David Trump and the Graphical Law", viXra:2412.0173[Archaeology].
- [91] E. Ising, Z.Physik 31,253(1925).
- [92] R. K. Pathria, Statistical Mechanics, p400-403, 1993 reprint, Pergamon Press,© 1972 R. K. Pathria.
- [93] C. Kittel, Introduction to Solid State Physics, p. 438, Fifth edition, thirteenth Wiley Eastern Reprint, May 1994, Wiley Eastern Limited, New Delhi, India.
- [94] W. L. Bragg and E. J. Williams, Proc. Roy. Soc. A, vol.145, p. 699(1934);
- [95] P. M. Chaikin and T. C. Lubensky, Principles of Condensed Matter Physics, p. 148, first edition, Cambridge University Press India Pvt. Ltd, New Delhi.
- [96] Kerson Huang, Statistical Mechanics, second edition, John Wiley and Sons(Asia) Pte Ltd.
- [97] S. M. Bhattacharjee and A. Khare, "Fifty Years of the Exact solution of the Two-dimensional Ising Model by Onsager", arXiv:cond-mat/9511003v2.
- [98] L. Onsager, Nuovo Cim. Supp.6(1949)261.
- [99] C. N. Yang, Phys. Rev. 85, 809(1952).
- [100] R. V. Chamberlin, M. Hardiman, L. A. Turkevich and R. Orbach, "H-T phase diagram for spin-glasses: An experimental study of Ag:Mn", PRB 25(11), 6720-6729, 1982.

- [101] R. V. Chamberlin, George Mozurkewich and R. Orbach, "Time Decay of the Remanent Magnetization in Spin-Glasses", PRL 52(10), 867-870, 1984.
- [102] http://en.wikipedia.org/wiki/Spin_glass
- [103] S. F Edwards and P. W. Anderson, "Theory of spin glasses", J. Phys.F: Metal Phys. 5, 965-74, 1975.
- [104] D. Sherrington and S. Kirkpatrick, "Solvable model of a Spin-Glass", PRL 35, 1792-6, 1975.
- [105] D. Sherrington and S. Kirkpatrick, "Infinite-ranged models of spin-glasses", PRB 17(11), 4384-4403, 1978.
- [106] J. R. L. de Almeida and D. J. Thouless, "Stability of the Sherrington-Kirkpatrick solution of a spin glass model", J. Phys. A: Math.Gen.,Vol. 11, No. 5,1978.
- [107] A. J. Bray and M. A. Moore, "Replica-Symmetry Breaking in Spin-Glass Theories", PRL 41, 1068-1072, 1978.
- [108] G Parisi, "A sequence of approximated solutions to the S-K model for spin glasses", J. Phys. A: Math.Gen.13 L115, 1980.
- [109] G Parisi, "Infinite Number of Order Parameters for Spin-Glasses", PRL 43, 1754-1756, 1979.
- [110] D. J. Thouless, J. R. L. de Almeida and J. M. Kosterlitz, "Stability and susceptibility in Parisi's solution of a spin glass model", J. Phys. C: Solid State Phys. 13, 3271-80, 1980.
- [111] G. Parisi, G. Toulouse, "A simple hypothesis for the spin glass phase of the pfinite-ranged SK model", Journal de Physique Lettres, Edp sciences, 41(15), pp.361-364, 1980; <http://hal.archives-ouvertes.fr/jpa-00231798>.
- [112] G. Toulouse, "On the mean field theory of mixed spin glass-ferromagnetic phases", Journal de Physique Lettres, Edp sciences, 41(18), pp.447-449, 1980; <http://hal.archives-ouvertes.fr/jpa-00231818>.
- [113] G. Toulouse, M. Gabay, "Mean field theory for Heisenberg spin glasses", Journal de Physique Lettres, Edp sciences, 42(5), pp.103-106, 1981; <http://hal.archives-ouvertes.fr/jpa-00231882>.
- [114] Marc Gabay and Gérard Toulouse, "Coexistence of Spin-Glass and Ferromagnetic Orderings", PRL 47, 201-204, 1981.
- [115] J. Vannimenus, G. Toulouse, G. Parisi, "Study of a simple hypothesis for the mean-field theory of spin glasses", Journal de Physique, 42(4), pp.565-571, 1981; <http://hal.archives-ouvertes.fr/jpa-00209043>.

- [116] W L McMillan, "Scaling theory of Ising spin glasses", J. Phys. C: Solid State Phys., 17(1984) 3179-3187.
- [117] Daniel S. Fisher and David A. Huse, "Ordered Phase of Short-Range Ising Spin-Glasses", PRL 56(15), 1601-1604, 1986.
- [118] Daniel S. Fisher and David A. Huse, "Equilibrium behavior of the spin-glass ordered phase", PRB 38(1), 386-411, 1988.
- [119] S. Guchhait and R. L. Orbach, "Magnetic Field Dependence of Spin Glass Free Energy Barriers", PRL 118, 157203 (2017).
- [120] M. E. Baity-Jesi, A. Calore, A. Cruz, L. A. Fernandez, J. M. Gil-Narvion,..., D. Yllanes, "Matching Microscopic and macroscopic responses in Glasses", PRL 118, 157202(2017).
- [121] P. W. Anderson, "Spin-Glass I: A SCALING LAW RESCUED", Physics Today, pp.9-11, January(1988).
- [122] P. W. Anderson, "Spin-Glass II: IS THERE A PHASE TRANSITION?", Physics Today, pp.9, March(1988).
- [123] P. W. Anderson, "Spin-Glass III: THEORY RAISES ITS HEAD", Physics Today, pp.9-11, June(1988).
- [124] P. W. Anderson, "Spin-Glass IV: GLIMMERINGS OF TROUBLE", Physics Today, pp.9-11, September(1988).
- [125] P. W. Anderson, "Spin-Glass V: REAL POWER BROUGHT TO BEAR", Physics Today, pp.9-11, July(1989).
- [126] P. W. Anderson, "Spin-Glass VI: SPIN GLASS AS CORNUCOPIA", Physics Today, pp.9-11, September(1989).
- [127] P. W. Anderson, "Spin-Glass VII: SPIN GLASS AS PARADIGM", Physics Today, pp.9-11, March(1990).
- [128] J. K. Bhattacharjee, "Statistical Physics: Equilibrium and Non-Equilibrium Aspects", Ch. 26, Allied Publishers Limited, New Delhi, 1997.
- [129] A. M. Gun, M. K. Gupta and B. Dasgupta, Fundamentals of Statistics Vol 1, Chapter 12, eighth edition, 2012, The World Press Private Limited, Kolkata.
- [130] Sonntag, Borgnakke and Van Wylen, Fundamentals of Thermodynamics, p206-207, fifth edition, John Wiley and Sons Inc.