

Tourist Guide and Map, Meghalaya and the Graphical Law

Anindya Kumar Biswas*

Department of Physics;

North-Eastern Hill University,

Mawkynroh-Umshing, Shillong-793022.

(Dated: October 2, 2024)

Abstract

We study the names of the places in the Tourist Guide and Map, Meghalaya, designed, cartographed, printed and published by Indian Map Service, Jodhpur, Rajasthan, India, in the year 2016. We draw the natural logarithm of the number of names, normalised, starting with a letter vs the natural logarithm of the rank of the letter, normalised. We conclude that the Tourist Guide and Map, Meghalaya, can be characterised by the magnetisation curve, $BP(4, \beta H = 0)$, in the Bethe-Peierls approximation of the Ising Model, in the presence of four nearest neighbours and in the absence of external magnetic field, $m = 0$ or, $\beta H = 0$.

* anindya@nehu.ac.in

I. INTRODUCTION

”The Abode of Clouds”..

As it was apparently christened by one famous linguist, Meghalaya is a state in the north-eastern part of India, with clouds hovering over us almost all through out the year. The capital is Shillong. Tourism is one of the main sources of income for the populace. We look into one tourist map of this state. This is the Tourist Guide and Map, Meghalaya, designed, cartographed, printed and published by Indian Map Service, Jodhpur, Rajasthan, India, and distributed for the North-East Region by the United Publishers, [1], way back in the year 2016. We go over from spot to spot, place to place in this map. We study the names of the places. We count the names of the places in the Tourist Guide and Map, Meghalaya, one by one, to probe for the magnetic field pattern. We have started considering magnetic field pattern in [2], in the languages we converse with. We have studied there, a set of natural languages, [2] and have found existence of a magnetisation curve under each language. We have termed this phenomenon as the Graphical Law. Then, we moved on to investigate, [3], into dictionaries of five disciplines of knowledge and found the existence of a curve of magnetisation under each discipline. This was followed by finding of the graphical law in references from [4] to [81].

We describe how the graphical law is hidden within the names of places appearing in the Tourist Guide and Map, Meghalaya, [1], in this article. The planning of the paper is as follows. We give an introduction to the standard curves of magnetisation of Ising model in the section II. In the section III, we describe analysis of the names of the places of the Tourist Guide and Map, Meghalaya [1]. The section IV is Acknowledgment. The last section is Bibliography.

II. MAGNETISATION

A. Bragg-Williams approximation

Let us consider a coin. Let us toss it many times. Probability of getting head or, tale is half i.e. we will get head and tale equal number of times. If we attach value one to head, minus one to tale, the average value we obtain, after many tossing is zero. Instead let us consider a one-sided loaded coin, say on the head side. The probability of getting head is

more than one half, getting tale is less than one-half. Average value, in this case, after many tossing we obtain is non-zero, the precise number depends on the loading. The loaded coin is like ferromagnet, the unloaded coin is like paramagnet, at zero external magnetic field. Average value we obtain is like magnetisation, loading is like coupling among the spins of the ferromagnetic units. Outcome of single coin toss is random, but average value we get after long sequence of tossing is fixed. This is long-range order. But if we take a small sequence of tossing, say, three consecutive tossing, the average value we obtain is not fixed, can be anything. There is no short-range order.

Let us consider a row of spins, one can imagine them as spears which can be vertically up or, down. Assume there is a long-range order with probability to get a spin up is two third. That would mean when we consider a long sequence of spins, two third of those are with spin up. Moreover, assign with each up spin a value one and a down spin a value minus one. Then total spin we obtain is one third. This value is referred to as the value of long-range order parameter. Now consider a short-range order existing which is identical with the long-range order. That would mean if we pick up any three consecutive spins, two will be up, one down. Bragg-Williams approximation means short-range order is identical with long-range order, applied to a lattice of spins, in general. Row of spins is a lattice of one dimension.

Now let us imagine an arbitrary lattice, with each up spin assigned a value one and a down spin a value minus one, with an unspecified long-range order parameter defined as above by $L = \frac{1}{N}\sum_i\sigma_i$, where σ_i is i-th spin, N being total number of spins. L can vary from minus one to one. $N = N_+ + N_-$, where N_+ is the number of up spins, N_- is the number of down spins. $L = \frac{1}{N}(N_+ - N_-)$. As a result, $N_+ = \frac{N}{2}(1 + L)$ and $N_- = \frac{N}{2}(1 - L)$. Magnetisation or, net magnetic moment, M is $\mu\sum_i\sigma_i$ or, $\mu(N_+ - N_-)$ or, μNL , $M_{max} = \mu N$. $\frac{M}{M_{max}} = L$. $\frac{M}{M_{max}}$ is referred to as reduced magnetisation. Moreover, the Ising Hamiltonian,[82], for the lattice of spins, setting μ to one, is $-\epsilon\sum_{n,n}\sigma_i\sigma_j - H\sum_i\sigma_i$, where n.n refers to nearest neighbour pairs. The difference ΔE of energy if we flip an up spin to down spin is, [83], $2\epsilon\gamma\bar{\sigma} + 2H$, where γ is the number of nearest neighbours of a spin. According to Boltzmann principle, $\frac{N_-}{N_+}$ equals $exp(-\frac{\Delta E}{k_B T})$, [84]. In the Bragg-Williams approximation,[85], $\bar{\sigma} = L$, considered in the thermal average sense. Consequently,

$$\ln \frac{1 + L}{1 - L} = 2 \frac{\gamma\epsilon L + H}{k_B T} = 2 \frac{L + \frac{H}{\gamma\epsilon}}{\frac{T}{\gamma\epsilon/k_B}} = 2 \frac{L + c}{\frac{T}{T_c}} \quad (1)$$

where, $c = \frac{H}{\gamma\epsilon}$, $T_c = \gamma\epsilon/k_B$, [86]. $\frac{T}{T_c}$ is referred to as reduced temperature.

Plot of L vs $\frac{T}{T_c}$ or, reduced magnetisation vs. reduced temperature is used as reference curve. In the presence of magnetic field, $c \neq 0$, the curve bulges outward. Bragg-Williams is a Mean Field approximation. This approximation holds when number of neighbours interacting with a site is very large, reducing the importance of local fluctuation or, local order, making the long-range order or, average degree of freedom as the only degree of freedom of the lattice. To have a feeling how this approximation leads to matching between experimental and Ising model prediction one can refer to FIG.12.12 of [83]. W. L. Bragg was a professor of Hans Bethe. Rudlof Peierls was a friend of Hans Bethe. At the suggestion of W. L. Bragg, Rudlof Peierls following Hans Bethe improved the approximation scheme, applying quasi-chemical method.

B. Bethe-peierls approximation in presence of four nearest neighbours, in absence of external magnetic field

In the approximation scheme which is improvement over the Bragg-Williams, [82],[83],[84],[85],[86], due to Bethe-Peierls, [87], reduced magnetisation varies with reduced temperature, for γ neighbours, in absence of external magnetic field, as

$$\frac{\ln \frac{\gamma}{\gamma-2}}{\ln \frac{factor-1}{factor^{\frac{\gamma-1}{\gamma}} - factor^{\frac{1}{\gamma}}}} = \frac{T}{T_c}; factor = \frac{\frac{M}{M_{max}} + 1}{1 - \frac{M}{M_{max}}}. \quad (2)$$

$\ln \frac{\gamma}{\gamma-2}$ for four nearest neighbours i.e. for $\gamma = 4$ is 0.693. For a snapshot of different kind of magnetisation curves for magnetic materials the reader is urged to give a google search "reduced magnetisation vs reduced temperature curve". In the following, we describe datas generated from the equation(1) and the equation(2) in the table, I, and curves of magnetisation plotted on the basis of those datas. BW stands for reduced temperature in Bragg-Williams approximation, calculated from the equation(1). BP(4) represents reduced temperature in the Bethe-Peierls approximation, for four nearest neighbours, computed from the equation(2). The data set is used to plot fig.1. Empty spaces in the table, I, mean corresponding point pairs were not used for plotting a line.

BW	BW(c=0.01)	BP(4, $\beta H = 0$)	reduced magnetisation
0	0	0	1
0.435	0.439	0.563	0.978
0.439	0.443	0.568	0.977
0.491	0.495	0.624	0.961
0.501	0.507	0.630	0.957
0.514	0.519	0.648	0.952
0.559	0.566	0.654	0.931
0.566	0.573	0.7	0.927
0.584	0.590	0.7	0.917
0.601	0.607	0.722	0.907
0.607	0.613	0.729	0.903
0.653	0.661	0.770	0.869
0.659	0.668	0.773	0.865
0.669	0.676	0.784	0.856
0.679	0.688	0.792	0.847
0.701	0.710	0.807	0.828
0.723	0.731	0.828	0.805
0.732	0.743	0.832	0.796
0.756	0.766	0.845	0.772
0.779	0.788	0.864	0.740
0.838	0.853	0.911	0.651
0.850	0.861	0.911	0.628
0.870	0.885	0.923	0.592
0.883	0.895	0.928	0.564
0.899	0.918		0.527
0.904	0.926	0.941	0.513
0.946	0.968	0.965	0.400
0.967	0.998	0.965	0.300
0.987		1	0.200
0.997		1	0.100
1	1	1	0

TABLE I. Reduced magnetisation vs reduced temperature datas for Bragg-Williams approximation, in absence of and in presence of magnetic field, $c = \frac{H}{\gamma\epsilon} = 0.01$, and Bethe-Peierls approximation in absence of magnetic field, for four nearest neighbours .

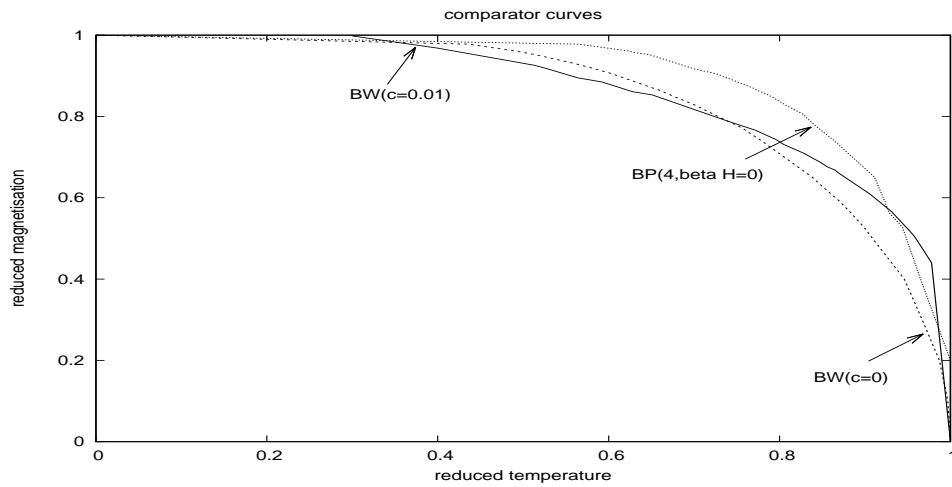


FIG. 1. Reduced magnetisation vs reduced temperature curves for the Bragg-Williams approximation, in the absence(broken line) of, BW(c=0) and the presence(inner in the top) of, BW(c=0.01), the external magnetic field, $c = \frac{H}{\gamma\epsilon} = 0.01$, and the Bethe-Peierls approximation in the absence of external magnetic field, for four nearest neighbours (outer in the top).

	A	B	C	D	E	F	G	H	I	J	K	L	M	N	O	P	Q	R	S	T	U	V	W	X	Y	Z
South West Garo Hills	3	3	0	2	0	0	2	0	0	2	1	0	4	1	0	2	0	3	0	0	0	0	0	0	0	1
West Garo Hills	6	8	10	21	0	0	7	1	0	2	2	0	6	2	3	2	0	12	5	9	0	0	1	0	0	0
North Garo Hills	1	6	1	6	0	0	2	0	0	1	0	0	2	2	0	0	0	4	2	1	0	0	1	0	0	0
East Garo Hills	8	2	6	16	0	0	1	0	0	3	1	0	6	7	0	3	0	6	4	0	0	0	2	0	0	0
South Garo Hills	2	5	3	16	0	0	9	0	0	3	3	0	6	4	0	1	0	10	2	4	0	0	2	0	0	0
West Khasi Hills	4	3	0	2	0	0	0	0	0	2	6	6	23	54	0	5	0	5	8	5	13	0	1	0	0	0
South West Khasi Hills	0	2	0	3	0	0	0	0	0	1	1	0	13	10	0	8	0	2	4	0	0	0	0	0	0	0
Ri-Bhoi	1	7	0	2	0	0	1	1	1	5	8	10	18	16	0	7	0	6	7	3	37	0	1	0	0	1
East Khasi Hills	0	2	1	3	0	0	0	2	1	2	2	16	41	18	0	9	0	4	13	5	4	0	4	0	0	0
West Jaintia Hills	1	1	0	1	0	0	0	0	0	5	5	6	21	9	0	8	0	2	8	6	3	0	1	0	0	0
East Jaintia Hills	0	5	0	1	0	0	0	1	0	3	3	4	12	3	0	3	0	1	8	5	8	0	1	0	0	0
Meghalaya	26	44	21	73	0	0	22	5	2	29	32	42	152	126	3	48	0	55	61	38	65	0	14	0	0	2

TABLE II. The number of the names of the places of the different districts, as of 2016, separately and taken together of Meghalaya along the English letters, in the Tourist Guide and Map, Meghalaya, [1].

III. ANALYSIS OF THE NAMES OF THE PLACES IN THE TOURIST GUIDE AND MAP, MEGHALAYA

Counting one by one the names of the places in the Tourist Guide and Map, Meghalaya, [1], starting with different letters, leads us to the table, II. Largest number of places in Meghalaya, are with names starting with the letter M. Next comes the places with names starting with the letter N, followed by places with the names starting with the letter D,.. To visualise we plot the number of names of the places, [1], against the respective starting English letters, in the figure fig.2.

For the purpose of exploring graphical law, we assort the letters according to the number of names of the places beginning with, in Meghalaya, in the descending order, denoted by f and the respective rank, denoted by k . k is a positive integer starting from one. The lowest value of f is two. Hence we attach a limiting number of place name one. The corresponding rank, k , denoted as k_{lim} is twenty. As a result both $\frac{\ln f}{\ln f_{max}}$ and $\frac{\ln k}{\ln k_{lim}}$ varies from zero to one.

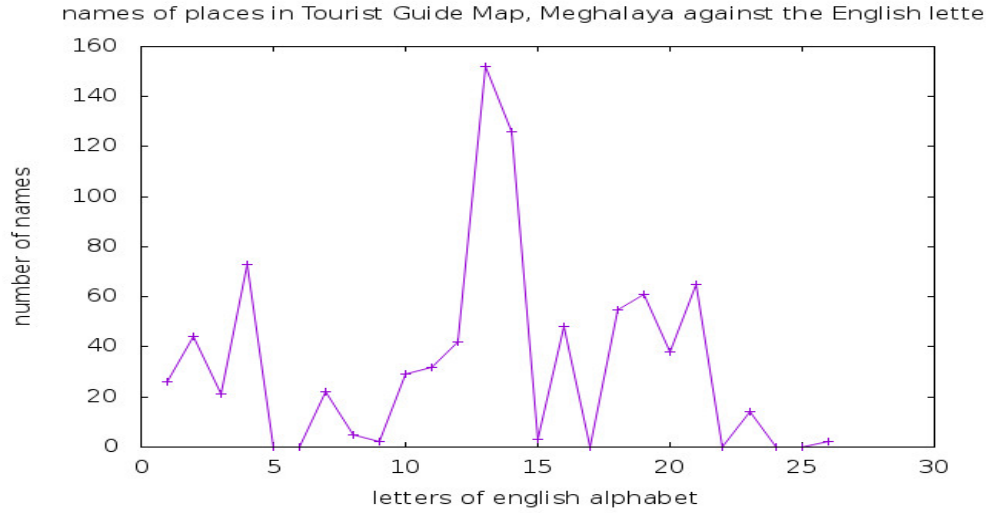


FIG. 2. Vertical axis is number of the places, in Meghalaya, [1], and horizontal axis is the respective letters, the names are starting with. Letters are represented by the sequence number in the English alphabet.

Then we tabulate in the adjoining table, III and plot $\frac{lnf}{lnf_{max}}$ against $\frac{lnk}{lnk_{lim}}$ in the figure fig.3. We then ignore the letter with the highest number of names of places starting with, tabulate in the adjoining table, III and redo the plot, normalising the $lnfs$ with next-to-maximum lnf_{n-max} , and starting from $k = 2$ in the figure fig.4. This program then we repeat up to $k = 6$, resulting in figures up to fig.8.

k	lnk	$\ln k / \ln k_{lim}$	f	lnf	$\ln f / \ln f_{max}$	$\ln f / \ln f_{nmax}$	$\ln f / \ln f_{2nmax}$	$\ln f / \ln f_{3nmax}$	$\ln f / \ln f_{4nmax}$	$\ln f / \ln f_{5nmax}$
1	0	0	152	5.024	1	Blank	Blank	Blank	Blank	Blank
2	0.69	0.230	126	4.836	0.963	1	Blank	Blank	Blank	Blank
3	1.10	0.367	73	4.290	0.854	0.887	1	Blank	Blank	Blank
4	1.39	0.463	65	4.174	0.831	0.863	0.973	1	Blank	Blank
5	1.61	0.537	61	4.111	0.818	0.850	0.958	0.985	1	Blank
6	1.79	0.597	55	4.007	0.798	0.829	0.934	0.960	0.975	1
7	1.95	0.650	48	3.871	0.771	0.800	0.902	0.927	0.942	0.966
8	2.08	0.693	44	3.784	0.753	0.782	0.882	0.907	0.920	0.944
9	2.20	0.733	42	3.738	0.744	0.773	0.871	0.896	0.909	0.933
10	2.30	0.767	38	3.638	0.724	0.752	0.848	0.872	0.885	0.908
11	2.40	0.800	32	3.466	0.690	0.717	0.808	0.830	0.843	0.865
12	2.48	0.827	29	3.367	0.670	0.696	0.785	0.807	0.819	0.840
13	2.56	0.853	26	3.258	0.648	0.674	0.759	0.781	0.793	0.813
14	2.64	0.880	22	3.091	0.615	0.639	0.721	0.741	0.752	0.771
15	2.71	0.903	21	3.045	0.606	0.630	0.710	0.730	0.741	0.760
16	2.77	0.923	14	2.639	0.525	0.546	0.615	0.632	0.642	0.659
17	2.83	0.943	5	1.609	0.320	0.333	0.375	0.385	0.391	0.402
18	2.89	0.963	3	1.099	0.219	0.227	0.256	0.263	0.267	0.274
19	2.94	0.980	2	0.693	0.138	0.143	0.162	0.166	0.169	0.173
20	3.00	1	1	0	0	0	0	0	0	0

TABLE III. The names of the places in the Tourist Guide and Map, Meghalaya: ranking, natural logarithms, normalisations

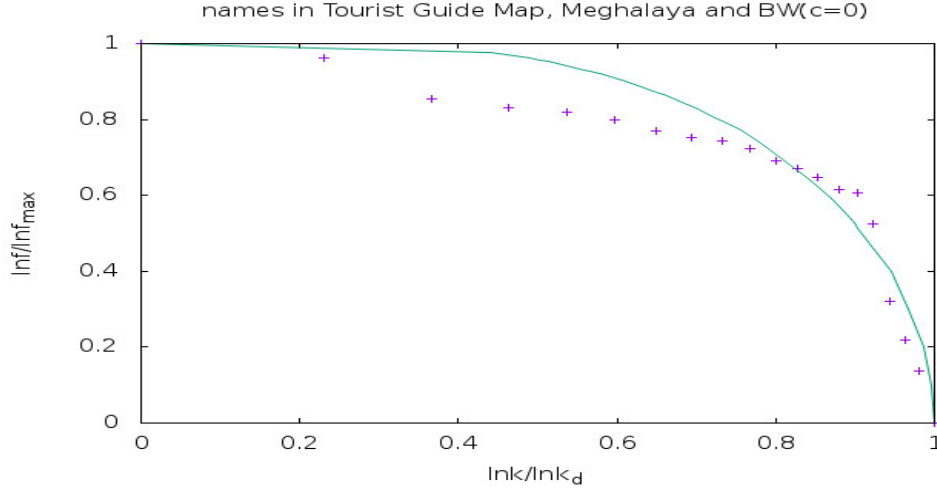


FIG. 3. The vertical axis is $\frac{\ln f}{\ln f_{max}}$ and the horizontal axis is $\frac{\ln k}{\ln k_{lim}}$. The + points represent the names of the places in the Tourist Guide and Map, Meghalaya,[1], with the fit curve being the Bragg-Williams curve of the Ising Model, in the absence of external magnetic field, $c = \frac{H}{\gamma\epsilon} = 0$.

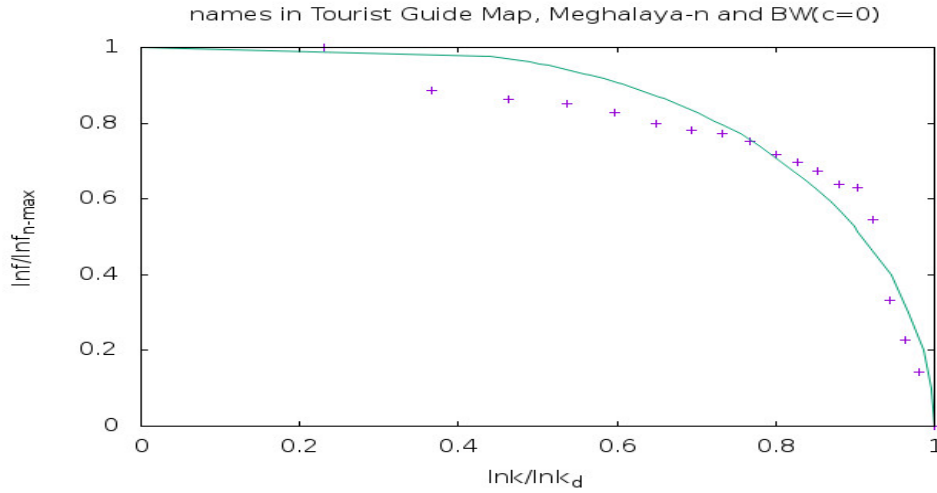


FIG. 4. The vertical axis is $\frac{\ln f}{\ln f_{n-max}}$ and the horizontal axis is $\frac{\ln k}{\ln k_{lim}}$. The + points represent the names of the places in the Tourist Guide and Map, Meghalaya,[1], with the fit curve being the Bragg-Williams curve of the Ising Model, in the absence of external magnetic field, $c = \frac{H}{\gamma\epsilon} = 0$.

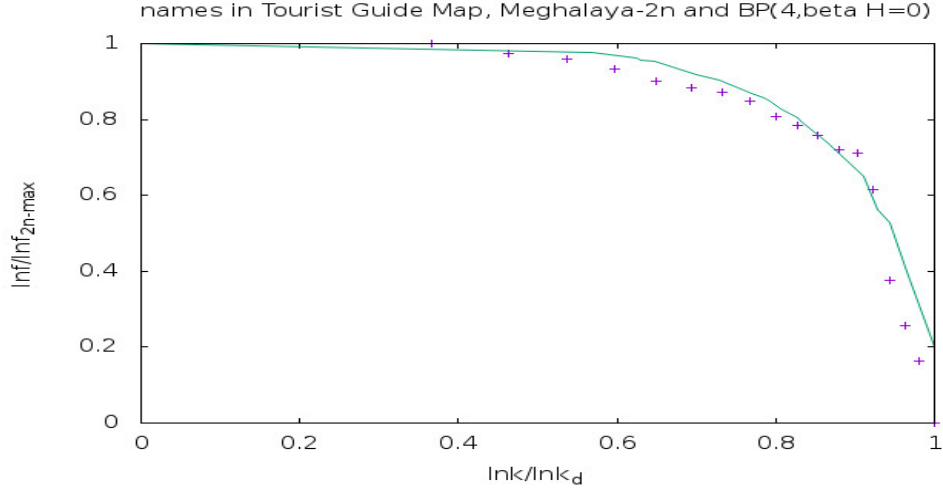


FIG. 5. The vertical axis is $\frac{\ln f}{\ln f_{2n-max}}$ and the horizontal axis is $\frac{\ln k}{\ln k_{lim}}$. The + points represent the names of the places in the Tourist Guide and Map, Meghalaya,[1], with the fit curve being the Bethe-Peierls curve, $BP(4, \beta H = 0)$, of the Ising Model, in the presence of four nearest neighbours and in the absence of external magnetic field, $m = 0$ or, $\beta H = 0$.

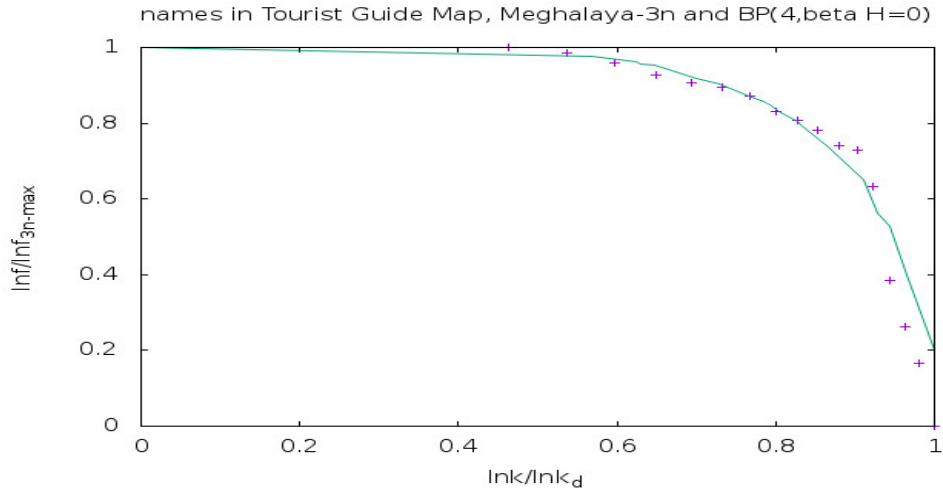


FIG. 6. The vertical axis is $\frac{\ln f}{\ln f_{3n-max}}$ and the horizontal axis is $\frac{\ln k}{\ln k_{lim}}$. The + points represent the names of the places in the Tourist Guide and Map, Meghalaya,[1], with the fit curve being the Bethe-Peierls curve, $BP(4, \beta H = 0)$, of the Ising Model, in the presence of four nearest neighbours and in the absence of external magnetic field, $m = 0$ or, $\beta H = 0$.

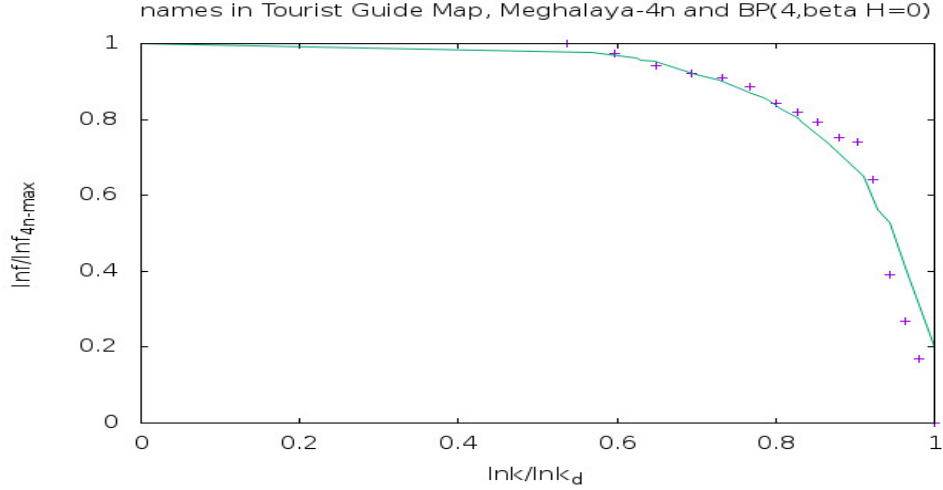


FIG. 7. The vertical axis is $\frac{\ln f}{\ln f_{4n-max}}$ and the horizontal axis is $\frac{\ln k}{\ln k_{lim}}$. The + points represent the names of the places in the Tourist Guide and Map, Meghalaya, with the fit curve being the Bethe-Peierls curve, $BP(4, \beta H = 0)$, of the Ising Model, in the presence of four nearest neighbours and in the absence of external magnetic field, $m = 0$ or, $\beta H = 0$.

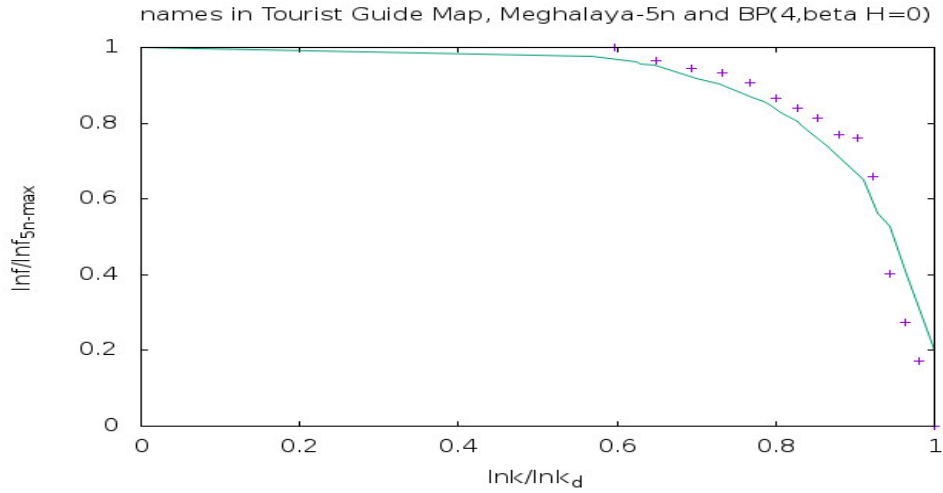


FIG. 8. The vertical axis is $\frac{\ln f}{\ln f_{5n-max}}$ and the horizontal axis is $\frac{\ln k}{\ln k_{lim}}$. The + points represent the names of the places in the Tourist Guide and Map, Meghalaya, with the fit curve being the Bethe-Peierls curve, $BP(4, \beta H = 0)$, of the Ising Model, in the presence of four nearest neighbours and in the absence of external magnetic field, $m = 0$ or, $\beta H = 0$.

A. conclusion

From the figures (fig.3-fig.8), we observe that there is a curve of magnetisation, behind the names of the places, in the Tourist Guide and Map, Meghalaya,[1], This is the magnetisation curve, $BP(4, \beta H = 0)$, in the Bethe-Peierls approximation of the Ising Model, in the presence of four nearest neighbours and in the absence of external magnetic field, $m = 0$ or, $\beta H = 0$. Moreover, the associated correspondence is,

$$\frac{\ln f}{\ln f_{3n-max}} \longleftrightarrow \frac{M}{M_{max}},$$
$$\ln k \longleftrightarrow T.$$

k corresponds to temperature in an exponential scale, [89].

IV. ACKNOWLEDGMENT

We have used gnuplot for plotting the figures in this paper.

-
- [1] Tourist Guide and Map, Meghalaya, designed, cartographed and published by Indian Map Service, "Pushkar Estate", Sector 'G', Shastri nagar, Jodhpur-3(Rajasthan), India; © Government of India, Copyright 2016; 978-93-83535-41-5; distributed for the North-East Region by the United Publishers.
 - [2] Anindya Kumar Biswas, "Graphical Law beneath each written natural language", arXiv:1307.6235v3[physics.gen-ph]. A preliminary study of words of dictionaries of twenty six languages, more accurate study of words of dictionary of Chinese usage and all parts of speech of dictionary of Lakher(Mara) language and of verbs, adverbs and adjectives of dictionaries of six languages are included.
 - [3] Anindya Kumar Biswas, "A discipline of knowledge and the graphical law", IJARPS Volume 1(4), p 21, 2014; viXra: 1908:0090[Linguistics].
 - [4] Anindya Kumar Biswas, "Bengali language and Graphical law", viXra: 1908:0090[Linguistics].
 - [5] Anindya Kumar Biswas, "Basque language and the Graphical Law", viXra: 1908:0414[Linguistics].

- [6] Anindya Kumar Biswas, "Romanian language, the Graphical Law and More", viXra: 1909.0071[Linguistics].
- [7] Anindya Kumar Biswas, "Discipline of knowledge and the graphical law, part II", viXra:1912.0243 [Condensed Matter],International Journal of Arts Humanities and Social Sciences Studies Volume 5 Issue 2 February 2020.
- [8] Anindya Kumar Biswas, "Onsager Core of Abor-Miri and Mising Languages", viXra: 2003.0343[Condensed Matter].
- [9] Anindya Kumar Biswas, "Bengali language, Romanisation and Onsager Core", viXra: 2003.0563[Linguistics].
- [10] Anindya Kumar Biswas, "Little Oxford English Dictionary and the Graphical Law", viXra: 2008.0041[Linguistics].
- [11] Anindya Kumar Biswas, "Oxford Dictionary Of Social Work and Social Care and the Graphical law", viXra: 2008.0077[Condensed Matter].
- [12] Anindya Kumar Biswas, "Visayan-English Dictionary and the Graphical law", viXra: 2009.0014[Linguistics].
- [13] Anindya Kumar Biswas, "Garo to English School Dictionary and the Graphical law", viXra: 2009.0056[Condensed Matter].
- [14] Anindya Kumar Biswas, "Mursi-English-Amharic Dictionary and the Graphical law", viXra: 2009.0100[Linguistics].
- [15] Anindya Kumar Biswas, "Names of Minor Planets and the Graphical law", viXra: 2009.0158[History and Philosophy of Physics].
- [16] Anindya Kumar Biswas, "A Dictionary of Tibetan and English and the Graphical law", viXra: 2010.0237[Condensed Matter].
- [17] Anindya Kumar Biswas, "Khasi English Dictionary and the Graphical law", viXra: 2011.0011[Linguistics].
- [18] Anindya Kumar Biswas, "Turkmen-English Dictionary and the Graphical law", viXra: 2011.0069[Linguistics].
- [19] Anindya Kumar Biswas, " Webster's Universal Spanish-English Dictionary, the Graphical law and A Dictionary of Geography of Oxford University Press", viXra: 2103.0175[Condensed Matter].

- [20] Anindya Kumar Biswas, "A Dictionary of Modern Italian, the Graphical law and Dictionary of Law and Administration, 2000, National Law Development Foundation", viXra: 2107.0171[Condensed Matter].
- [21] Anindya Kumar Biswas, "Langenscheidt's German-English English-German Dictionary and the Graphical law", viXra: 2107.0179[Linguistics].
- [22] Anindya Kumar Biswas, "Essential Dutch dictionary by G. Quist and D. Strik, the Graphical law Classification", viXra: 2108.0040[Linguistics].
- [23] Anindya Kumar Biswas, "Swahili, a lingua franca, Swahili-English Dictionary by C. W. Rechenbach and the Graphical law", viXra: 2108.0101[Linguistics].
- [24] Anindya Kumar Biswas, "The French, Larousse Dictionnaire De Poche and the Graphical law", viXra: 2109.0080[Linguistics].
- [25] Anindya Kumar Biswas, "An Arabic dictionary: "al-Mujam al-wáfi" or, "adhunik arabi-bangla abhidhan" and the Onsager's solution", viXra: 2109.0119[Condensed Matter].
- [26] Anindya Kumar Biswas, "Langenscheidt Taschenwörterbuch Deutsch-Englisch / Englisch-Deutsch, Völlige Neubearbeitung and the Graphical law", viXra: 2109.0141[Linguistics].
- [27] Anindya Kumar Biswas, Bawansuk Lyngkhai, "The Graphical law behind the NTC's Hebrew and English Dictionary by Arie Comey and Naomi Tsur", viXra: 2109.0164[Linguistics].
- [28] Anindya Kumar Biswas, "Oxford Dictionary Of Media and Communication and the Graphical law", viXra: 2109.0202[Social Science].
- [29] Anindya Kumar Biswas, "Oxford Concise Dictionary Of Mathematics, Penguin Dictionary Of Mathematics and the Graphical law", viXra: 2112.0054[Social Science].
- [30] Anindya Kumar Biswas, "An Arabic dictionary: "al-Mujam al-wáfi" or, "adhunik arabi-bangla abhidhan" and the Onsager's solution Second part", viXra: 2201.0021[Condensed Matter].
- [31] Anindya Kumar Biswas, "The Penguin Dictionary Of Sociology and the Graphical law", viXra: 2201.0046[Social Science].
- [32] Anindya Kumar Biswas, "The Concise Oxford Dictionary Of Politics and the Graphical law", viXra: 2201.0069[Social Science].
- [33] Anindya Kumar Biswas, "A Dictionary Of Critical Theory by Ian Buchanan and the Graphical law", viXra: 2201.0136[Social Science].
- [34] Anindya Kumar Biswas, "The Penguin Dictionary Of Economics and the Graphical law", viXra: 2201.0169[Economics and Finance].

- [35] Anindya Kumar Biswas, "The Concise Gojri-English Dictionary by Dr. Rafeeq Anjum and the Graphical law", viXra: 2201.0205[Linguistics].
- [36] Anindya Kumar Biswas, "A Dictionary of the Kachin Language by Rev.O.Hanson and the Graphical law" ("A Dictionary of the Kachin Language by Rev.o.Hanson and the Graphical law", viXra: 2202.0030[Linguistics]).
- [37] Anindya Kumar Biswas, "A Dictionary Of World History by Edmund Wright and the Graphical law", viXra: 2202.0130[History and Philosophy of Physics].
- [38] Anindya Kumar Biswas, "Ekagi-Dutch-English-Indonesian Dictionary by J. Steltenpool and the Onsager's solution", viXra: 2202.0157[Condensed Matter].
- [39] Anindya Kumar Biswas, "A Dictionary of Plant Sciences by Michael Allaby and the Graphical law", viXra: 2203.0011[Mind Science].
- [40] Anindya Kumar Biswas, "Along the side of the Onsager's solution, the Ekagi language", viXra: 2205.0065[Condensed Matter].
- [41] Anindya Kumar Biswas, "Along the side of the Onsager's solution, the Ekagi language-Part Three", viXra: 2205.0137[Condensed Matter].
- [42] Anindya Kumar Biswas, "Oxford Dictionary of Biology by Robert S. Hine and the Graphical law", viXra: 2207.0089[Phyiscs of Biology].
- [43] Anindya Kumar Biswas, "A Dictionary of the Mikir Language by G. D. Walker and the Graphical law", viXra: 2207.0165[Linguistics].
- [44] Anindya Kumar Biswas, "A Dictionary of Zoology by Michael Allaby and the Graphical law", viXra: 2208.0075[Phyiscs of Biology].
- [45] Anindya Kumar Biswas, "Dictionary of all Scriptures and Myths by G. A. Gaskell and the Graphical law", viXra: 2208.0093[Religion and Spiritualism].
- [46] Anindya Kumar Biswas, "Dictionary of Culinary Terms by Philippe Pilibossian and the Graphical law", viXra: 2211.0061[Social Sciences].
- [47] Anindya Kumar Biswas, "A Greek and English Lexicon by H.G.Liddle et al simplified by Didier Fontaine and the Graphical law", viXra: 2211.0087[Linguistics].
- [48] Anindya Kumar Biswas, "Learner's Mongol-English Dictionary and the Graphical law", viXra: 2211.0101[Linguistics].
- [49] Anindya Kumar Biswas, "Complete Bulgarian-English Dictionary and the Graphical law", viXra: 2212.0009[Linguistics].

- [50] Anindya Kumar Biswas, "A Dictionary of Sindhi Literature by Dr. Motilal Jotwani and the Graphical Law", viXra: 2212.0015[Social Sciences].
- [51] Anindya Kumar Biswas, "Penguin Dictionary of Physics, the Fourth Edition, by John Cullerne, and the Graphical law", viXra: 2212.0072[History and Philosophy of Physics].
- [52] Anindya Kumar Biswas, "Oxford Dictionary of Chemistry, the seventh edition and the Graphical Law", viXra: 2212.0113[Chemistry].
- [53] Anindya Kumar Biswas, "A Burmese-English Dictionary, Part I-Part V, by J. A. Stewart and C. W. Dunn et al, head words and the Graphical Law", viXra: 2212.0127[Linguistics].
- [54] Anindya Kumar Biswas, "The Graphical Law behind the head words of Dictionary Kannada and English written by W. Reeve, revised, corrected and enlarged by Daniel Sanderson", viXra: 2212.0185[Linguistics].
- [55] Anindya Kumar Biswas, "Sanchayita and the Graphical Law", viXra: 2301.0075[Social Science].
- [56] Anindya Kumar Biswas, "Samsad Bangla Abhidan and The Graphical Law", viXra: 2302.0026[Linguistics].
- [57] Anindya Kumar Biswas, "Bangiya Sabdakosh and The Graphical Law", viXra: 2302.0060[Linguistics].
- [58] Anindya Kumar Biswas, "Samsad Bengali-English Dictionary and The Graphical Law ", viXra: 2304.0047[Linguistics].
- [59] Anindya Kumar Biswas, "Rudyard Kipling's Verse and the Graphical Law", viXra: 2304.0207[Social Science].
- [60] Anindya Kumar Biswas, "W. B. Yeats, The Poems and the Graphical Law", viXra: 2305.0008[Social Science].
- [61] Anindya Kumar Biswas, "The Penguin Encyclopedia of Places by W. G. Moore and the Graphical Law", viXra: 2305.0147[Archaeology].
- [62] Anindya Kumar Biswas, "The Poems of Tennyson and the Graphical Law", viXra: 2305.0157[Social Science].
- [63] Anindya Kumar Biswas, "Khasi-Jaintia Jaid(Surnames) and the Graphical law", viXra:2307.0135[Social Science].
- [64] Anindya Kumar Biswas, "Age, Amplitude of accommodation and the Graphical law", viXra:2311.0110[Physics of Biology].

- [65] Anindya Kumar Biswas, "Dictionary of Ayurveda by Dr. Ravindra Sharma and the Graphical law", viXra:2401.0030[General Science and Philosophy].
- [66] Anindya Kumar Biswas, "The Practical Sanskrit-English Dictionary by Vaman Shivram Apte and The Graphical Law", viXra:2402.0041[Linguistics].
- [67] Anindya Kumar Biswas, "The Langenscheidt's Pocket Russian Dictionary and The Graphical Law", viXra:2402.0049[Linguistics]
- [68] Anindya Kumar Biswas, "The Scholar Dictionary Portuguese and The Graphical Law", viXra:2402.0044[Linguistics]
- [69] Anindya Kumar Biswas, "The Langenscheidt's Pocket Japanese Dictionary and the Onsager's solution", viXra:2402.0052[Condensed Matter]
- [70] Anindya Kumar Biswas, "Langenscheidt's Pocket Chinese Dictionary and The Graphical Law", viXra:2403.0066[Linguistics]
- [71] Anindya Kumar Biswas, "Oxford Hindi-English Dictionary and The Graphical Law", viXra:2403.0129[Linguistics]
- [72] Anindya Kumar Biswas, "Concise Urdu to English Dictionary and The Graphical Law", viXra:2404.0006[Linguistics]
- [73] Anindya Kumar Biswas, "The Standard Urdu-English Dictionary by Abdul Haq and The Graphical Law", viXra:2404.0034[Linguistics]
- [74] Anindya Kumar Biswas, "The Urdu-Hindi Shabdakosh by Muhammad Sajjad Osmani, Sudhendra Kumar and The Graphical Law", viXra:2404.0114[Linguistics]
- [75] Anindya Kumar Biswas, "The Hadronic Resonance Masses and The Graphical Law", viXra:2404.0141[High Energy Particle Physics]
- [76] Anindya Kumar Biswas, "A Dictionary of British Surnames by P. H. Reaney and the Graphical Law", viXra:2408.0099[Social Science].
- [77] Anindya Kumar Biswas, "Dictionary of Sports by Dr. S.K.Srivastava and Ms. Tanvangi Singh and the Graphical Law", viXra:2409.0014[Social Science].
- [78] Anindya Kumar Biswas, "Dictionary of American Family Names by Elsdon C. Smith and the Graphical Law", viXra:2409.0049[Social Science].
- [79] Anindya Kumar Biswas, "Political Map of Northeast India and the Graphical Law", viXra:2409.0092[Social Science].

- [80] Anindya Kumar Biswas, "Dictionary of Computers Edited by Pankaj Dhaka and the Graphical Law", viXra:2409.0132[General Science and Philosophy].
- [81] Anindya Kumar Biswas, "Swedish Dictionary and the Graphical Law", viXra:2409.0165[Linguistics].
- [82] E. Ising, Z.Physik 31,253(1925).
- [83] R. K. Pathria, Statistical Mechanics, p400-403, 1993 reprint, Pergamon Press,© 1972 R. K. Pathria.
- [84] C. Kittel, Introduction to Solid State Physics, p. 438, Fifth edition, thirteenth Wiley Eastern Reprint, May 1994, Wiley Eastern Limited, New Delhi, India.
- [85] W. L. Bragg and E. J. Williams, Proc. Roy. Soc. A, vol.145, p. 699(1934);
- [86] P. M. Chaikin and T. C. Lubensky, Principles of Condensed Matter Physics, p. 148, first edition, Cambridge University Press India Pvt. Ltd, New Delhi.
- [87] Kerson Huang, Statistical Mechanics, second edition, John Wiley and Sons(Asia) Pte Ltd.
- [88] A. M. Gun, M. K. Gupta and B. Dasgupta, Fundamentals of Statistics Vol 1, Chapter 12, eighth edition, 2012, The World Press Private Limited, Kolkata.
- [89] Sonntag, Borgnakke and Van Wylen, Fundamentals of Thermodynamics, p206-207, fifth edition, John Wiley and Sons Inc