

Are fluctuations in the stock market tied to a dopamine cycle in the human brain?

Tariq Khan
Omaha, Nebraska, USA

The observations of a small and informal study are presented that propose a second 40-day-long dopamine cycle in the human brain. This cycle has 10 days of low dopamine followed by 10 days of high dopamine (resembling a pulse shape), followed by 20 days of normal dopamine. The model presents specific behaviors aligned to specific dates of the calendar year that produce a map of human temperament as well as nine specific “buy low” and “sell high” stock market S&P 500 intervals.

“Dopamine is known as the feel-good neurotransmitter - a chemical that ferries information between neurons. The brain releases it when we eat food that we crave or while we have sex, contributing to feelings of pleasure and satisfaction as part of the reward system. This important neurochemical boosts mood, motivation, and attention, and helps regulate movement, learning, and emotional responses.”

-- Psychology Today

“Wouldn't economics make a lot more sense if it were based on how people actually behave, instead of how they should behave?”

-- Dan Ariely -- Predictably Irrational: The Hidden Forces That Shape Our Decisions

“Pages and pages of data... efficiency functioning on multiple levels and in multiple dimensions... there it was all the time, staring you in the face. Buried within the message itself.”

-- S.R. Hadden – Contact (film)

Over a period of four years, three adult males in their forties were tracked on a daily basis measuring subjective values of temperament and behavior in an effort to research the structure and effects of dopamine cycles in the human brain. The subjects included an individual with ADHD and a benign essential blepharospasm (eyelid tic), an individual with only ADHD, and a control individual with neither condition. Changes in medication, behaviors (exercise, focus, creativity, quality of sleep) and blepharospasm occurrence and severity were monitored to attempt to isolate any possible behavioral cycles, aligned to dopamine variation, which might be common with all human populations.

Two patterns were observed. The first pattern matched previously researched fluctuations in brain dopamine tied to seasonal changes in the amount of blue light from sunlight that reaches dopa-receptors in human eyes. The sunlight, and thus dopamine, increases and then decreases from spring to summer, to fall, and to winter. This fluctuation created a sinusoidal wave pattern of mood and energy (Maruani et al, 2018) with a full wavelength lasting a week in winter, two weeks in spring and fall, and four weeks in summer. During the upper levels of the wave cycle, dopamine levels appeared high and behaviors were more active, hyperactive, confident, and impulsive. During the increasing and decreasing middle levels behaviors were calm, focused, and rational, while during the bottom levels of dopamine behaviors changed to anxious and depressed (Figure 1).

The second pattern observed also appeared to be dopamine driven and seemed to have more influence on behaviors than the first sinusoidal cycle (Figure 2). It was a reoccurring 40-day-long wavelength that resembled more of a pulse shape than a sine wave (Figure 3).

When the peaks and troughs of these two dopamine cycles were combined and overlaid on a calendar (Figure 4), the new graph appeared to be a map of temperament that matched and predicted the mood or state of all patients. The theory being that this aggregate dopamine pattern might represent a “map of human temperament” shared in all human populations - or at least for human populations in the northern hemisphere (Figure 5).

The key to identifying the second dopamine cycle was the careful tracking of the timing and severity of the eyelid blepharospasms in the one male patient. There are justified reasons to consider blepharospasms as a valid proxy or indicator for human dopamine levels. Note that benign essential blepharospasms - the uncontrollable eyelid blinking and facial dystonia or "motor tics" i.e., the blink system - are sensitive to central dopamine levels (Evinger, 2013). Dopamine depletion alone is also noted as a cause of blepharospasm (Evinger, 2013). Evinger (2013) also noted that "abnormalities in dopamine transmission may be a proximate cause of the predisposing condition that allows the development of benign essential blepharospasm." Abnormalities in the basal ganglia dopamine system are also noted as leading to abnormal sensorimotor mappings manifest as blepharospasms (Peterson DA and Sejnowski TJ, 2017). Abnormal dopaminergic signaling in the striatum of the human brain could also induce pathological reinforcement learning and lead to blepharospasms (Peterson DA and Sejnowski TJ, 2017).

Limitations to this study include the obvious small sample size leading to large assumptions and generalizations not backed by standard statistical regression analysis. Other limitations to the final proposed model include the lack of detailed tracking of many other factors that can influence human temperament and thus behavior.

The claim of the model is that only two dopamine associated cycles are needed to represent the vast majority of temperament of a given individual on a given day of the year which, at an individual level, may obviously not be accurate given the number of known other possible influencing factors. Those factors include stress, travel, sleep apnea, low blood sugar (glucose) levels, cloudy or stormy days, medications for blood pressure, SSRIs, sedatives, stimulants, tranquilizers, alcohol, illegal drugs, Daylight Saving Time interruptions to sleep, time of day, physical or psychological trauma, medical conditions like rapid-cycling bipolar disorder, and even oxytocin (i.e., emotional love) or heartbreak related depression. Census, sociology, Big Data, and criminal justice groups would be urged to regress this model with their large year-over-year and larger data sets to find additional granularity and possibly additional contributing factors. Scientists, researchers, and medical professionals can work to confirm the number of dopamine cycles in the human brain via Big Data supercomputing top-down analysis as well via f-MRI or PET brain scans and laboratory blood and sleep testing to qualitatively validate the theorized 40-day-long second dopamine cycle. The days or weeks in the model, when there are dual reinforcing peaks from both of the dopamine cycles, should be compared against data sets of violent crimes, mass shootings, stock purchasing, heart attacks, consumer spending, consumer sentiment, etc.

Results

Analysis of the subjective data indicated a second dopamine cycle or "clock" in the human brain that begins on the winter solstice on December 21. This cycle started with a 10-day-long "low-dopamine phase" with five days of increasing anxiety until a day 5 low point with depression before five days of climbing dopamine levels returning to the "normal" level. This is immediately followed with a 10-day-long "high-dopamine phase" with five days of increasing dopamine reaching a day 15 peak, with hyperactive and impulsive temperament, before five days of diminishing dopamine back to the normal dopamine level. That is then followed by a 20-day-long "normal dopamine phase" with calm and focus before the entire cycle repeats. There are nine 40-day-long phases in the year (Figure 2).

An amazing observation of the study was that migraines were observed in multiple individuals always on the first day of the 5-day-long start of the low dopamine phase as dopamine began to drop (Figure 6). That same day also saw a re-living of traumatic events that had occurred any time in the prior 35 days since the previous 5-day-long low dopamine phase dopamine drop interval. The speculation is that the brain is offloading, similar to modern computer processing, critical learning from the prior 35 days into the brain's long term memory with painful i.e., critical and/or traumatic "lessons learned," that are thus stored first in the queue and processed on the first day (day 1) of the 5-day-long low dopamine phase with the process of long term memory storage creation. The fact that these dates are known and displayed below in a table can, thus, provide a therapeutic aid for mental health clinicians as these professionals will know every year on which days patients will re-experience recent trauma and, thus, likely be in need of care and company to

help diminish the psychological pain and even to prevent possible actions like suicides or alcohol abuse.

Closer monitoring of behaviors during the 10-day-long low dopamine phase of the second dopamine cycle shows a range of specific behaviors during the first 5 days on the downslope that exactly match those that occur on the next 5 days during the upslope. This remarkably close correspondence of behavior may imply a correlation of behaviors with specific brain memory levels. For example, days 1 and 10 involved spikes in imagination, days 2 and 9 had impulsive and addictive behaviors, days 3 and 8 had OCD behaviors like ranking and organizing, days 4 and 7 had anxiety, and days 5 and 6 had depression (Figure 7). Dopamine has been shown to be associated with memory from many research efforts (Braun et al, 2021; Frick et al, 2022; Kamiński et al, 2018; Sabandal et al, 2021), thus we have not only additional support for dopamine as the driver of the cycle and behaviors but also for changes in brain working memory as possibly a driver of the behaviors during the low dopamine phase.

The research involved the tracking of behaviors and blepharospasm events mapped to the 365-day calendar year where the second dopamine cycle pulse aligned to exact days of the year with the cycle repeating every forty days. The blepharospasm events were observed to occur exactly during the dopamine diminishing first five days of the 10-day-long low dopamine phase and the last five days of the high dopamine phase (Figure 8) i.e., only as dopamine levels declined.

Perhaps the most unexpected observation from the research was that the first day of the 10-day-long low dopamine phase matched year-over-year low points of the stock market as tracked by daily closing values of the S&P 500. Local high point (sell high) days were also observed occurring 35 days after the low point (buy low) days and thus five days before the low point day of the next 40-day-long second dopamine cycle (Figure 9). Those values were overlaid on the calendar year to produce a standard calendar of high and low point values. A simple linear regression, not taking into account the growth in scale of the S&P 500, using the sixteen total “buy low” and “sell high” dates of each year for the years 2000 to 2021 showed the significance of the differences between the buy low and sell high dates (Figure 10). A Robinhood online brokerage account was created with about \$1000.00 used to purchase shares of a Spyder ETF indexed fund (SPDR S&P 500 ETF) to represent the aggregate stock market as a proxy for the mood of the entire human population (Figure 11). Example linear regressions of a “buy low” day, the market day on or closest to April 19 (7th stock market date that is in the 4th second dopamine cycle) and a “sell high” day, the market day on or closest to September 21 (the 14th stock market date that falls in the 7th second dopamine cycle) show the significance (Figure 12). The data thus lead to a “risk free” method where an investor, since they know the key dates ahead of time, can choose to buy or sell, or just “wait” if a shock leads to a stock market value that is not higher than the “buy low” value of that specific second dopamine cycle 40-day-long interval (Figure 13). Thus, the United States stock market (S&P 500) can be interpreted, in theory, as based fundamentally only on exogenous shocks, endogenous shocks, and a second dopamine cycle in human brains. In essence, the primary changes or fluctuations in the stock market are tied to the second dopamine cycle in the human brain. The model has proven reliable to the extent that tracking of events in the Robinhood application of Spyder ETF investing during the leap year of 2024 (where the additional day on February 29 that moves the date of the 40-day window one day earlier following February 29), was actually observed (Figure 14).

The development of advanced medical technology (f-MRI, PET scans, etc.) and Big Data information sources will allow a window into a new “applied neuroscience,” behavioral psychology, or sociology. While our modern 21st Century civilization is still far from the societal behavioral prediction capabilities of a science like psychohistory, envisioned by Isaac Asimov in his Foundation science fiction novels, the possibility should not be considered out of reach as these technologies and data sets mature.

Figures

Figure 1.

The primary sunlight-driven (blue light) dopamine cycle with shorter wavelengths in winter and longer in summer mapped to the calendar year.

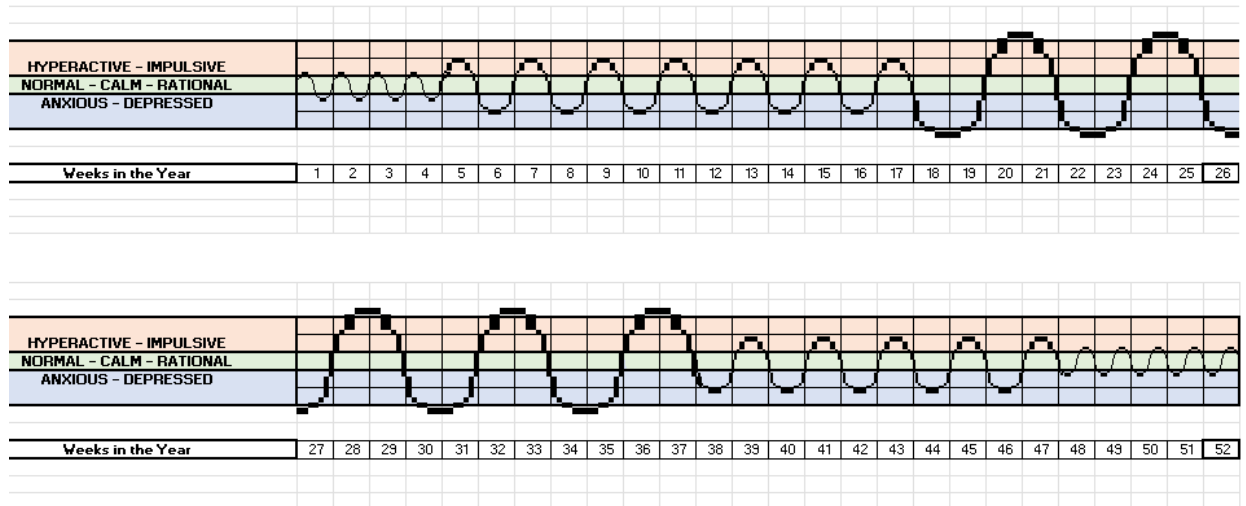


Figure 2.

The observed second dopamine clock-cycle involves a wavelength of 40 days that includes the first 10 days in an interval where there is a "low dopamine" state. The nine dates below are the lowest dopamine level dates of each of the nine cycles.

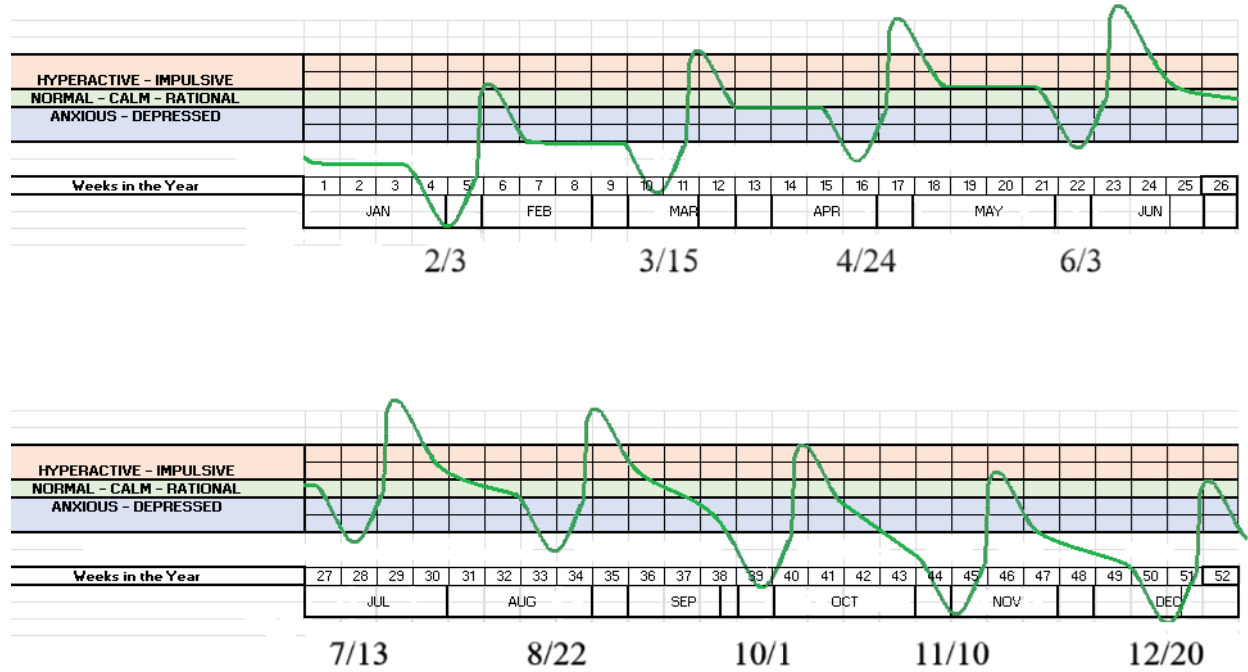
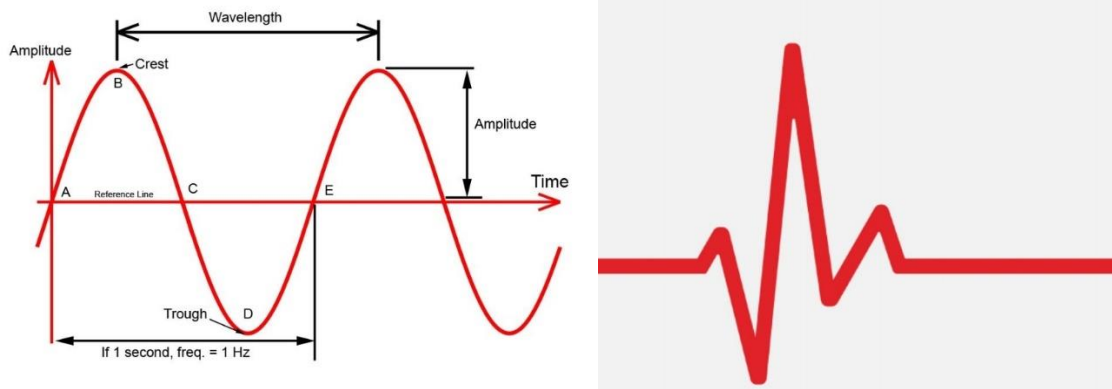


Figure 3.

The “sine wave” shape of the primary sunlight-driven dopamine cycle and the “pulse” shape of the observed 40-day-long second dopamine cycle.



Source: <https://www.heart.org/en/news/2021/02/10/watch-your-heart-rate-but-dont-obsess-about-it> and <https://mathematicalmysteries.org/sine-wave/>

Figure 4.

A combined graph of the primary dopamine sinusoidal cycle with the additional proposed secondary 40-day-long dopamine cycle is shown that is used to create a final aggregate “human temperament map.”

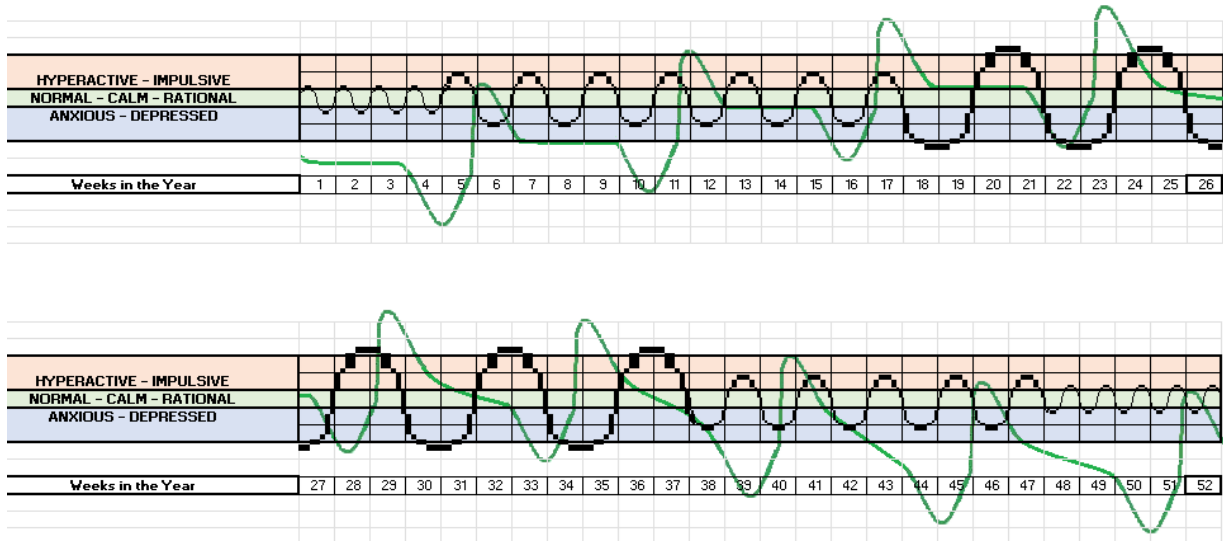


Figure 5.

An aggregate summation graph from the combined values of the two dopamine cycles produces a "human temperament map" where the mood of any human being can be predicted on any day or week of a year.

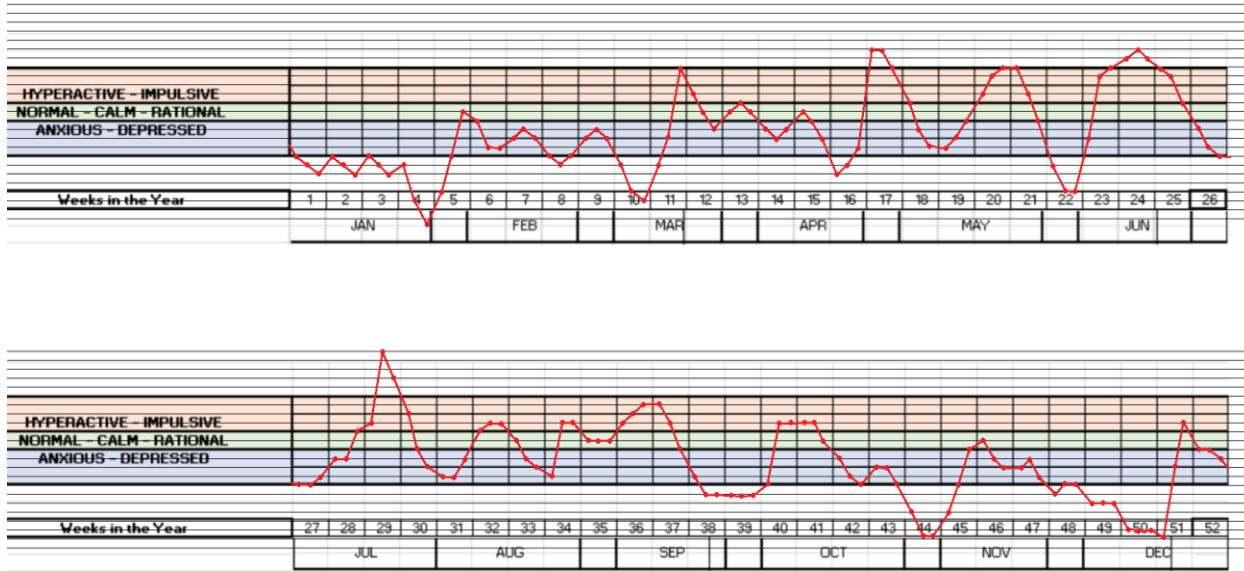


Figure 6.

A table showing the nine dates of the year when migraines will occur from the start of dopamine decrease and possible long-term memory activity.

Dopamine Cycle #	Migraine Date	Leap year adjustment
1	December 15	December 14
2	January 29	January 29
3	March 10	March 9
4	April 19	April 18
5	May 29	May 28
6	July 8	July 7
7	August 17	August 16
8	September 26	September 25
9	November 5	November 4

Figure 7.

The 10-day-long "low dopamine phase" of the secondary dopamine cycle resembles an inverted triangle with behaviors seen each day of the first five days matching those of the last five days intimating a relationship between behaviors and "levels" or amount of brain memory.

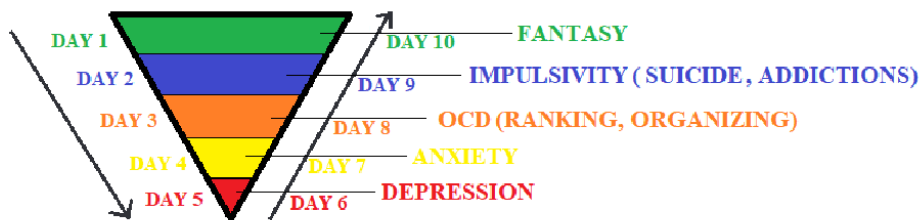
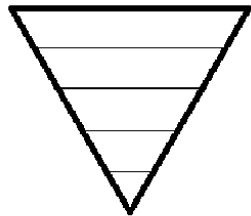
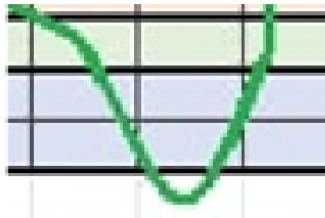


Figure 8.

The 10 days of low dopamine and 10 days of high dopamine of the secondary dopamine cycle, which resemble a pulse shape, occur on the same days each year leading to a direct mapping to an annual calendar with red days being days of declining dopamine and blepharospasm events.

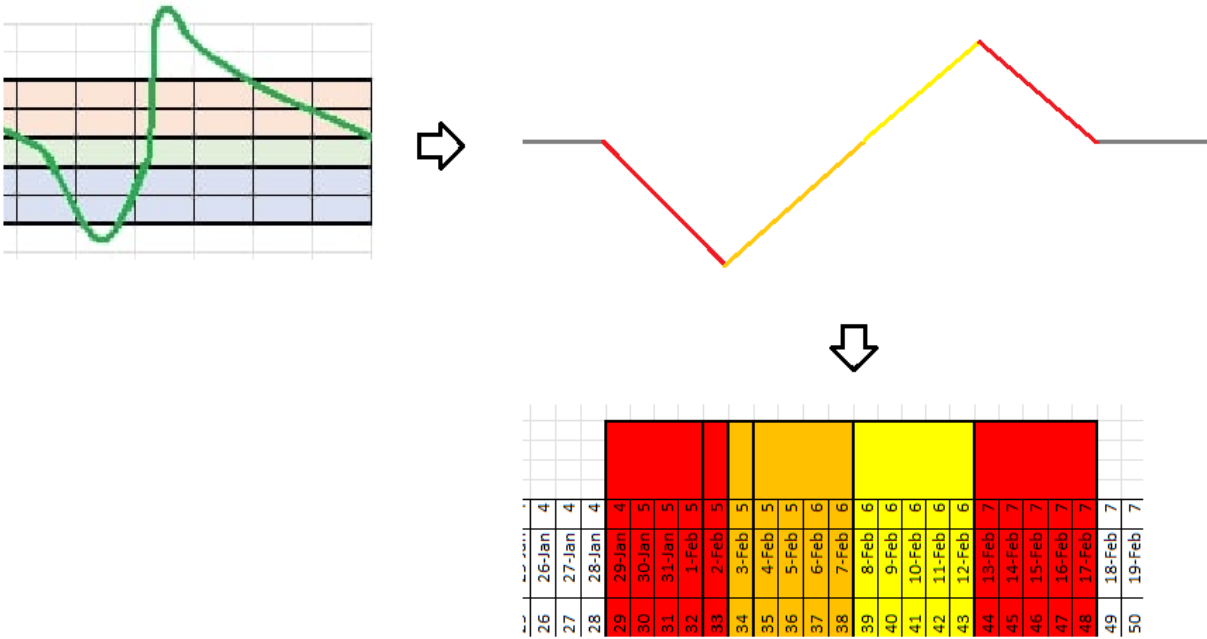


Figure 9.

The observed S&P 500 stock market “buy low” and “sell high” dates of each cycle.

Stock Market Date	Date adjusted for leap years	Action (BUY/SELL)	Event #	Cycle #
12/20	12/19	BUY low	1	1
1/20	1/20	SELL high	2	1
1/29	1/29	BUY low	3	2
3/4	3/3	SELL high	4	2
3/10	3/9	BUY low	5	3
4/14	4/13	SELL high	6	3
4/19	4/18	BUY low	7	4
5/24	5/23	SELL high	8	4
5/29	5/28	BUY low	9	5
7/3	7/2	SELL high	10	5
7/8	7/7	BUY low	11	6
8/12	8/11	SELL high	12	6
8/17	8/16	BUY low	13	7
9/21	9/20	SELL high	14	7
9/26	9/25	BUY low	15	8
10/31	10/30	SELL high	16	8
11/15	11/14	BUY low	17	9
11/20	11/19	SELL high	18	9

Figure 10.

A simple linear regression of the “buy low” and “sell high” dates from the years 2000 to 2021 displays the significance and growth.

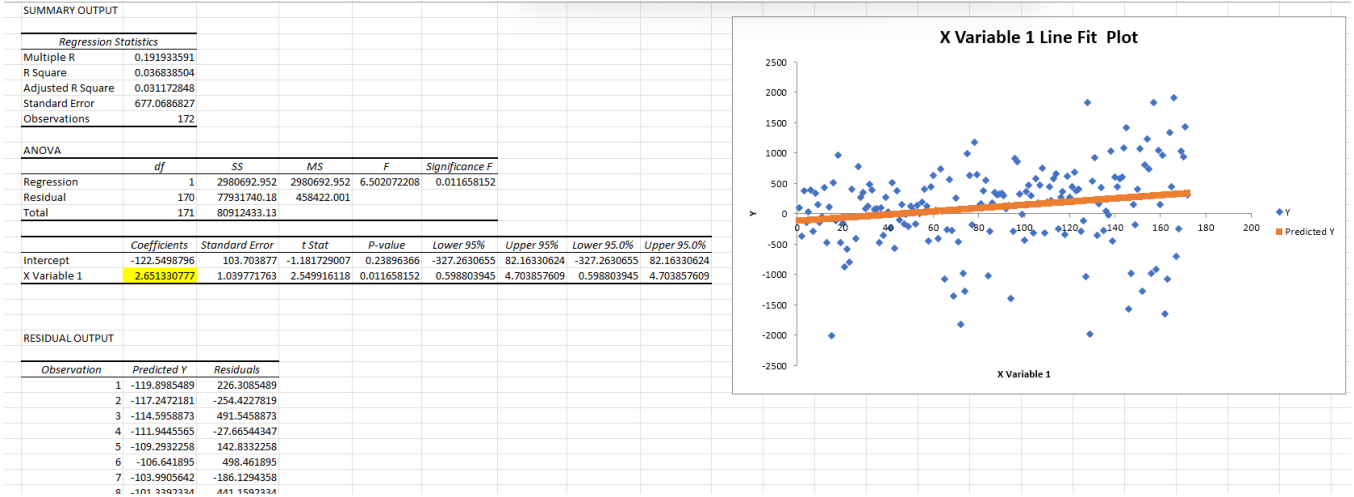


Figure 11.

A screenshot of the Robinhood mobile app showing the values of the Spyder S&P 500 ETF stock market “indexed fund” for a week in March 2022 where the March 4 “sell high” of cycle 2 and the March 10 “buy low” of cycle 3 are seen along with a screenshot of a \$500.00 purchase of SPDR shares.

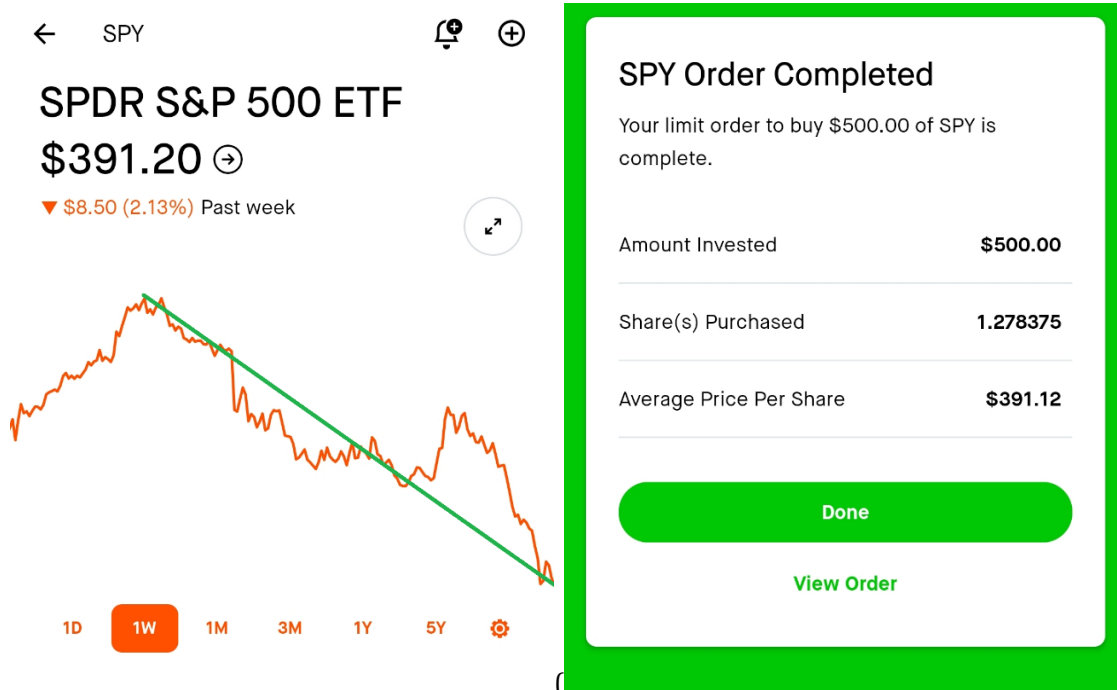


Figure 12.

Example linear regressions of a “buy low” day, the market day on or closest to April 19 (7th stock market event that falls in the 4th second dopamine cycle) and a “sell high” day, the market day on or closest to September 21 (the 14th stock market event that falls in the 7th second dopamine cycle) are shown to illustrate the significance of the differences between the S&P 500 values on the “buy low” and “sell high” dates for the years from 2000 to 2021.

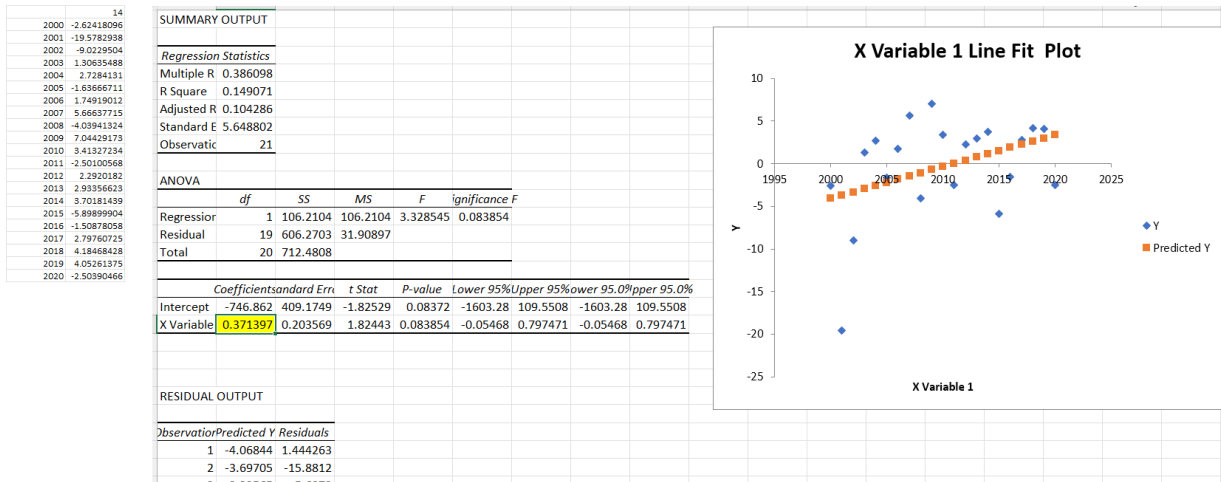
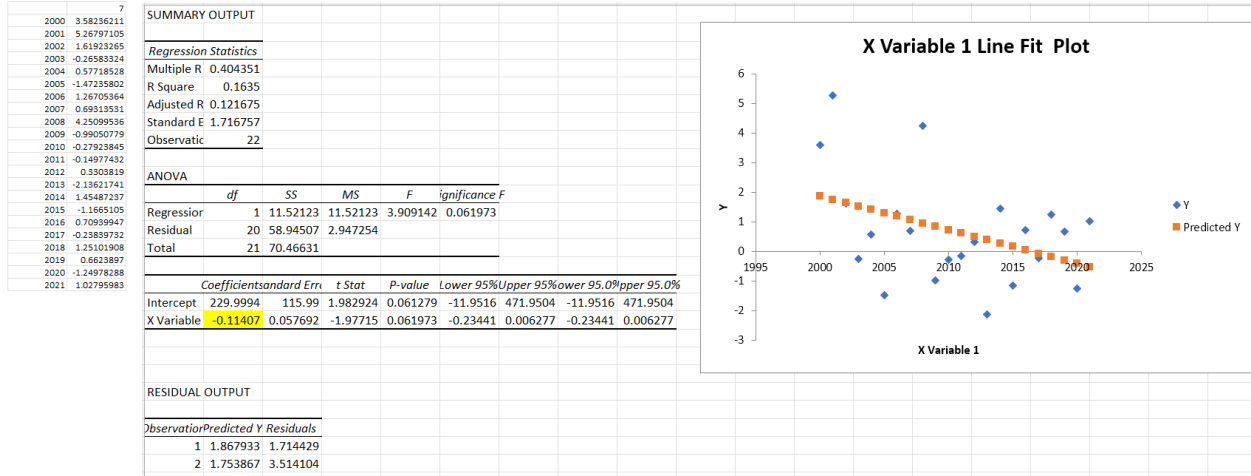


Figure 13.

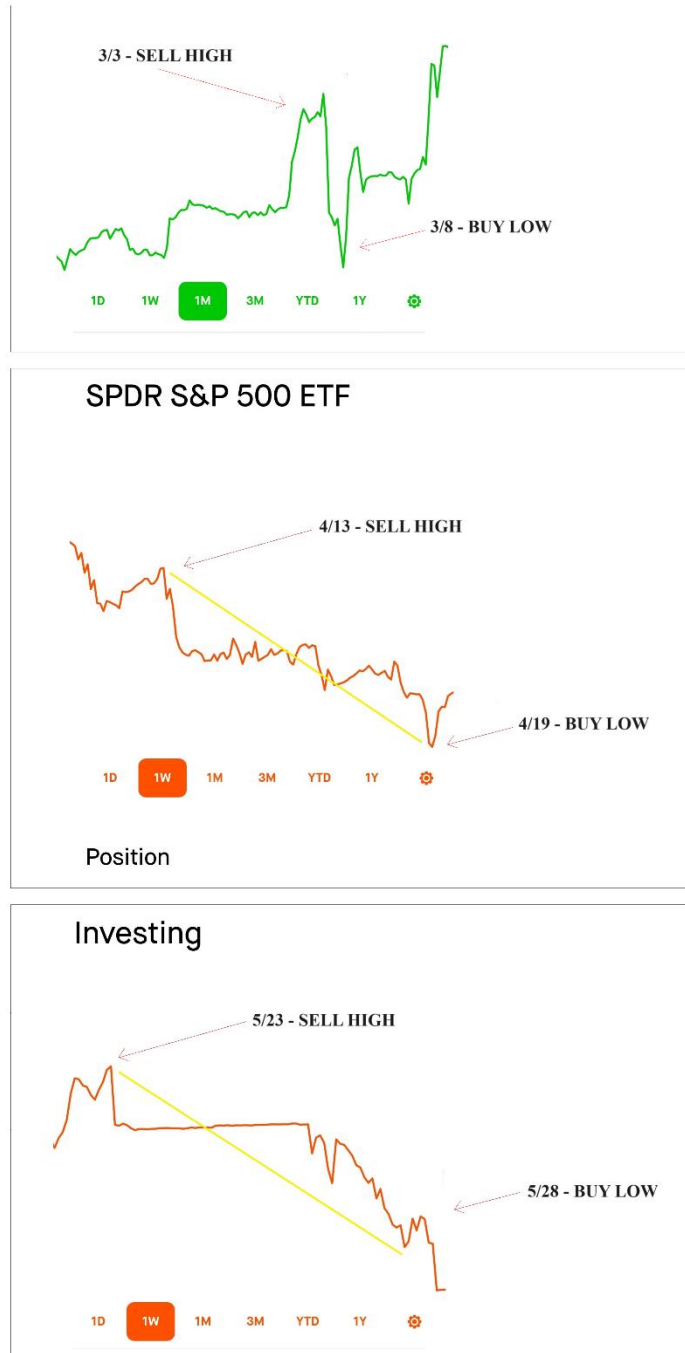
With the dates known ahead of time for “buy low” and “sell high” events, a method is established that is “risk free” as an investor can simply “wait” if a shock causes the next “sell high” interval to not be higher than the cycle’s “buy low” amount. An investor can also use separate funds “buy low” on the following cycle if desired.

Date	Closing Value	DIFFERENCE	%CHANGE	%CHANGE INTERVAL	EVENT #	INTERVAL #	BUY SELL	ACTION	\$100 compare	ANNUAL % INC
Wednesday, December 16, 1914	55.35				1	1	BL	BUY	100.00	
Wednesday, January 20, 1915	58.42	3.07	5.55	5.55	2	1	SH	SELL	105.55	
Friday, January 29, 1915	56.54	-1.88	-3.22		3	2	BL	BUY	105.55	
Thursday, March 4, 1915	56	-0.54	-0.96		4	2	SH	WAIT		
Wednesday, March 10, 1915	56.66	0.66	1.18		5	3	BL	WAIT		
Wednesday, April 14, 1915	66.14	9.48	16.73	16.98	6	3	SH	SELL	123.21	
Monday, April 19, 1915	67.86	1.72	2.60		7	4	BL	BUY	123.21	
Monday, May 24, 1915	65.46	-2.4	-3.54		8	4	SH	WAIT		
Friday, May 28, 1915	65.01	-0.45	-0.69		9	5	BL	WAIT		
Saturday, July 3, 1915	69.98	4.97	7.64	3.12	10	5	SH	SELL	127.05	
Thursday, July 8, 1915	68.65	-1.33	-1.90		11	6	BL	BUY	127.05	
Thursday, August 12, 1915	78.14	9.49	13.82	13.82	12	6	SH	SELL	144.61	
Tuesday, August 17, 1915	81.78	3.64	4.66		13	7	BL	BUY	144.61	
Tuesday, September 21, 1915	84.83	3.05	3.73	3.73	14	7	SH	SELL	150.00	
Monday, September 27, 1915	89.2	4.37	5.15		15	8	BL	BUY	150.00	
Monday, November 1, 1915	95.16	5.96	6.68	6.68	16	8	SH	SELL	160.02	60.02

Date	Closing Value	DIFFERENCE	%CHANGE	%CHANGE INTERVAL	EVENT #	INTERVAL #	BUY SELL	ACTION	\$100 compare	ANNUAL % INC
Monday, December 17, 2018	23592.98				1	1	BL	BUY	\$100.00	
Tuesday, January 22, 2019	24404.48	811.5	3.44	3.44	2	1	SH	SELL	\$103.44	
Tuesday, January 29, 2019	24579.96	175.48	0.72	0.72	3	2	BL	BUY	\$103.44	
Monday, March 4, 2019	25819.65	1239.69	5.04	5.04	4	2	SH	SELL	\$108.65	
Monday, March 11, 2019	25650.88	-168.77	-0.65	-0.65	5	3	BL	BUY	\$108.65	
Monday, April 15, 2019	26384.77	733.89	2.86	2.86	6	3	SH	SELL	\$111.76	
Thursday, April 18, 2019	26559.54	174.77	0.66	0.66	7	4	BL	BUY	\$111.76	
Friday, May 24, 2019	25585.69	-973.85	-3.67		8	4	SH	WAIT		
Wednesday, May 29, 2019	25126.41	-459.28	-1.80		9	5	BL	WAIT		
Wednesday, July 3, 2019	26966	1839.59	7.32	1.53	10	5	SH	SELL	\$113.47	
Monday, July 8, 2019	26806.14	-159.86	-0.59		11	6	BL	BUY	\$113.47	
Monday, August 12, 2019	25897.71	-908.43	-3.39		12	6	SH	WAIT		
Friday, August 16, 2019	25886.01	-11.7	-0.05		13	7	BL	WAIT		
Friday, September 20, 2019	26935.07	1049.06	4.05	0.48	14	7	SH	SELL	\$114.01	
Thursday, September 26, 2019	26891.12	-43.95	-0.16	-0.16	15	8	BL	BUY	\$114.01	
Thursday, October 31, 2019	27046.23	155.11	0.58	0.58	16	8	SH	SELL	\$114.67	14.67

Figure 14.

During the leap year of 2024, the “sell high” spike events and the “buy low” drop events, were seen to match the predicted shift that would occur as the additional day of February 29, would lead to these event dates (after February) occurring one day earlier for the predicted 40-day calendar pattern. The three below examples are from screenshots of Spyder ETF graphs from a Robinhood smartphone application taken on March 12, 2024 (month view), April 19, 2024 (week view), and May 29, 2024 (week view).



References

- Allergy cells in the rodent brain may keep baseline anxiety under control. (2008). Immune to Anxiety. *Science*. <https://www.science.org/content/article/immune-anxiety>
- Bellefonds, C. (2020, May 1). How Soon After Giving Birth Can You Get Pregnant? Retrieved February 26, 2022, from <https://www.whattoexpect.com/pregnancy/pregnancy-health/how-soon-can-you-get-pregnant-after-giving-birth/>
- Braun, U., Harneit, A., Pergola, G. et al. Brain network dynamics during working memory are modulated by dopamine and diminished in schizophrenia. *Nat Commun* 12, 3478 (2021). <https://doi.org/10.1038/s41467-021-23694-9>
- Chee MW, Choo WC. Functional imaging of working memory after 24 hr of total sleep deprivation. *J Neurosci*. 2004;24:4560-4567.
- Drummond SP, Brown GG, Gillin JC, et al. Altered brain response to verbal learning following sleep deprivation. *Nature*. 2000;403:655-657.
- Evinger C. (2013). Animal models for investigating benign essential blepharospasm. *Current neuropharmacology*, 11(1), 53–58. <https://doi.org/10.2174/157015913804999441>
- Frings D. The effects of sleep debt on risk perception, risk attraction and betting behavior during a blackjack style gambling task. *J Gambli Stud*. 2012;28:393-403.
- Grant JE, Chamberlain SR. Sleepiness, and impulsivity: findings in non-treatment seeking young adults. *J Behav Addict*. 2018;7:737-742.
- Frick, A., Björkstrand, J., Lubberink, M. et al. Dopamine and fear memory formation in the human amygdala. *Mol Psychiatry* 27, 1704–1711 (2022). <https://doi.org/10.1038/s41380-021-01400-x>
- Fuller, P., Gooley, J., & Saper, C. (2006). Neurobiology of the Sleep-Wake Cycle: Sleep Architecture, Circadian Regulation, and Regulatory Feedback. *Journal of Biological Rhythms*. 21:6, 482-493.
- Harmon, K. (2010). Dopamine Determines Impulsive Behavior: Brain scans illuminate the internal connection among the neurotransmitter, impulsiveness, and addiction. *Scientific American*. <https://www.scientificamerican.com/article/dopamine-impulsive-addiction/#>
- Kamiński, J., Mamelak, A., Birch, K., Mosher, C., Tagliati, M., Ueli, R., Novelty-Sensitive Dopaminergic Neurons in the Human Substantia Nigra Predict Success of Declarative Memory Formation. *Current Biology*, 2018; DOI: 10.1016/j.cub.2018.03.024
- LaMotte, S. (2022, November 6). Permanent Daylight Saving Time will hurt our health, experts speak. *CNN.com*. Retrieved from <https://amp.cnn.com/cnn/2022/11/06/health/permanent-daylight-savings-health-harms-wellness/index.html> on December 7, 2022.
- Le, Jandy, Xiong, Michael, & Joshi Jwalin. (2019). The Scientific Origin of Creativity. *Neurotech@Berkeley*. <https://medium.com/neurotech-berkeley/the-scientific-origin-of-creativity-587799f0f8e2>

- March of Dimes. (2017, July). How long should you wait before getting pregnant again? Retrieved February 26, 2022, from <https://www.marchofdimes.org/pregnancy/how-long-should-you-wait-before-getting-pregnant-again.aspx#:~:text=It's%20best%20to%20wait%20at,pregnancies%2C%20the%20higher%20your%20risk>
- Marquez, J.R. (2020, February 20). How to Chart Your Menstrual Cycle. Retrieved February 26, 2022 from <https://www.webmd.com/baby/charting-your-fertility-cycle>
- New York State Department of Health.(2021, April). Why Is 40 Weeks so Important? Retrieved February 26, 2022, from https://www.health.ny.gov/community/pregnancy/why_is_40_weeks_so_important.ht
- Maruani, Julia & Anderson, George & Etain, Bruno & Lejoyeux, Michel & Bellivier, Frank & Geoffroy, Pierre. (2018). The neurobiology of adaptation to seasons: Relevance and correlations in bipolar disorders. *Chronobiology International*. 35. 1-19. 10.1080/07420528.2018.1487975.
- McCarver-Reyes, Michael. (2019, February 21). Revelations About Sleep and Impulsivity in Young Adults. *MedPage Today*. <https://www.medpagetoday.com/resource-centers/excessive-sleepiness-and-associated-risks-with-obstructive-sleep-apnea/revelations-sleep-and-impulsivity-young-adults/2425>
- Nautiyal, K. M., Dailey, C. A., Jahn, J. L., Rodriquez, E., Son, N. H., Sweedler, J. V., & Silver, R. (2012). Serotonin of mast cell origin contributes to hippocampal function. *The European Journal of Neuroscience*, 36(3), 2347–2359. <https://doi.org/10.1111/j.1460-9568.2012.08138.x> <https://www.ncbi.nlm.nih.gov/pmc/articles/PMC3721752/>
- Peterson DA and Sejnowski TJ (2017) A Dynamic Circuit Hypothesis for the Pathogenesis of Blepharospasm. *Front. Comput. Neurosci.* 11:11. doi: 10.3389/fncom.2017.00011
- Psychology Today Staff. (2023). Dopamine. Retrieved March 12, 2023, from: <https://www.psychologytoday.com/us/basics/dopamine>
- Sabandal, J.M., Berry, J.A. & Davis, R.L. Dopamine-based mechanism for transient forgetting. *Nature* 591, 426–430 (2021). <https://doi.org/10.1038/s41586-020-03154-y>
- Seo, D., Patrick, C. J., & Kennealy, P. J. (2008). Role of Serotonin and Dopamine System Interactions in the Neurobiology of Impulsive Aggression and its Comorbidity with other Clinical Disorders. *Aggression and violent behavior*, 13(5), 383–395. <https://doi.org/10.1016/j.avb.2008.06.003>
- Theoharides, T., Bondy, P., & Tsakalos, N. et al. (1982). Differential release of serotonin and histamine from mast cells. *Nature*, 297, 229–231. <https://doi.org/10.1038/297229a0> <https://www.nature.com/articles/297229a0>
- University of Cambridge. (2011, September 15). Serotonin levels affect the brain's response to anger. *ScienceDaily*. Retrieved February 26, 2022, from www.sciencedaily.com/releases/2011/09/110915102917.htm
- Wikipedia contributors. (2023, March 7). Dopamine. In *Wikipedia, The Free Encyclopedia*. Retrieved 17:43, March 10, 2023, from <https://en.wikipedia.org/w/index.php?title=Dopamine&oldid=1143353955>
- Wilcox, A. J., Dunson, D., & Baird, D. D. (2000). The timing of the "fertile window" in the menstrual cycle: day specific estimates from a prospective study. *BMJ (Clinical research ed.)*, 321(7271), 1259–1262. <https://doi.org/10.1136/bmj.321.7271.1259>