

This document contains Extended Abstract and Presentation file

### **Suggested Citation**

C.M. Choy, M. Varman, H.H. Masjuki. (2017, November 9-11). Investigation of Engine Emission with Diesel - Palm Biodiesel - Antioxidant Blend. Paper presented at the 10<sup>th</sup> AUN/SEED-Net Regional Conference on Energy Engineering (RCEneE2017), Yangon, Myanmar, pp. 459-464. Organized by Yangon Technological University, AUN/SEED-Net, JICA and University of Yangon.

This document is also available at:

<http://varman.net/papers/>



## Investigation of Engine Emission with Diesel-Palm Biodiesel-Antioxidant Blend

C.M. Choy, M. Varman\*, H.H. Masjuki

Centre for Energy Sciences, Department of Mechanical Engineering, University of Malaya, 50603, Kuala Lumpur, MALAYSIA

\* Corresponding author's email address: mv7\_98@yahoo.com

Received date: 09/12/2017

### Abstract

Similar properties of biodiesel to conventional diesel have made biodiesel as a promising fuel. However, its NO<sub>x</sub> emission was reported higher by most researchers in the world. In this study, antioxidants are used in the effort of improving the oxidation stability of biodiesel and reducing the NO<sub>x</sub> emission while maintaining the engine performance. *p*-Phenylenediamine (PPD) and *N,N'*-diphenyl-*p*-phenylenediamine (DPPD) are added in 0.025 wt% and 0.15 wt% concentrations, respectively into palm oil methyl ester-diesel blend. The performance characteristics of biodiesel blends are tested on a single cylinder engine with an attached emission analyser. The addition of the PPD and DPPD antioxidants improved the oxidation stability of biodiesel without affecting much in the density and kinematic viscosity. For B20 (20% biodiesel + 80% Euro 5 diesel), the addition of DPPD showed the best results by reducing NO (0.8% lower on average), CO (10.8% lower on average) and HC emission (32.9% lower on average), as compared to B7 blend. However in terms of engine performance, B20+DPPD showed higher BSFC and lower brake power when compared to B7 blend.

**Keywords:** PPD antioxidant; DPPD antioxidant; palm oil methyl ester-diesel blend; emission characteristics

### Introduction

Currently, Malaysia's diesel is a B7 blend which contains 7% of palm biodiesel and 93% of conventional diesel. Malaysian Biodiesel Association (MBA) is pushing for the implementation of B10 with the cooperation from the Ministry of Plantation Industries and Commodities as well as Malaysian Palm Oil Board (MPOB). On the other hand, in November 2014, Malaysia introduced Euro 5-grade diesel, which results in lower exhaust emission and improved air quality.

Meanwhile, many researchers reported that biodiesel improved the exhaust emission components of particulate matter (PM), carbon monoxide (CO), unburned hydrocarbon (HC) and smoke compared to conventional diesel [Li et al., 2015, Millo et al., 2015]. In addition, biodiesel is useful to reduce CO<sub>2</sub> emission through the life cycle. However, higher NO<sub>x</sub> emission than conventional diesel has been reported by the past studies [Li et al., 2015, Millo et al., 2015].

The 10<sup>th</sup> Regional Conference on Energy Engineering (RCEneE2017)  
“Energy Sufficiency and Efficiency through Regional Collaboration”



Yangon  
Technological  
University



AUN/SEED-Net



Furthermore, the engine performance from biodiesel fuel was reported to be lower than that of conventional diesel, in terms of brake power output and brake thermal efficiency (BTE).

Therefore, a lot of innovative solutions either through engine enhancements or fuel enhancements had been conducted by researchers in order to improve physicochemical properties and emission characteristics of biodiesel. In this regard, addition of antioxidants to biodiesel blend has the potential to improve physicochemical properties and exhaust emission of biodiesel blend [Barrios et al., 2014, Palash et al., 2014]. Although many studies have been experimentally done with various antioxidants [Barrios et al., 2014, Palash et al., 2014], the present study uses *p*-Phenylenediamine (PPD) and *N,N'*-diphenyl-*p*-phenylenediamine (DPPD) with B10 and B20 of palm biodiesel blend in the conventional diesel engine.

## Material and Methods

Euro 5 diesel is chosen as a baseline fuel to evaluate its performance and emission characteristics in a diesel engine. All diesel sold in Malaysia consists of 7% blend of biodiesel (B7). Biodiesel, PPD antioxidant and DPPD antioxidant are purchased from local suppliers. Based on the research by Varatharajan et al. [2011] and Varatharajan et al. [2013], the optimal concentrations to reduce NO<sub>x</sub> emission for DPPD and PPD are 0.15 wt% and 0.025 wt%, respectively. These concentrations will be adapted in the present study.

The Rancimat instrument is used to determine the oxidation stability of biodiesel (B100). Stabinger viscometer is used to measure the kinematic viscosity and density of the fuels. For engine performance test, B10 and B20 blends were used and benchmarked with B7 blend. The engine performance test was carried out on a 0.6L single-cylinder, 4-stroke, direct injection diesel engine. The test engine is directly coupled to a 20kW eddy current dynamometer. BOSCH BEA150 emission analyzer is used to analyze the exhaust gases such as carbon monoxide (CO), hydrocarbon (HC) and nitric oxide (NO). All the tests were conducted at Energy Efficiency and Heat Engine Laboratory of Mechanical Engineering Department, University of Malaya.

## Results and Discussions

The addition of antioxidant into biodiesel slightly increased the kinematic viscosity by 0.6% for DPPD and 0.1% for PPD. Higher kinematic viscosity implies that the fuel receives higher resistance during the flow in the fuel line, which leads to higher delay in the start of ignition [Hoekman et al., 2012]. Oxidation stability of B100 showed 18.6 hours of induction period, which meets both ASTM D6751 and EN 14214 standard specifications. The addition of both DPPD and PPD into B100 increased the oxidation stability up to more than 23 hours of induction period.

Highest reduction in engine brake power can be observed with B10+PPD and B20+DPPD, with 4.4% and 4.3% reductions, respectively compared to B7 at an engine speed of 1900 rpm (Figure 1.1). Generally, the addition of antioxidants reduces the engine brake power. The possible reason is the higher density and kinematic viscosity which leads to poor atomization and low combustion efficiency [Haşimoğlu et al., 2008].

The 10<sup>th</sup> Regional Conference on Energy Engineering (RCEnE2017)  
“Energy Sufficiency and Efficiency through Regional Collaboration”



Yangon  
Technological  
University



AUN/SEED-Net



At 1100-1900 rpm, BSFC increased between 3.1% and 8.9% for B10+PPD and B20+DPPD as compared to B7 (Figure 1.2). The possible reason of the increment is the lower heating value of biodiesel, in which more fuel is needed to produce the same amount of power. However, at higher engine speed (2300rpm), all biodiesel+antioxidant blends caused reductions in BSFC within the range of 10.2% to 20.3% in contrast to B7. The reduction in BSFC might be due to the friction reduction properties of the aromatic amine based antioxidants [Varatharajan et al., 2011].

At 1100 rpm, the NO emissions of biodiesel blends are comparatively higher than B7. However, the difference reduced with increasing engine speed (Figure 1.1). The NO emission eventually reduced at 2300 rpm, with B10+PPD and B20+DPPD showed reduction in NO emission by 4.5% and 7.1%, respectively. The reductions in NO emission from biodiesel+antioxidant mixtures are mainly due to the suppression of peroxy free radical formations by reaction with aromatic amine antioxidants [Varatharajan et al., 2013].

Besides that, B20+DPPD showed the best CO reduction among the biodiesel blends, within the range of 3.1% to 22.8% as compared to B7 (Figure 1.2). The possible reason is due to its higher oxygen content and higher cetane number [Kivevele et al., 2011]. B20+DPPD also reduced the HC emission by 19.1% to 50% in contrast to B7 (Figure 1.3). This is due to the antioxidant that increases the cetane number of the fuel, in which HC emission is reduced [Kivevele et al., 2013].

## Conclusions

DPPD antioxidant showed better emission characteristics than PPD. As the Malaysian Biodiesel Association pushes the government to implement B10 and B20 in stages, DPPD can be considered to improve emission characteristics of biodiesel in the future.

## Acknowledgments

The authors would like to thank the Ministry of Higher Education (MOHE) of Malaysia for FRGS FP007-2014A support.

## References

- [1] BARRIOS, C. C., MARTÍN, C., DOMÍNGUEZ-SÁEZ, A., ÁLVAREZ, P., PUJADAS, M. & CASANOVA, J. 2014. Effects of the addition of oxygenated fuels as additives on combustion characteristics and particle number and size distribution emissions of a TDI diesel engine. *Fuel*, **132**, 93-100.
- [2] HAŞIMOĞLU, C., CINIVIZ, M., ÖZSERT, İ., İÇİNGÜR, Y., PARLAK, A. & SAHIR SALMAN, M. 2008. Performance characteristics of a low heat rejection diesel engine operating with biodiesel. *Renewable Energy*, **33**, 1709-1715.
- [3] HOEKMAN, S. K., BROCH, A., ROBBINS, C., CENICEROS, E. & NATARAJAN, M. 2012. Review of biodiesel composition, properties, and specifications. *Renewable and Sustainable Energy Reviews*, **16**, 143-169.

The 10<sup>th</sup> Regional Conference on Energy Engineering (RCEneE2017)  
“Energy Sufficiency and Efficiency through Regional Collaboration”



Yangon  
Technological  
University



**AUN/SEED-Net**



- 
- [4] KIVEVELE, T. T. & HUAN, Z. 2013. Effects of Antioxidants on the Cetane number, Viscosity, Oxidation Stability, and Thermal Properties of Biodiesel Produced from Nonedible Oils. *Energy Technology*, **1**, 537-543.
- [5] KIVEVELE, T. T., KRISTÓF, L., BERECZKY, Á. & MBARAWA, M. M. 2011. Engine performance, exhaust emissions and combustion characteristics of a CI engine fuelled with croton megalocarpus methyl ester with antioxidant. *Fuel*, **90**, 2782-2789.
- [6] LI, L., WANG, J., WANG, Z. & XIAO, J. 2015. Combustion and emission characteristics of diesel engine fueled with diesel/biodiesel/pentanol fuel blends. *Fuel*, **156**, 211-218.
- [7] MILLO, F., DEBNATH, B. K., VLACHOS, T., CIARAVINO, C., POSTRIOTI, L. & BUITONI, G. 2015. Effects of different biofuels blends on performance and emissions of an automotive diesel engine. *Fuel*, **159**, 614-627.
- [8] PALASH, S. M., KALAM, M. A., MASJUKI, H. H., ARBAB, M. I., MASUM, B. M. & SANJID, A. 2014. Impacts of NO<sub>x</sub> reducing antioxidant additive on performance and emissions of a multi-cylinder diesel engine fueled with Jatropha biodiesel blends. *Energy Conversion and Management*, **77**, 577-585.
- [9] VARATHARAJAN, K. & CHERALATHAN, M. 2013. Effect of aromatic amine antioxidants on NO<sub>x</sub> emissions from a soybean biodiesel powered DI diesel engine. *Fuel Processing Technology*, **106**, 526-532.
- [10] VARATHARAJAN, K., CHERALATHAN, M. & VELRAJ, R. 2011. Mitigation of NO<sub>x</sub> emissions from a jatropha biodiesel fuelled DI diesel engine using antioxidant additives. *Fuel*, **90**, 2721-2725.

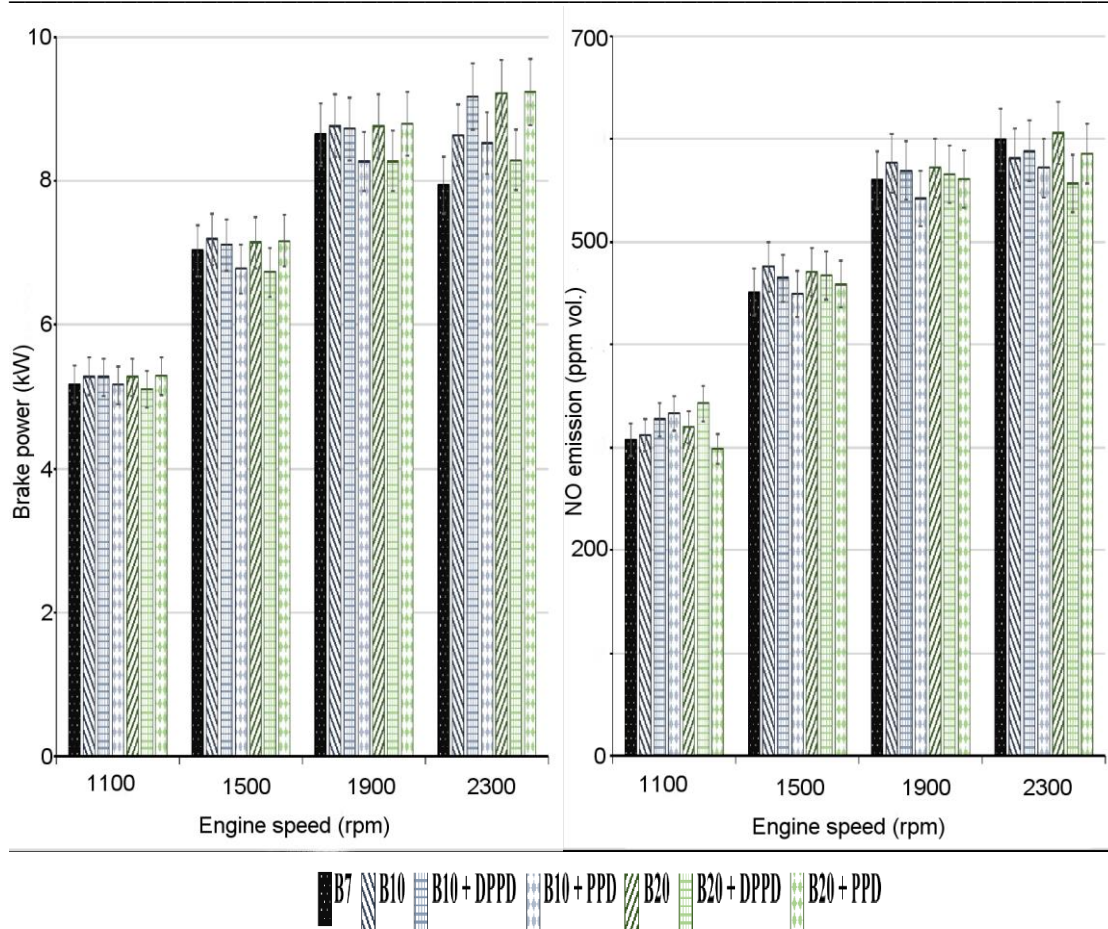
The 10<sup>th</sup> Regional Conference on Energy Engineering (RCEnE2017)  
 “Energy Sufficiency and Efficiency through Regional Collaboration”



Yangon  
 Technological  
 University



AUN/SEED-Net



**Figure 1.1** Variation in engine brake power and NO emission at different engine speeds at full load condition.

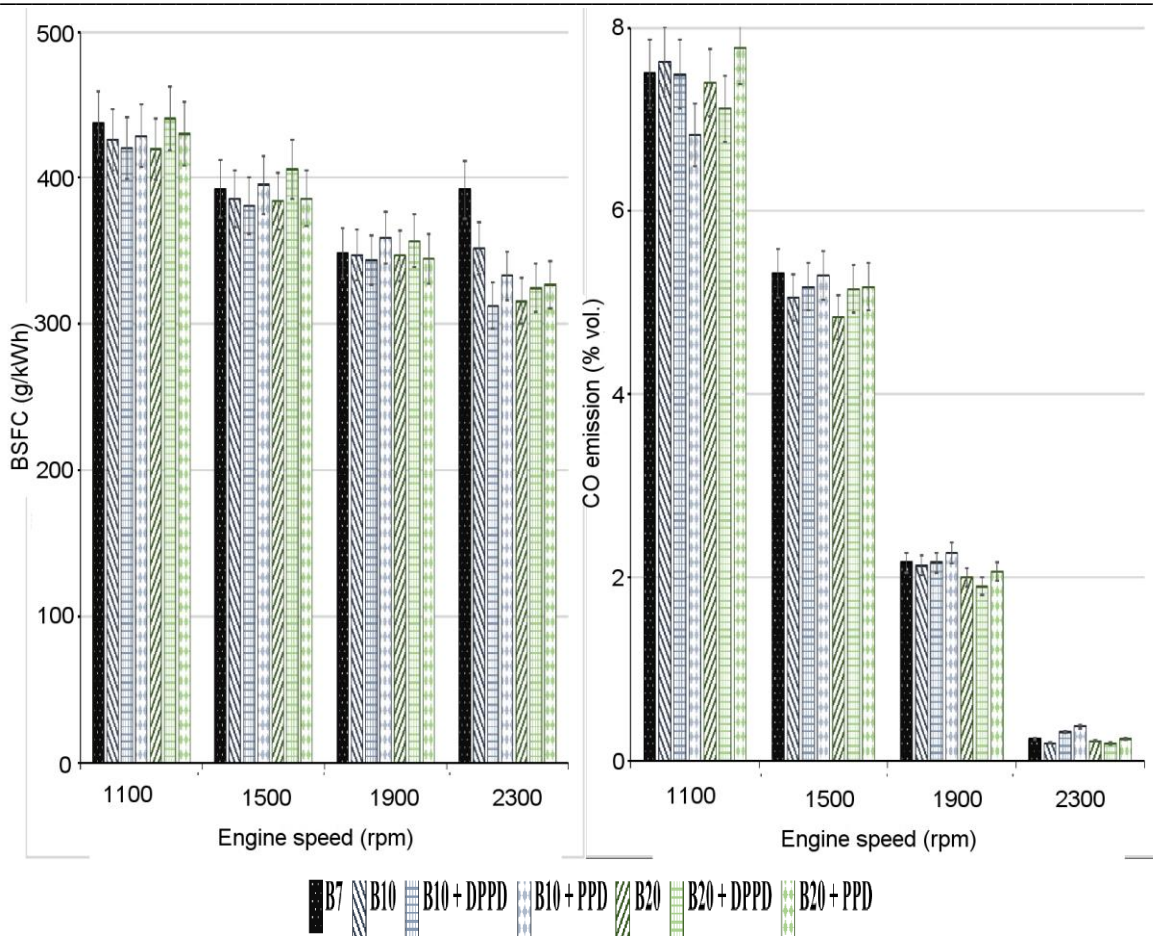
The 10<sup>th</sup> Regional Conference on Energy Engineering (RCEnE2017)  
 “Energy Sufficiency and Efficiency through Regional Collaboration”



Yangon  
 Technological  
 University



AUN/SEED-Net



**Figure 1.2** Variation in engine brake specific fuel consumption (BSFC) and CO emission at different engine speeds at full load condition.

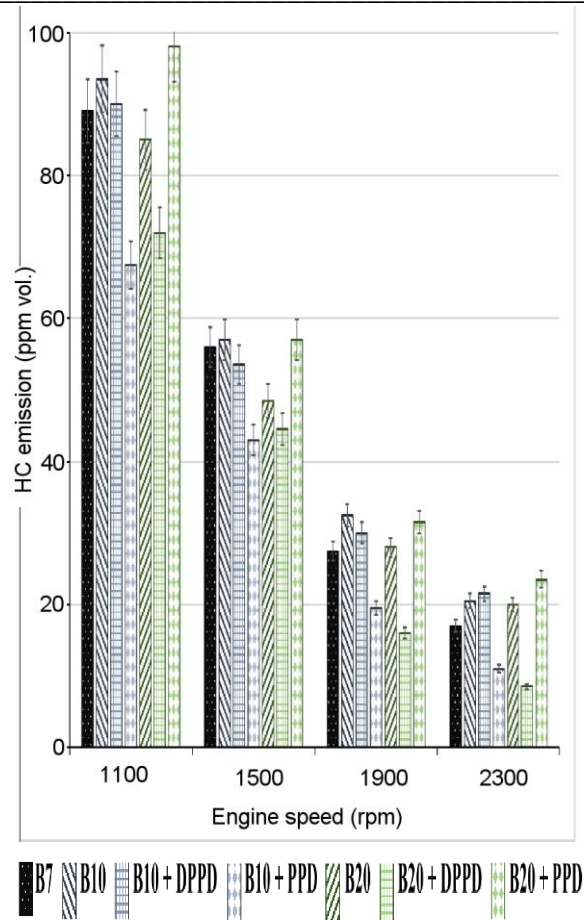
The 10<sup>th</sup> Regional Conference on Energy Engineering (RCEnE2017)  
“Energy Sufficiency and Efficiency through Regional Collaboration”



Yangon  
Technological  
University



AUN/SEED-Net



**Figure 1.3** Variation in engine unburned hydrocarbon (HC) emission at different engine speeds at full load condition.



# Investigation of Engine Emission with Diesel-Palm Biodiesel-Antioxidant Blend

**C.M. Choy, M. Varman, H.H. Masjuki**

**Presenter: MAHENDRA VARMAN**

CENTRE FOR ENERGY SCIENCES, DEPARTMENT OF MECHANICAL  
ENGINEERING, FACULTY OF ENGINEERING, UNIVERSITY OF MALAYA, 50603,  
KUALA LUMPUR, MALAYSIA

# INTRODUCTION

- ▶ Malaysia's diesel is a **B7 blend (7% palm biodiesel + 93% diesel blend)**.
- ▶ Malaysia Biodiesel Association is pushing for the implementation of **B10 and B20 gradually**, with the cooperation from the Ministry and Malaysian Palm Oil Board (MPOB)
  - ❖ **Benefits our economy** in terms of energy security (reducing dependence on foreign oil)

# Euro 5 Diesel / Clean Diesel

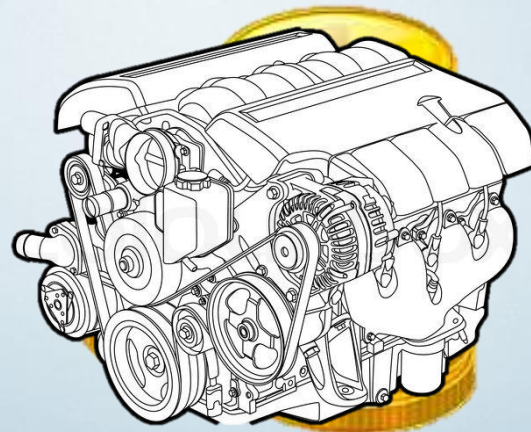
3



Retrieved from: [www.arenakereta.com](http://www.arenakereta.com)

In November 2014, Malaysia introduced Euro 5-grade diesel, which results in lower exhaust emission and improved air quality.

**Euro 2-grade standard Diesel** is also available



Priced at **RM2.27** per litre  
(upd. 1<sup>st</sup> Nov 2017)

Only **RM0.10** higher than  
Euro 2 Diesel

8<sup>th</sup> Nov 2017 – RM0.03  
increase.

(BHPetrol, 2015; Shell, 2016)

# PROBLEM STATEMENT

1. Many researchers reported that biodiesel improved the PM, CO, HC and smoke emission compared to petroleum diesel. However, the **NO<sub>x</sub> emission is higher**.
2. The addition of biodiesel into clean diesel increases the **viscosity** of the fuels and may cause fuel filter clog.
3. A lot of innovative solutions had been taken to improve the emission characteristics. **Addition of antioxidants (additive)** to biodiesel blend shows a strong potential.

# OBJECTIVE

1. To investigate viscosity, density and oxidation stability of diesel-Palm biodiesel-antioxidant fuel blend
2. To investigate the **engine performance** at full load condition using diesel-Palm biodiesel-antioxidant fuel blend

# SCOPE OF STUDY

- ▶ Euro 5-grade diesel was used in this study
- ▶ Biodiesel: Palm biodiesel/ Palm Methyl Ester (PME)
- ▶ Antioxidants additives (aromatic amines):
  - ▶ *p*-Phenylenediamine (PPD)
  - ▶ *N,N'*-diphenyl-*p*-phenylenediamine (DPPD)

# LITERATURE REVIEW

## Optimum concentration of antioxidant additives

- ▶ PPD: 0.025% (m) (Varatharajan et al., 2011)
  - ▶ Reduced NO<sub>x</sub> emission by **43.55%**, compared to B100
- ▶ DPPD: 0.15% (m) (Varatharajan et al., 2013)

Biodiesel blends	B5	B10	B15	B20
Reduction of NO <sub>x</sub> (compared to B100)	8.03%	3.50%	13.65%	16.54%

- ▶ Both concentration are adapted in this project.



# METHODOLOGY

# Consumables

- ▶ Euro 5 Diesel, Palm biodiesel, additives - all purchased from local suppliers
- ▶ Palm biodiesel & diesel blend investigated - **B10** (10% Palm biodiesel + 90% diesel) and **B20**
- ▶ Results will be compared with **B7** blend
- ▶ Antioxidant - PPD **0.025%** and DPPD **0.15%**

# Fuel Blends

- ▶ Electronic shaker was used to blend the fuel.
  - ▶ 350 rpm for 1 hour.

Euro 5 B7	
Euro 5 B10	
Euro 5 B10 + 0.025% PPD	Euro 5 B10 + 0.15% DPPD
Euro 5 B20	
Euro 5 B20 + 0.025% PPD	Euro 5 B20 + 0.15% DPPD

# Equipment

► Viscosity/ density



(SVM3000 Stabinger Viscometer)

► Oxidation stability



(873 Biodiesel Rancimat)

# Technical Specification of Diesel Engine

13




## Yanmar TF 120M

- ▶ Direct injection
- ▶ 4-stroke single-cylinder diesel engine
- ▶ Cylinder bore x stroke: 92 x 96mm
- ▶ Displacement: 0.638 L
- ▶ Compression ratio: 17.7
- ▶ Maximum engine speed: **2400 rpm**

# Technical Specification of Dynamometer

14



- ▶ Max. Power: 20 kW
- ▶ Max. Speed: 10,000 rpm
- ▶ Max. Torque: 80 Nm
- ▶ Water flow rate: 14 L/min
- ▶ Water pressure: 23 lbf/in<sup>2</sup>
- ▶ Electricity: 220 V, 50/60 Hz, 0.5 A

# Bosch Emission Analyser

15



Main instrument to measure emission components of:

- NO
- CO
- HC

# Running Conditions

Engine is first run with clean diesel

- For flushing & warm-up

Fuel flow rate and exhaust emission are measured at the same time.

Run with biodiesel blends for five minutes.

- To remove residual diesel in fuel line

DAQ is started.

- Engine conditions:
  - Full Load
  - 1100 to 2300rpm with interval of 400rpm

- ▶ The same blends are repeated twice for an average results.
- ▶ The same procedure are repeated for other blends.



# Calculation

▶ **Brake power,**

$$\text{▶ } BP = \frac{2\pi NT}{60}$$

▶ **Brake specific fuel consumption,**

$$\text{▶ } BSFC \text{ (g/kWh)} = \frac{m_f}{BP}$$

where,  $m_f$  = mass flow rate of fuel (g/h)

BP = brake power (kW)

# RESULTS & DISCUSSION

# Viscosity, Density and Oxidation Stability

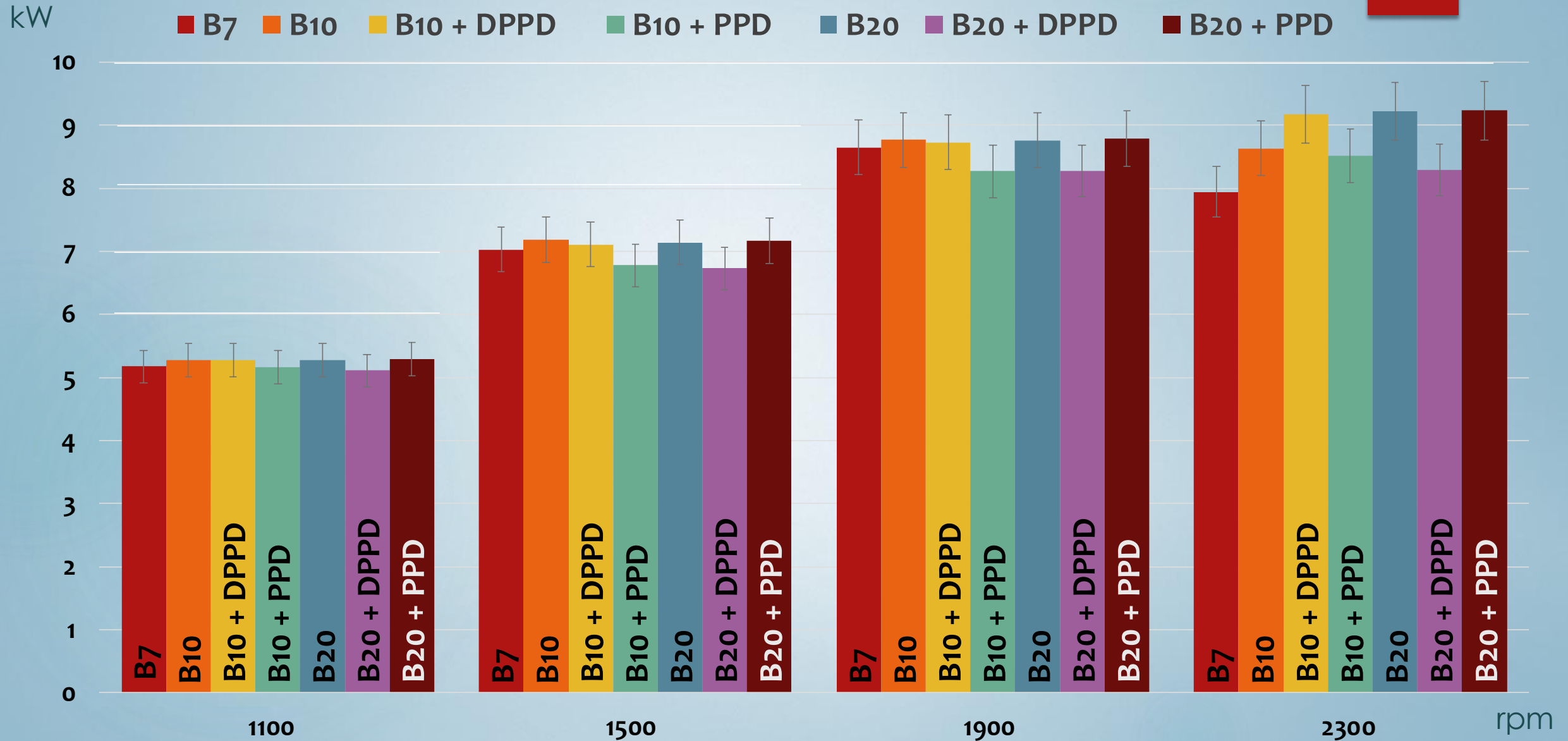
Parameters	B100	B100 + 0.15% (m) DPPD	B100 + 0.025% (m) PPD	ASTM D6751	EN 14214
Density @40°C (kg/m <sup>3</sup> )	857.3	857.7 <b>+0.05%</b>	857.4 <b>+0.01%</b>	N/S	860 – 900 (@15° C )
Kinematic viscosity @40°C (mm <sup>2</sup> /s)	4.5490	4.5767 <b>+0.6%</b>	4.5534 <b>+0.1%</b>	1.9 – 6.0	3.5 – 5.0
Induction time (hour)	18.57	<b>&gt;23</b>	<b>&gt;23</b>	>3	>6

**Addition of DPPD and PPD slightly increased density and kinematic viscosity, but improved oxidation stability of B100**

# Engine Performance

# Brake power (kW) vs engine speed (rpm)

21



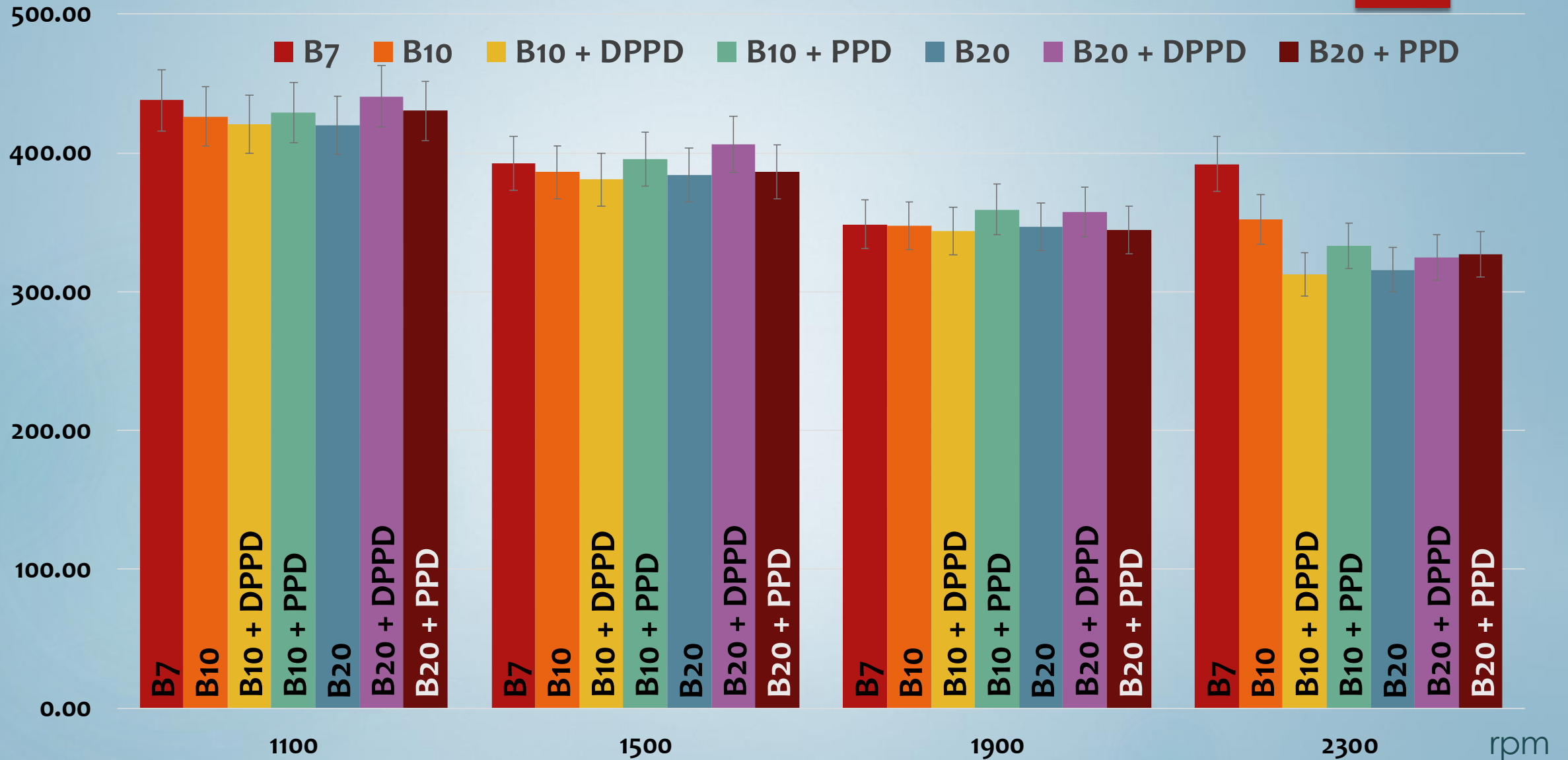
# Brake power

(antioxidant additives)

- ▶ Highest reduction in engine brake power can be observed with B10+PPD and B20+DPPD, with 4.4% and 4.3% reductions, respectively compared to B7 at 1900 rpm
- ▶ Generally, addition of **antioxidant additives** to biodiesel blends **reduces** BP.
  - ▶ May be due to combined effect of lower energy content (lower calorific value and higher viscosity) (Rizwanul Fattah et al., 2014).

# BSFC (g/kWh) vs engine speed

23



# Brake specific fuel consumption (antioxidant additives)

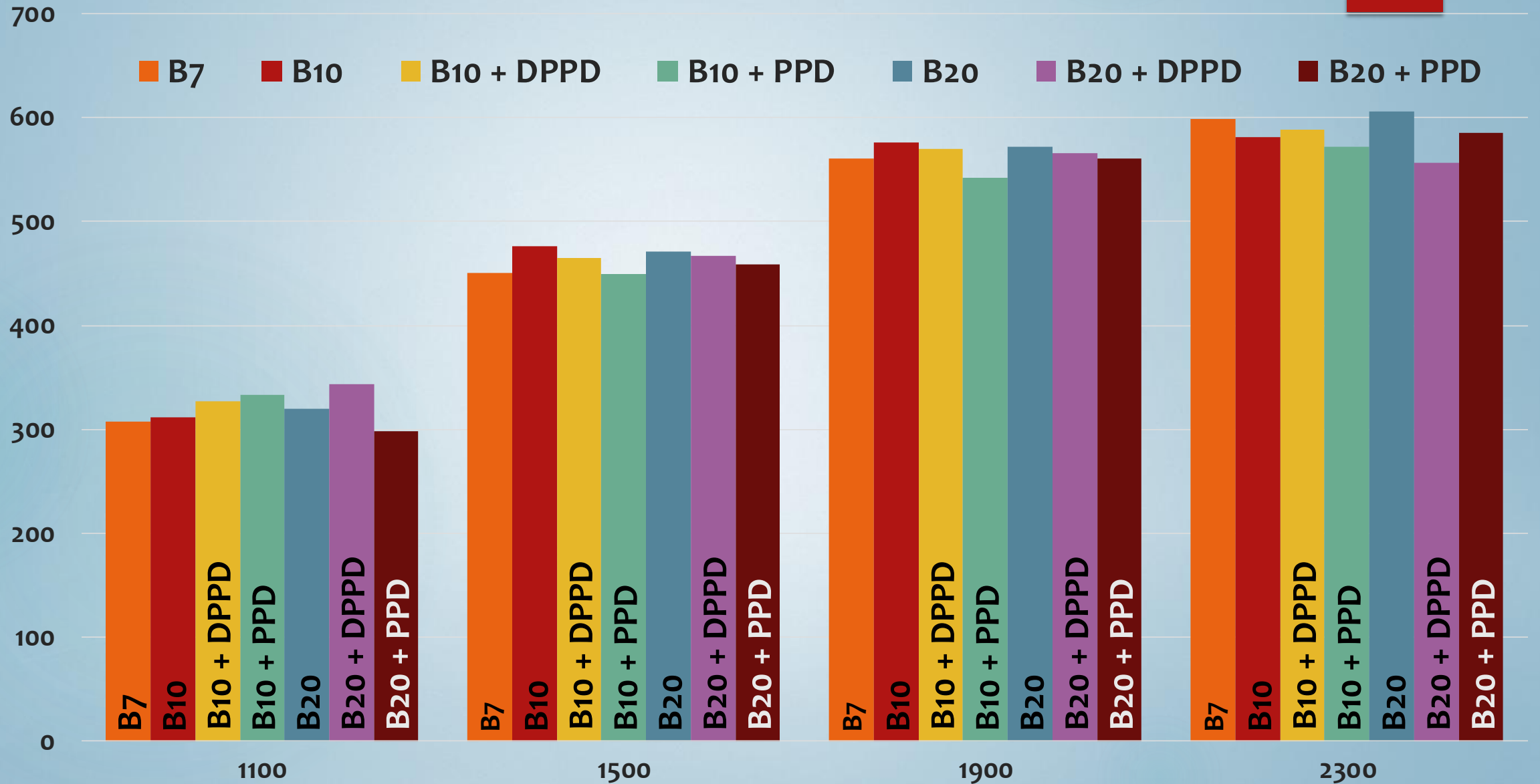
- ▶ At 1100-1900 rpm, BSFC increased between 3.1% and 8.9% for B10+PPD and B20+DPPD as compared to B7.
  - ▶ May be due to **lower heating value** of biodiesel compared to diesel fuel (Palash et al., 2014).
- ▶ At 2300rpm, all biodiesel+antioxidant blends caused reductions in BSFC within the range of 10.2% to 20.3% in contrast to B7.
  - ▶ Due to **friction reduction properties of amines** (Varatharajan et al., 2011).



# Emission Characteristics

# NO Emission (ppm) with engine speed

26

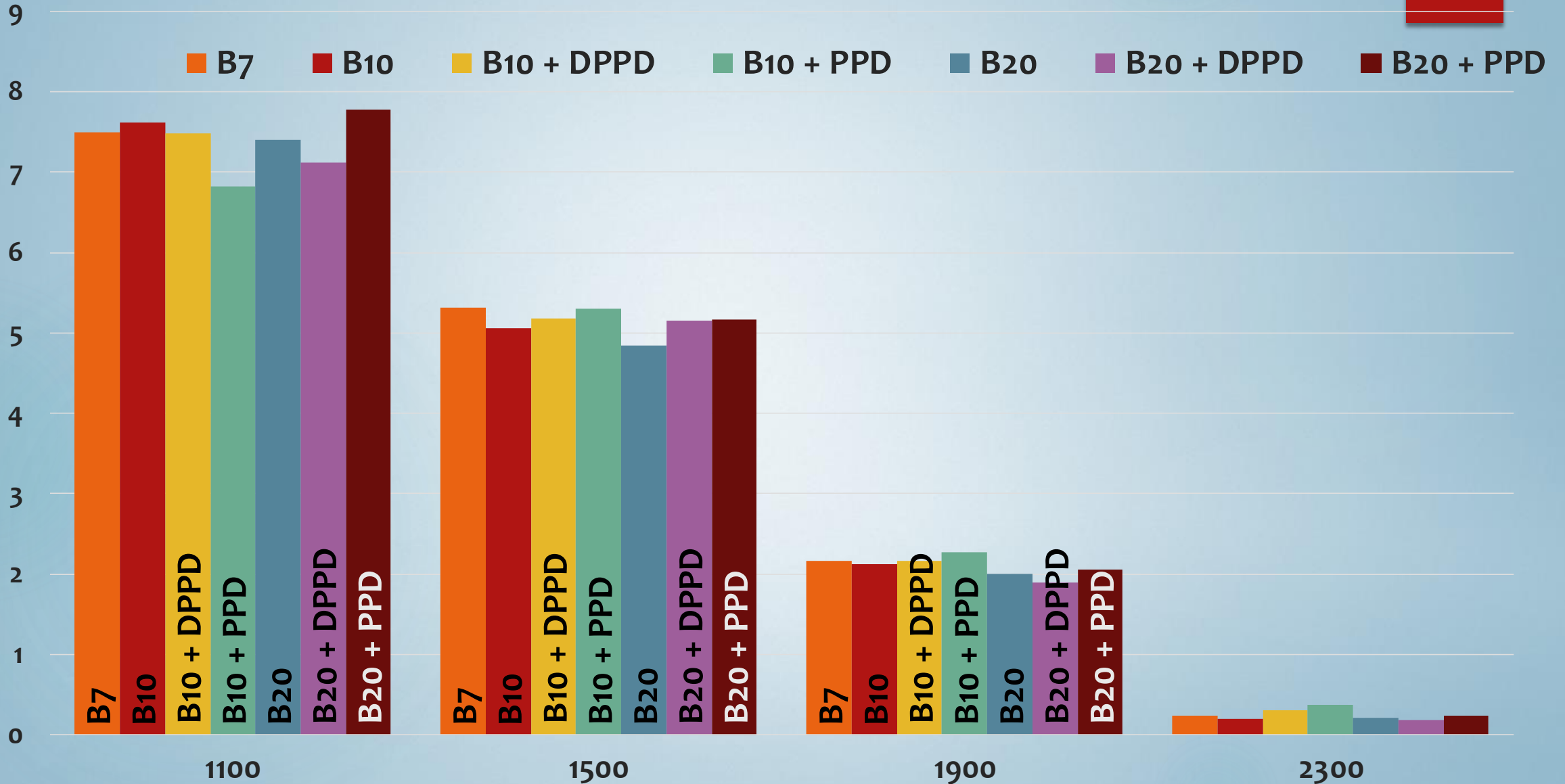


# NO emission

(antioxidant additives)

- ▶ At 1100 rpm, the NO emissions of biodiesel blends are comparatively higher than B7.
- ▶ However, the difference reduced with increasing engine speed.
- ▶ At 2300 rpm, B10+PPD and B20+DPPD showed reduction in NO emission by 4.5% and 7.1%, respectively.
- ▶ The reductions in NO emission from biodiesel+antioxidant mixtures are mainly due to the suppression of peroxy free radical formations by reaction with aromatic amine antioxidants [Varatharajan et al., 2013].

# CO Emission (% vol.) with engine speed



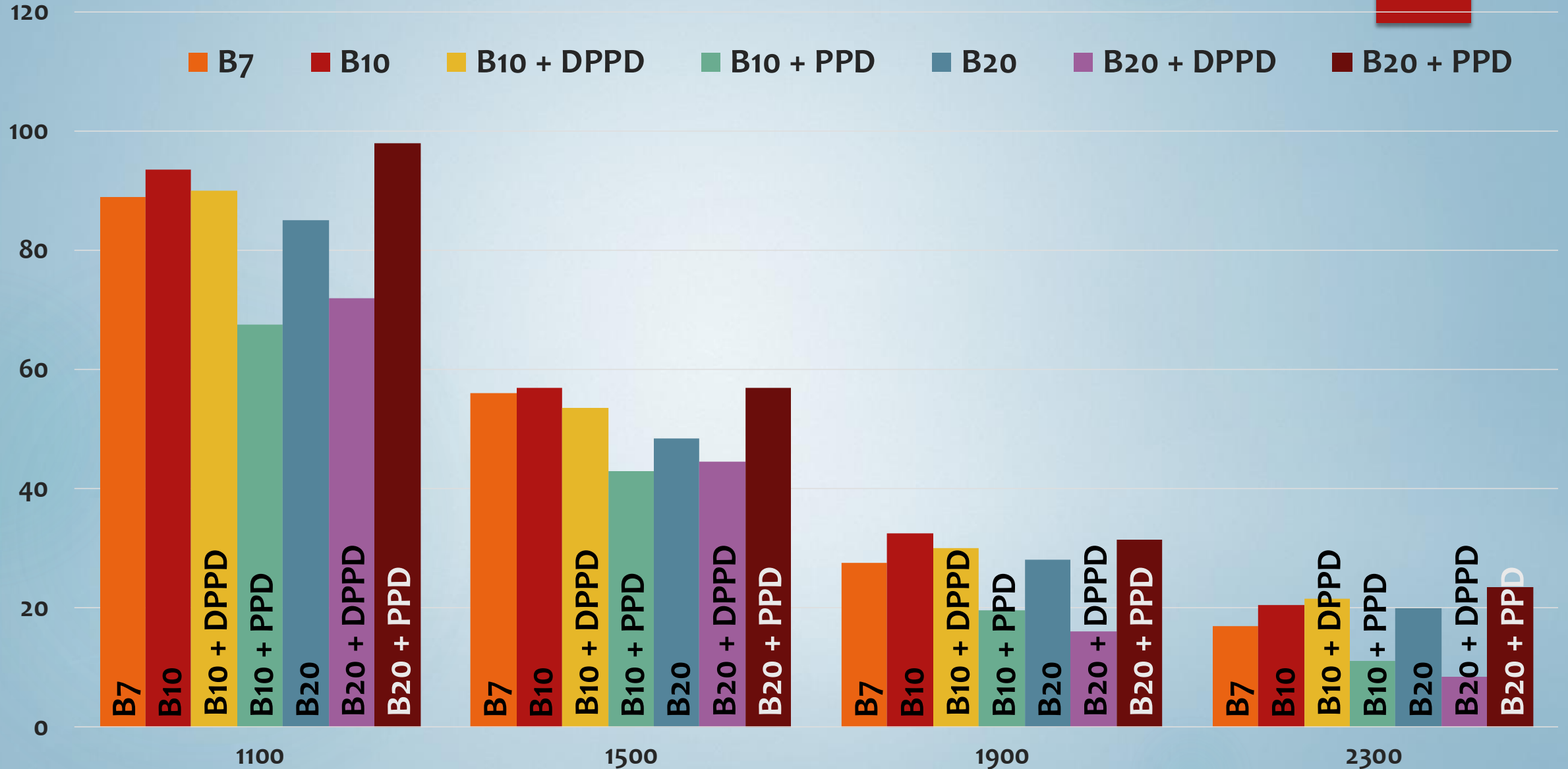
# CO emission

(antioxidant additives)

- ▶ B20+DPPD showed the best CO reduction among the biodiesel blends, within the range of 3.1% to 22.8% as compared to B7.
- ▶ The possible reason is due to its higher oxygen content and higher Cetane number [Kivevele et al., 2011]

# HC Emission (ppm) with engine speed

30



# HC emission

(antioxidant additives)

- ▶ B20+DPPD reduced the HC emission by 19.1% to 50% in contrast to B7
- ▶ This is may be due to the antioxidant that increases the Cetane number of the fuel, in which HC emission is reduced [Kivevele et al., 2013]

# CONCLUSION



- ▶ The addition of the PPD and DPPD into biodiesel blends **improved oxidation stability** with slight increase in the density and kinematic viscosity.
- ▶ DPPD antioxidant showed better emission characteristics than PPD
- ▶ As the Malaysian Biodiesel Association pushes the government to implement B10 and B20 in stages, DPPD can be considered to improve emission characteristics of biodiesel in the future

# Acknowledgments

The authors would like to thank the Ministry of Higher Education (MOHE) of Malaysia for FRGS FP007-2014A support




THANK YOU  
FOR YOUR KIND ATTENTION!

ABSTRACT PROCEEDINGS


# THE 10<sup>th</sup> AUN/SEED-NET REGIONAL CONFERENCE ON ENERGY ENGINEERING

Yangon, Myanmar  
November 9 - 11, 2017



**AUN/SEED-Net** 





ABSTRACT PROCEEDINGS

**THE 10<sup>th</sup> AUN/SEED-NET REGIONAL CONFERENCE  
ON ENERGY ENGINEERING**

Yangon, Myanmar  
November 9 - 11, 2017

Department of Mechanical Engineering,  
Yangon Technological University

ISBN 978-99971-0-358-1



9 789997 103581 >