

The Graphical law behind the NTC's Hebrew and English Dictionary by Arie Comey and Naomi Tsur

Anindya Kumar Biswas* and Bawansuk Lyngkhoi(2019-2021 M.Sc. student)

Department of Physics;

North-Eastern Hill University,

Mawkynroh-Umshing, Shillong-793022.

(Dated: September 24, 2021)

Abstract

We study the NTC's Hebrew and English Dictionary, 2000 edition (The Most Practical and Easy-to-Use Dictionary of Modern Hebrew and English), by Arie Comey and Naomi Tsur. We draw the natural logarithm of the number of the Hebrew words, normalised, starting with a letter vs the natural logarithm of the rank of the letter, normalised. We find that the NTC's Hebrew words underlie a magnetisation curve of a Spin-Glass in the presence of little external magnetic field. We obtain one third as the naturalness number of the Hebrew as seen through this dictionary.

* anindya@nehu.ac.in

I. INTRODUCTION

In this world, each and everyone is aware of the Hebrew language or, its speakers directly or, indirectly. To look for the graphical law behind the Hebrew language comes naturally. We study magnetic field pattern behind the Hebrew words of the NTC's dictionary of the Hebrew and English,[1] in this article. We have started considering magnetic field pattern in [2], in the languages we converse with. We have studied there, a set of natural languages, [2] and have found existence of a magnetisation curve under each language. We have termed this phenomenon as graphical law.

Then, we moved on to investigate into, [3], dictionaries of five disciplines of knowledge and found existence of a curve magnetisation under each discipline. This was followed by finding of the graphical law behind the Bengali language,[4] and the Basque language[5]. This was pursued by finding of the graphical law behind the Romanian language, [6], five more disciplines of knowledge, [7], Onsager core of Abor-Miri, Mising languages,[8], Onsager Core of Romanised Bengali language,[9], the graphical law behind the Little Oxford English Dictionary, [10], the Oxford Dictionary of Social Work and Social Care, [11], the Visayan-English Dictionary, [12], Garo to English School Dictionary, [13], Mursi-English-Amharic Dictionary, [14] and Names of Minor Planets, [15], A Dictionary of Tibetan and English, [16], Khasi English Dictionary, [17], Turkmen-English Dictionary, [18], Webster's Universal Spanish-English Dictionary, [19], A Dictionary of Modern Italian, [20], Langenscheidt's German-English Dictionary, [21], Essential Dutch dictionary by G. Quist and D. Strik, [22], Swahili-English dictionary by C. W. Rechenbach, [23], Larousse Dictionnaire De Poche for the French, [24], the Onsager's solution behind the Arabic, [25] and the graphical law behind Langenscheidt Taschenwörterbuch Deutsch-Englisch / Englisch-Deutsch, Völlige Neubearbeitung, [26], respectively.

The planning of the paper is as follows. We give an introduction to the standard curves of magnetisation of Ising model in the section II. In the section III, we describe the analysis of the Hebrew words of the NTC's Hebrew and English dictionary, [1]. Section IV is Acknowledgment. The last section is Bibliography.

II. MAGNETISATION

A. Bragg-Williams approximation

Let us consider a coin. Let us toss it many times. Probability of getting head or, tale is half i.e. we will get head and tale equal number of times. If we attach value one to head, minus one to tale, the average value we obtain, after many tossing is zero. Instead let us consider a one-sided loaded coin, say on the head side. The probability of getting head is more than one half, getting tale is less than one-half. Average value, in this case, after many tossing we obtain is non-zero, the precise number depends on the loading. The loaded coin is like ferromagnet, the unloaded coin is like para magnet, at zero external magnetic field. Average value we obtain is like magnetisation, loading is like coupling among the spins of the ferromagnetic units. Outcome of single coin toss is random, but average value we get after long sequence of tossing is fixed. This is long-range order. But if we take a small sequence of tossing, say, three consecutive tossing, the average value we obtain is not fixed, can be anything. There is no short-range order.

Let us consider a row of spins, one can imagine them as spears which can be vertically up or, down. Assume there is a long-range order with probability to get a spin up is two third. That would mean when we consider a long sequence of spins, two third of those are with spin up. Moreover, assign with each up spin a value one and a down spin a value minus one. Then total spin we obtain is one third. This value is referred to as the value of long-range order parameter. Now consider a short-range order existing which is identical with the long-range order. That would mean if we pick up any three consecutive spins, two will be up, one down. Bragg-Williams approximation means short-range order is identical with long-range order, applied to a lattice of spins, in general. Row of spins is a lattice of one dimension.

Now let us imagine an arbitrary lattice, with each up spin assigned a value one and a down spin a value minus one, with an unspecified long-range order parameter defined as above by $L = \frac{1}{N}\sum_i\sigma_i$, where σ_i is i-th spin, N being total number of spins. L can vary from minus one to one. $N = N_+ + N_-$, where N_+ is the number of up spins, N_- is the number of down spins. $L = \frac{1}{N}(N_+ - N_-)$. As a result, $N_+ = \frac{N}{2}(1 + L)$ and $N_- = \frac{N}{2}(1 - L)$. Magnetisation or, net magnetic moment , M is $\mu\sum_i\sigma_i$ or, $\mu(N_+ - N_-)$ or, μNL , $M_{max} = \mu N$. $\frac{M}{M_{max}} = L$. $\frac{M}{M_{max}}$ is

referred to as reduced magnetisation. Moreover, the Ising Hamiltonian,[27], for the lattice of spins, setting μ to one, is $-\epsilon \sum_{n.n} \sigma_i \sigma_j - H \sum_i \sigma_i$, where n.n refers to nearest neighbour pairs. The difference ΔE of energy if we flip an up spin to down spin is, [28], $2\epsilon\gamma\bar{\sigma} + 2H$, where γ is the number of nearest neighbours of a spin. According to Boltzmann principle, $\frac{N_-}{N_+}$ equals $exp(-\frac{\Delta E}{k_B T})$, [29]. In the Bragg-Williams approximation,[30], $\bar{\sigma} = L$, considered in the thermal average sense. Consequently,

$$\ln \frac{1+L}{1-L} = 2 \frac{\gamma\epsilon L + H}{k_B T} = 2 \frac{L + \frac{H}{\gamma\epsilon}}{\frac{T}{\gamma\epsilon/k_B}} = 2 \frac{L + c}{\frac{T}{T_c}} \quad (1)$$

where, $c = \frac{H}{\gamma\epsilon}$, $T_c = \gamma\epsilon/k_B$, [31]. $\frac{T}{T_c}$ is referred to as reduced temperature.

Plot of L vs $\frac{T}{T_c}$ or, reduced magnetisation vs. reduced temperature is used as reference curve. In the presence of magnetic field, $c \neq 0$, the curve bulges outward. Bragg-Williams is a Mean Field approximation. This approximation holds when number of neighbours interacting with a site is very large, reducing the importance of local fluctuation or, local order, making the long-range order or, average degree of freedom as the only degree of freedom of the lattice. To have a feeling how this approximation leads to matching between experimental and Ising model prediction one can refer to FIG.12.12 of [28]. W. L. Bragg was a professor of Hans Bethe. Rudolf Peierls was a friend of Hans Bethe. At the suggestion of W. L. Bragg, Rudolf Peierls following Hans Bethe improved the approximation scheme, applying quasi-chemical method.

B. Bethe-peierls approximation in presence of four nearest neighbours, in absence of external magnetic field

In the approximation scheme which is improvement over the Bragg-Williams, [27],[28],[29],[30],[31], due to Bethe-Peierls, [32], reduced magnetisation varies with reduced temperature, for γ neighbours, in absence of external magnetic field, as

$$\frac{\ln \frac{\gamma}{\gamma-2}}{\ln \frac{factor-1}{factor^{\frac{\gamma-1}{\gamma}} - factor^{\frac{1}{\gamma}}}} = \frac{T}{T_c}; factor = \frac{\frac{M}{M_{max}} + 1}{1 - \frac{M}{M_{max}}} \quad (2)$$

$\ln \frac{\gamma}{\gamma-2}$ for four nearest neighbours i.e. for $\gamma = 4$ is 0.693. For a snapshot of different kind of magnetisation curves for magnetic materials the reader is urged to give a google search "reduced magnetisation vs reduced temperature curve". In the following, we describe

BW	BW($c=0.01$)	BP($4, \beta H = 0$)	reduced magnetisation
0	0	0	1
0.435	0.439	0.563	0.978
0.439	0.443	0.568	0.977
0.491	0.495	0.624	0.961
0.501	0.507	0.630	0.957
0.514	0.519	0.648	0.952
0.559	0.566	0.654	0.931
0.566	0.573	0.7	0.927
0.584	0.590	0.7	0.917
0.601	0.607	0.722	0.907
0.607	0.613	0.729	0.903
0.653	0.661	0.770	0.869
0.659	0.668	0.773	0.865
0.669	0.676	0.784	0.856
0.679	0.688	0.792	0.847
0.701	0.710	0.807	0.828
0.723	0.731	0.828	0.805
0.732	0.743	0.832	0.796
0.756	0.766	0.845	0.772
0.779	0.788	0.864	0.740
0.838	0.853	0.911	0.651
0.850	0.861	0.911	0.628
0.870	0.885	0.923	0.592
0.883	0.895	0.928	0.564
0.899	0.918		0.527
0.904	0.926	0.941	0.513
0.946	0.968	0.965	0.400
0.967	0.998	0.965	0.300
0.987		1	0.200
0.997		1	0.100
1	1	1	0

TABLE I. Reduced magnetisation vs reduced temperature data s for Bragg-Williams approximation, in absence of and in presence of magnetic field, $c = \frac{H}{\gamma\epsilon} = 0.01$, and Bethe-Peierls approximation in absence of magnetic field, for four nearest neighbours .

data s generated from the equation(1) and the equation(2) in the table, I, and curves of magnetisation plotted on the basis of those data s. BW stands for reduced temperature in Bragg-Williams approximation, calculated from the equation(1). BP(4) represents reduced temperature in the Bethe-Peierls approximation, for four nearest neighbours, computed from the equation(2). The data set is used to plot fig.1. Empty spaces in the table, I, mean corresponding point pairs were not used for plotting a line.

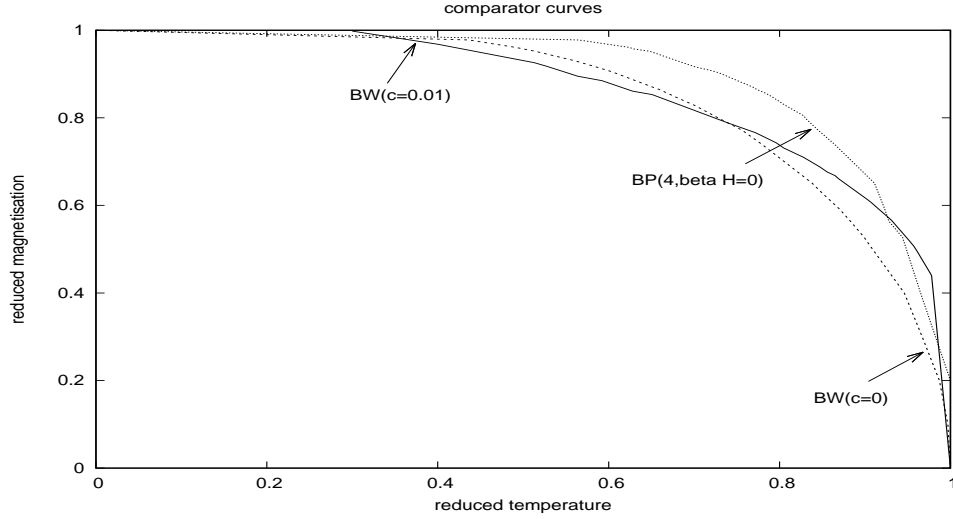


FIG. 1. Reduced magnetisation vs reduced temperature curves for Bragg-Williams approximation, in absence(dark) of and presence(inner in the top) of magnetic field, $c = \frac{H}{\gamma\epsilon} = 0.01$, and Bethe-Peierls approximation in absence of magnetic field, for four nearest neighbours (outer in the top).

C. Bethe-peierls approximation in presence of four nearest neighbours, in presence of external magnetic field

In the Bethe-Peierls approximation scheme , [32], reduced magnetisation varies with reduced temperature, for γ neighbours, in presence of external magnetic field, as

$$\frac{\ln \frac{\gamma}{\gamma-2}}{\ln \frac{e^{-\frac{2\beta H}{\gamma}} \text{factor}^{\frac{\gamma-1}{\gamma}} - e^{-\frac{2\beta H}{\gamma}} \text{factor}^{\frac{1}{\gamma}}}{\text{factor}^{\frac{\gamma-1}{\gamma}} - 1}} = \frac{T}{T_c}; \text{factor} = \frac{\frac{M}{M_{max}} + 1}{1 - \frac{M}{M_{max}}}. \quad (3)$$

Derivation of this formula Ala [32] is given in the appendix of [7].

$\ln \frac{\gamma}{\gamma-2}$ for four nearest neighbours i.e. for $\gamma = 4$ is 0.693. For four neighbours,

$$\frac{0.693}{\ln \frac{e^{-\frac{2\beta H}{\gamma}} \text{factor}^{\frac{\gamma-1}{\gamma}} - e^{-\frac{2\beta H}{\gamma}} \text{factor}^{\frac{1}{\gamma}}}{\text{factor}^{\frac{\gamma-1}{\gamma}} - 1}} = \frac{T}{T_c}; \text{factor} = \frac{\frac{M}{M_{max}} + 1}{1 - \frac{M}{M_{max}}}. \quad (4)$$

In the following, we describe data s in the table, II, generated from the equation(4) and curves of magnetisation plotted on the basis of those data s. BP(m=0.03) stands for reduced temperature in Bethe-Peierls approximation, for four nearest neighbours, in presence of a variable external magnetic field, H, such that $\beta H = 0.06$. calculated from the equation(4). BP(m=0.025) stands for reduced temperature in Bethe-Peierls approximation, for four nearest neighbours, in presence of a variable external magnetic field, H, such that

BP(m=0.03)	BP(m=0.025)	BP(m=0.02)	BP(m=0.01)	BP(m=0.005)	reduced magnetisation
0	0	0	0	0	1
0.583	0.580	0.577	0.572	0.569	0.978
0.587	0.584	0.581	0.575	0.572	0.977
0.647	0.643	0.639	0.632	0.628	0.961
0.657	0.653	0.649	0.641	0.637	0.957
0.671	0.667		0.654	0.650	0.952
	0.716			0.696	0.931
0.723	0.718	0.713	0.702	0.697	0.927
0.743	0.737	0.731	0.720	0.714	0.917
0.762	0.756	0.749	0.737	0.731	0.907
0.770	0.764	0.757	0.745	0.738	0.903
0.816	0.808	0.800	0.785	0.778	0.869
0.821	0.813	0.805	0.789	0.782	0.865
0.832	0.823	0.815	0.799	0.791	0.856
0.841	0.833	0.824	0.807	0.799	0.847
0.863	0.853	0.844	0.826	0.817	0.828
0.887	0.876	0.866	0.846	0.836	0.805
0.895	0.884	0.873	0.852	0.842	0.796
0.916	0.904	0.892	0.869	0.858	0.772
0.940	0.926	0.914	0.888	0.876	0.740
	0.929			0.877	0.735
	0.936			0.883	0.730
	0.944			0.889	0.720
	0.945				0.710
	0.955			0.897	0.700
	0.963			0.903	0.690
	0.973			0.910	0.680
				0.909	0.670
	0.993			0.925	0.650
		0.976	0.942		0.651
	1.00				0.640
		0.983	0.946	0.928	0.628
		1.00	0.963	0.943	0.592
			0.972	0.951	0.564
			0.990	0.967	0.527
				0.964	0.513
			1.00		0.500
				1.00	0.400
					0.300
					0.200
					0.100
					0

TABLE II. Bethe-Peierls approx. in presence of little external magnetic fields

$\beta H = 0.05$. calculated from the equation(4). BP(m=0.02) stands for reduced temperature in Bethe-Peierls approximation, for four nearest neighbours, in presence of a variable external magnetic field, H, such that $\beta H = 0.04$. calculated from the equation(4). BP(m=0.01) stands for reduced temperature in Bethe-Peierls approximation, for four nearest neighbours, in presence of a variable external magnetic field, H, such that $\beta H = 0.02$. calculated from the equation(4). BP(m=0.005) stands for reduced temperature in Bethe-Peierls approximation, for four nearest neighbours, in presence of a variable external magnetic field, H, such that $\beta H = 0.01$. calculated from the equation(4). The data set is used to plot fig.2. Similarly, we plot fig.3. Empty spaces in the table, II, mean corresponding point pairs were not used for plotting a line.

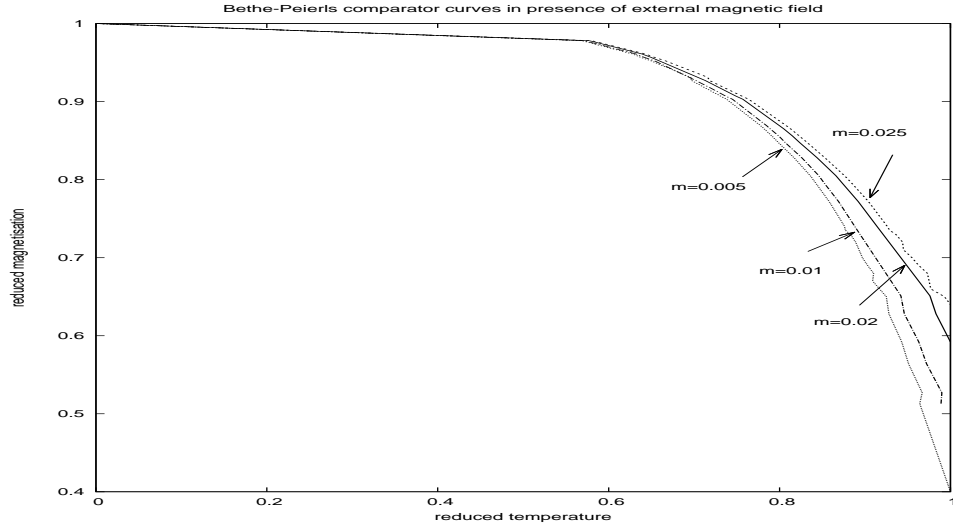


FIG. 2. Reduced magnetisation vs reduced temperature curves for Bethe-Peierls approximation in presence of little external magnetic fields, for four nearest neighbours, with $\beta H = 2m$.

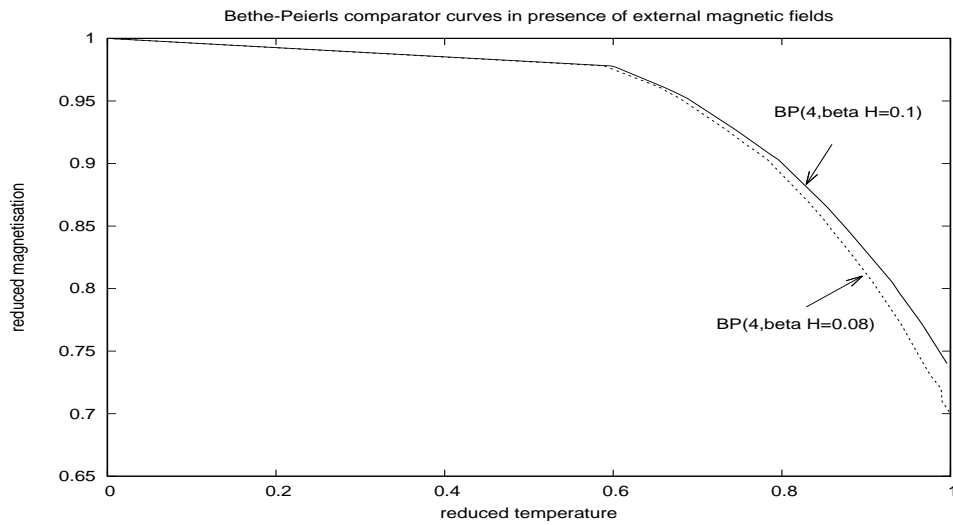


FIG. 3. Reduced magnetisation vs reduced temperature curves for Bethe-Peierls approximation in presence of little external magnetic fields, for four nearest neighbours, with $\beta H = 2m$.

D. Onsager solution

At a temperature T , below a certain temperature called phase transition temperature, T_c , for the two dimensional Ising model in absence of external magnetic field i.e. for H equal to zero, the exact, unapproximated, Onsager solution gives reduced magnetisation as a function of reduced temperature as, [33], [34], [35], [32],

$$\frac{M}{M_{max}} = [1 - (\sinh \frac{0.8813736}{\frac{T}{T_c}})^{-4}]^{1/8}.$$

Graphically, the Onsager solution appears as in fig.4.

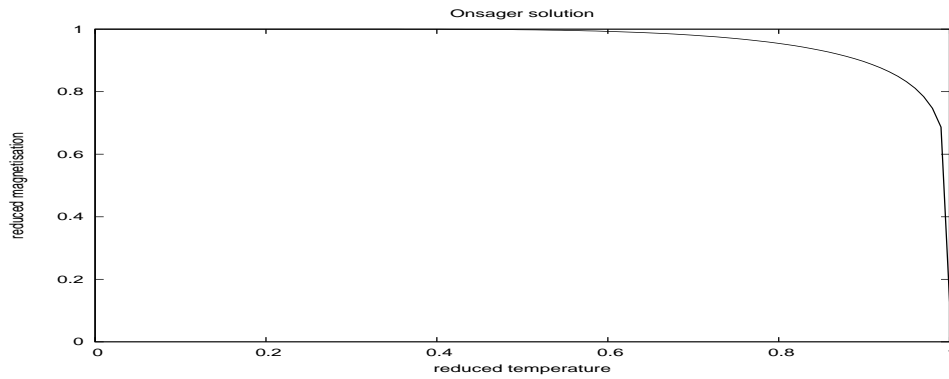


FIG. 4. Reduced magnetisation vs reduced temperature curves for exact solution of two dimensional Ising model, due to Onsager, in absence of external magnetic field

E. Spin-Glass

In the case coupling between (among) the spins, not necessarily n.n, for the Ising model is (are) random, we get Spin-Glass. When a lattice of spins randomly coupled and in an external magnetic field, goes over to the Spin-Glass phase, magnetisation increases steeply like $\frac{1}{T-T_c}$ i.e. like the branch of rectangular hyperbola, up to the the phase transition temperature, followed by very little increase,[36–38], in magnetisation, as the ambient temperature continues to drop.

Theoretical study of Spin Glass started with the paper by Edwards, Anderson,[39]. They were trying to explain two experimental results concerning continuous disordered freezing(phase transition) and sharp cusp in static magnetic susceptibility. This was followed by a paper by Sherrington, Kickpatrick, [40], who dealt with Ising model with interactions being present among all neighbours. The interaction is random, follows Gaussian distribution and does not distinguish one pair of neighbours from another pair of neighbours, irrespective of the distance between two neighbours. In presence of external magnetic field, they predicted in their next paper, [41], below spin-glass transition temperature a spin-glass phase with non-zero magnetisation. Almeida et al, [42], Gray and Moore, [43],finally Parisi, [44], [45] improved and gave final touch, [46], to their line of work. Parisi and collaborators, [47]-[51], wrote a series of papers in postscript, all revolving around a consistent assumption of constant magnetisation in the spin-glass phase in presence of little constant external magnetic field.

In another sequence of theoretical work, by Fisher et al,[52–54], concluded that for Ising model with nearest neighbour or, short range interaction of random type spin-glass phase does not exist in presence of external magnetic field.

For recent series of experiments on spin-glass, the references, [55, 56], are the places to look into.

For an in depth account, accessible to a commoner, the series of articles by late P. W. Anderson in Physics Today, [57]-[63], is probably the best place to look into. For a book to enter into the subject of spin-glass, one may start at [64].

Here, in our work to follow, spin-glass refers to spin-glass phase of a system with infinite range random interactions.

Aleph	Bet	gimmel	Dalet	He	Vav	Zayin	Het	Tet	Yod	Kaph	Lamed	Mem	Nun	Samekh	Ayin	Pe	Tsadi	Kof	Resh	Shin,Sin	Tav
1776	1777	1199	715	4775	170	768	1592	600	800	1034	747	4707	2278	1164	1429	1336	715	1269	1078	1865	1177

TABLE III. Hebrew words along the respective letters

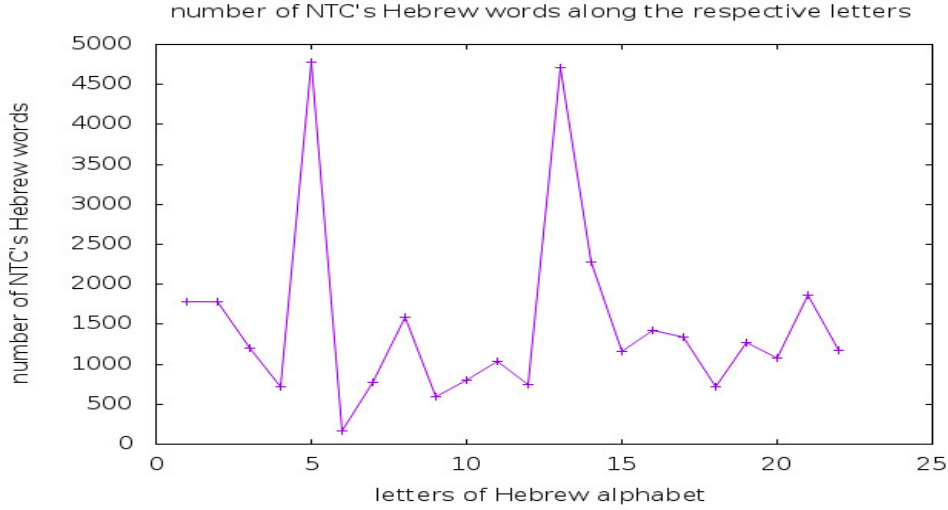


FIG. 5. The vertical axis is the number of words of the Hebrew, [1], and the horizontal axis is the respective letters. Letters are represented by the sequence number in the alphabet or, dictionary sequence,[1].

III. ANALYSIS OF HEBREW WORDS OF THE NTC'S HEBREW AND ENGLISH DICTIONARY

The Hebrew alphabet is composed of twenty two letters. We take a Hebrew-English dictionary,[1]. This is a practical dictionary, probably a constraint on the words set. We count all the "simple" Hebrew words, [1], one by one from the beginning to the end, starting with different letters. The result is the table, III. Highest number of words, four thousand seven hundred seventy five, starts with the letter He followed by words numbering four thousand seven hundred seven beginning with Mem, two thousand two hundred seventy eight with the letter Nun etc. To visualise we plot the number of words against respective letters in the dictionary sequence, [1], in the figure fig.5.

It is noticeable of the lessness of the number of major peaks compared to the number of minor peaks. It was proposed in [23], that it may be reasonable to define naturalness of a language by the ratio of number of major peaks to the number of minor peaks. One may

k	lnk	lnk/lnk _{lim}	f	lnf	lnf/lnf _{max}	lnf/lnf _{next-max}	lnf/lnf _{nnmax}	lnf/lnf _{nnnmax}	lnf/lnf _{nnnnmax}
1	0	0	4775	8.471	1	Blank	Blank	Blank	Blank
2	0.69	0.223	4707	8.457	0.998	1	Blank	Blank	Blank
3	1.10	0.356	2278	7.731	0.913	0.914	1	Blank	Blank
4	1.39	0.450	1865	7.531	0.889	0.891	0.974	1	Blank
5	1.61	0.521	1777	7.483	0.883	0.885	0.968	0.994	1
6	1.79	0.579	1776	7.482	0.883	0.885	0.968	0.993	0.9999
7	1.95	0.631	1592	7.373	0.870	0.872	0.954	0.979	0.985
8	2.08	0.673	1429	7.265	0.858	0.859	0.940	0.965	0.971
9	2.20	0.712	1336	7.197	0.850	0.851	0.931	0.956	0.962
10	2.30	0.744	1269	7.146	0.844	0.845	0.924	0.949	0.955
11	2.40	0.777	1199	7.089	0.837	0.838	0.917	0.941	0.947
12	2.48	0.803	1177	7.071	0.835	0.836	0.915	0.939	0.945
13	2.56	0.828	1164	7.060	0.833	0.835	0.913	0.937	0.943
14	2.64	0.854	1078	6.983	0.824	0.826	0.903	0.927	0.933
15	2.71	0.877	1034	6.941	0.819	0.821	0.898	0.922	0.928
16	2.77	0.896	800	6.685	0.789	0.790	0.865	0.888	0.893
17	2.83	0.916	768	6.644	0.784	0.786	0.859	0.882	0.888
18	2.89	0.935	747	6.616	0.781	0.782	0.856	0.879	0.884
19	2.94	0.951	715	6.572	0.776	0.777	0.850	0.873	0.878
20	3.00	0.971	600	6.397	0.755	0.756	0.827	0.849	0.855
21	3.04	0.984	170	5.136	0.606	0.607	0.664	0.682	0.686
22	3.09	1	1	0	0	0	0	0	0

TABLE IV. NTC's Hebrew words: ranking,natural logarithm, normalisations

take major peaks as those with height up to the half of the height of the highest peak. The naturalness number of the French, [24], tuned out to be 11/5. The naturalness number of the German, [26], tuned out to be 7/9. In this case,[1], the highest peak has the frequency 4775. Half of it is 2387.5. Number of peaks greater than 2387.5 is 2. Number of peaks less than 2387.5 is 6. Hence the naturalness number is 1/3.

For the purpose of exploring graphical law, we assort the letters according to the number of words, in the descending order, denoted by f and the respective rank, denoted by k . k is a positive integer starting from one. The lowest value of f is eleven, corresponding to the letter Y. Hence we attach a limiting f equal to one. The corresponding rank, k , denoted as k_{lim} is twenty seven. As a result both $\frac{lnf}{lnf_{max}}$ and $\frac{lnk}{lnk_{lim}}$ varies from zero to one. Then we tabulate in the adjoining table, IV and plot $\frac{lnf}{lnf_{max}}$ against $\frac{lnk}{lnk_{lim}}$ in the figure fig.6. We then ignore the letter with the highest of words, tabulate in the adjoining table, IV and redo the plot, normalising the $lnfs$ with next-to-maximum $lnf_{nextmax}$, and starting from $k = 2$ in the figure fig.7. This program then we repeat up to $k = 5$, resulting in figures up to fig.10.

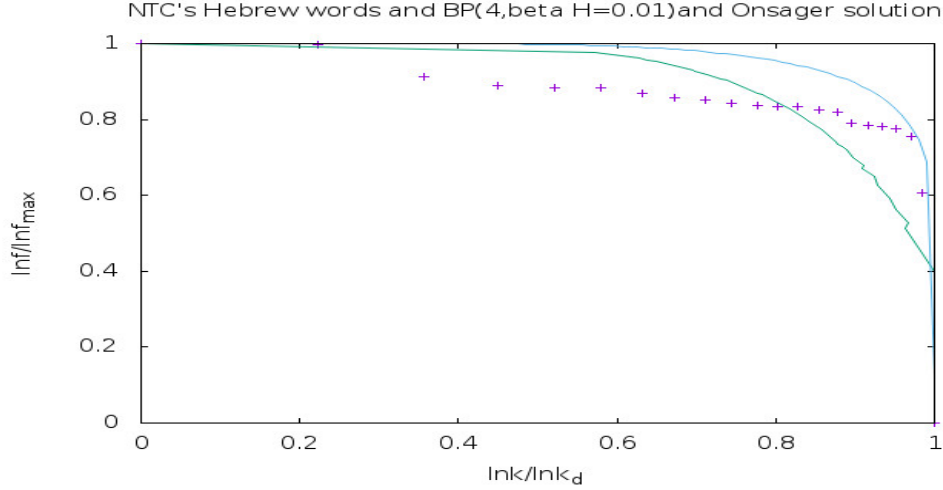


FIG. 6. The vertical axis is $\frac{\ln f}{\ln f_{max}}$ and the horizontal axis is $\frac{\ln k}{\ln k_{lim}}$. The + points represent the NTC's Hebrew words, with the lower line being the Bethe-Peierls curve, BP(4, $\beta H = 0.01$), with four nearest neighbours, in the presence of little external magnetic field, $m=0.005$ or, $\beta H = 0.01$. The uppermost curve is the Onsager solution.

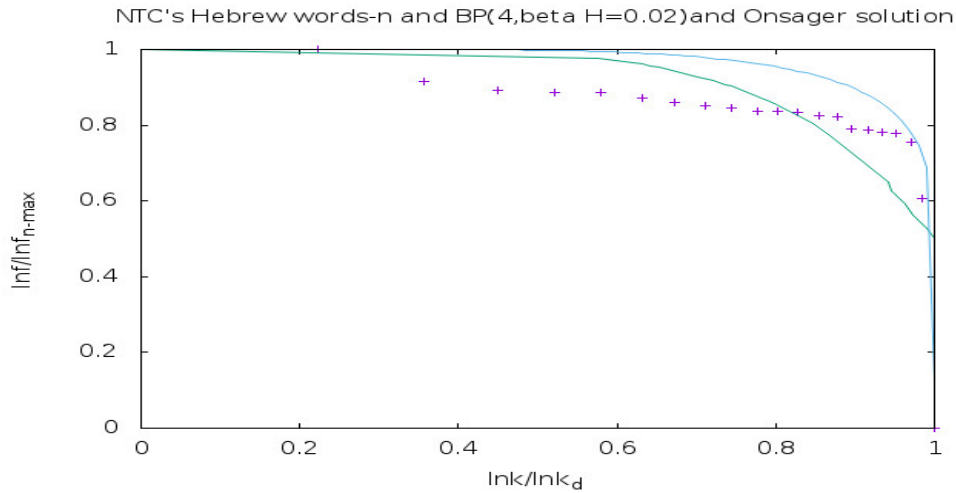


FIG. 7. The vertical axis is $\frac{\ln f}{\ln f_{next-max}}$ and the horizontal axis is $\frac{\ln k}{\ln k_{lim}}$. The + points represent the NTC's Hebrew words, with the lower line being the Bethe-Peierls curve, BP(4, $\beta H = 0.02$), with four nearest neighbours, in the presence of little external magnetic field, $m=0.01$ or, $\beta H = 0.02$. The uppermost curve is the Onsager solution.

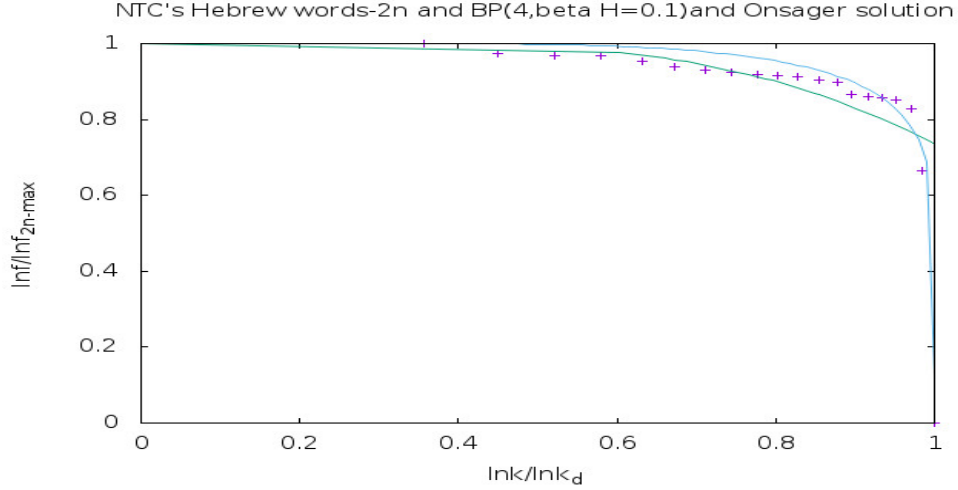


FIG. 8. The vertical axis is $\frac{\ln f}{\ln f_{nextnext-max}}$ and the horizontal axis is $\frac{\ln k}{\ln k_{lim}}$. The + points represent the NTC's Hebrew words, with the lower line being the Bethe-Peierls curve, BP(4, $\beta H = 0.1$), with four nearest neighbours, in the presence of little external magnetic field, $m=0.05$ or, $\beta H = 0.1$. The uppermost curve is the Onsager solution.

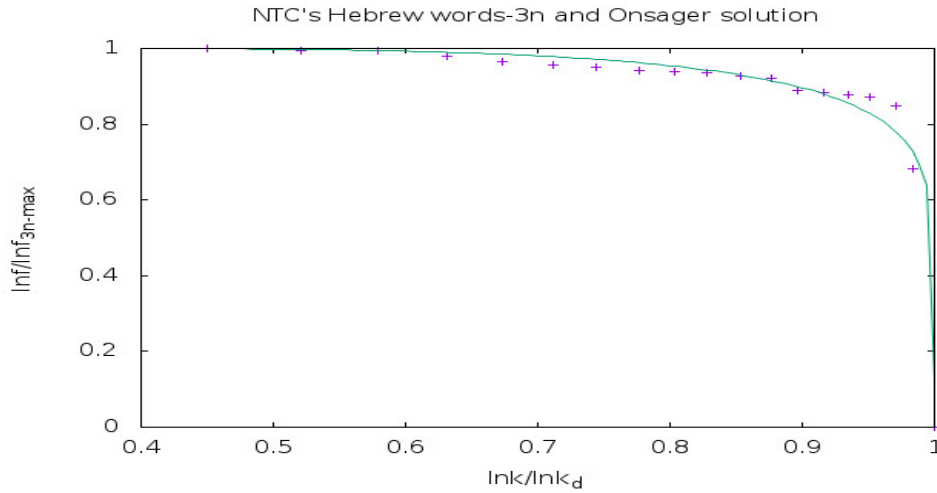


FIG. 9. The vertical axis is $\frac{\ln f}{\ln f_{nextnextnext-max}}$ and the horizontal axis is $\frac{\ln k}{\ln k_{lim}}$. The + points represent the NTC's Hebrew words. The reference curve is the Onsager solution.

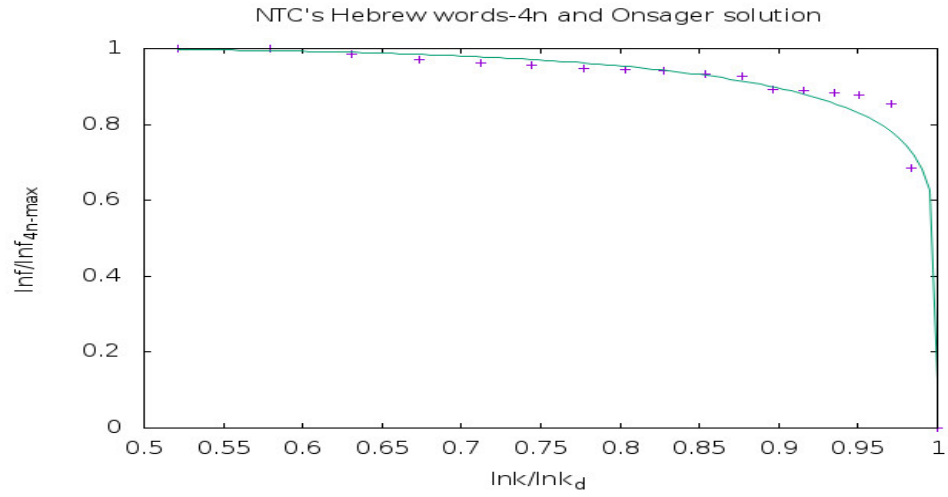


FIG. 10. The vertical axis is $\frac{\ln f}{\ln f_{nextnextnextnext-max}}$ and the horizontal axis is $\frac{\ln k}{\ln k_{lim}}$. The + points represent the NTC's Hebrew words. The reference curve is the Onsager solution.

Matching of the plots in the figures fig.(6-10), with comparator curves i.e. the magnetisation curves of Bethe-Peierls approximations, is with dispersion and dispersion does not reduce over higher orders of normalisations. On the top of it, on successive higher normalisations, the NTC's Hebrew words,[1], do not go over to Onsager solution in the normalised $\ln f$ vs $\frac{\ln k}{\ln k_{lim}}$ graphs.

To explore for possible existence of spin-glass transition, in presence of little external magnetic field, $\frac{\ln f}{\ln f_{rn-max}}$ are drawn against $\ln k$ in the figures fig.11-fig.15, where r varies from zero to four.

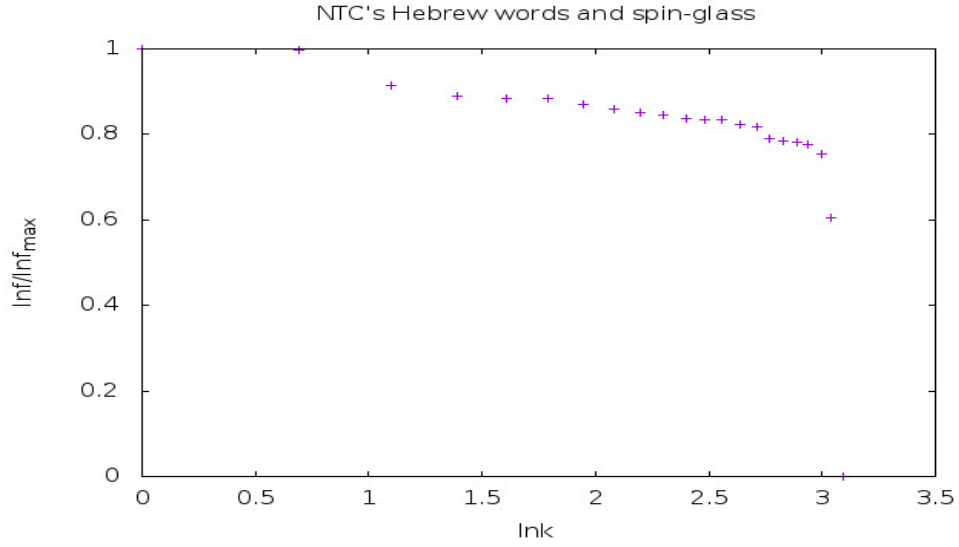


FIG. 11. The vertical axis is $\frac{\ln f}{\ln f_{\max}}$ and the horizontal axis is $\ln k$. The + points represent the NTC's Hebrew words.

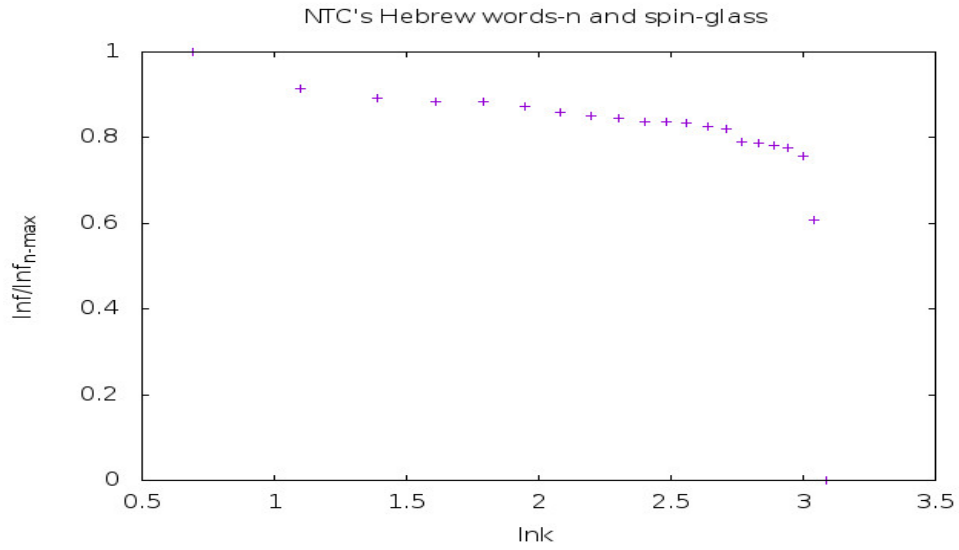


FIG. 12. The vertical axis is $\frac{\ln f}{\ln f_{\text{next-max}}}$ and the horizontal axis is $\ln k$. The + points represent the NTC's Hebrew words.

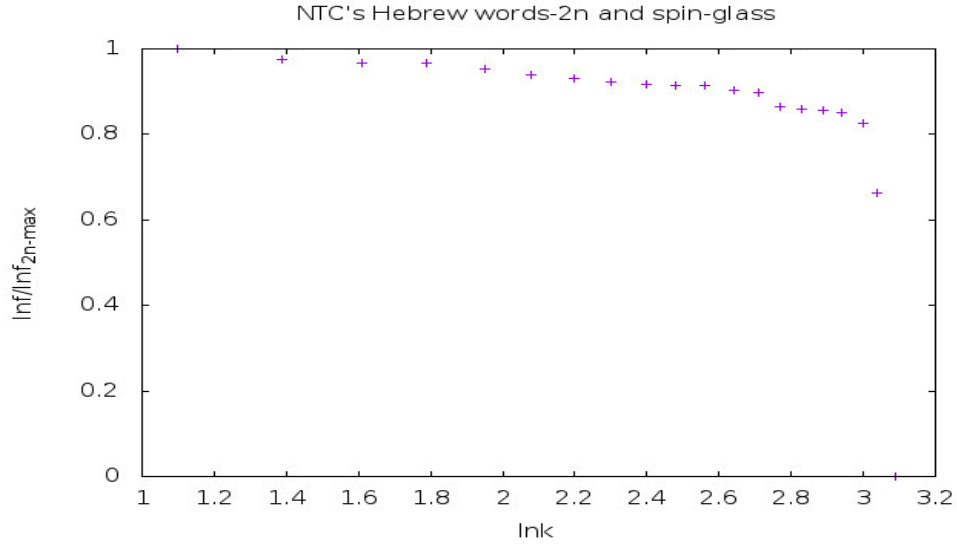


FIG. 13. The vertical axis is $\frac{\ln f}{\ln f_{nn-\max}}$ and the horizontal axis is $\ln k$. The + points represent the NTC's Hebrew words.

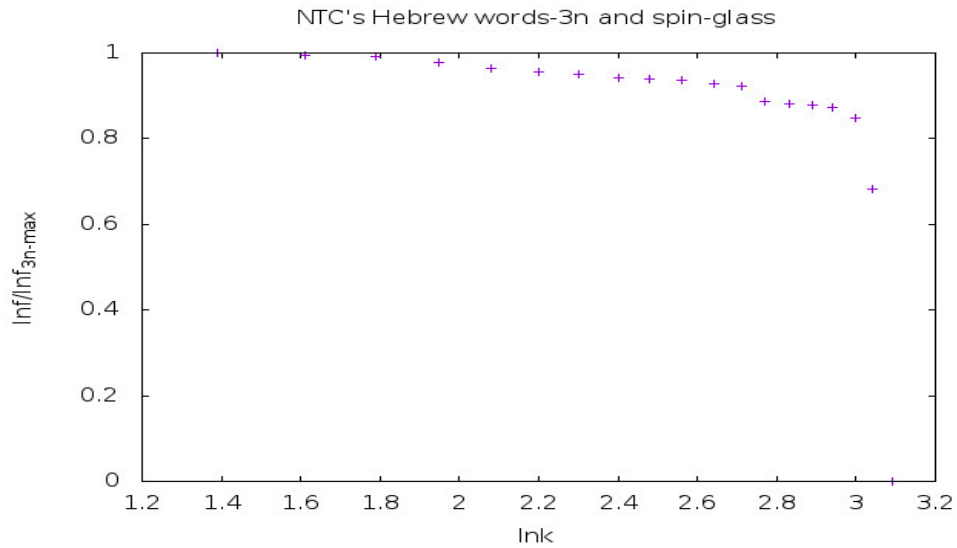


FIG. 14. The vertical axis is $\frac{\ln f}{\ln f_{nn-\max}}$ and the horizontal axis is $\ln k$. The + points represent the NTC's Hebrew words.

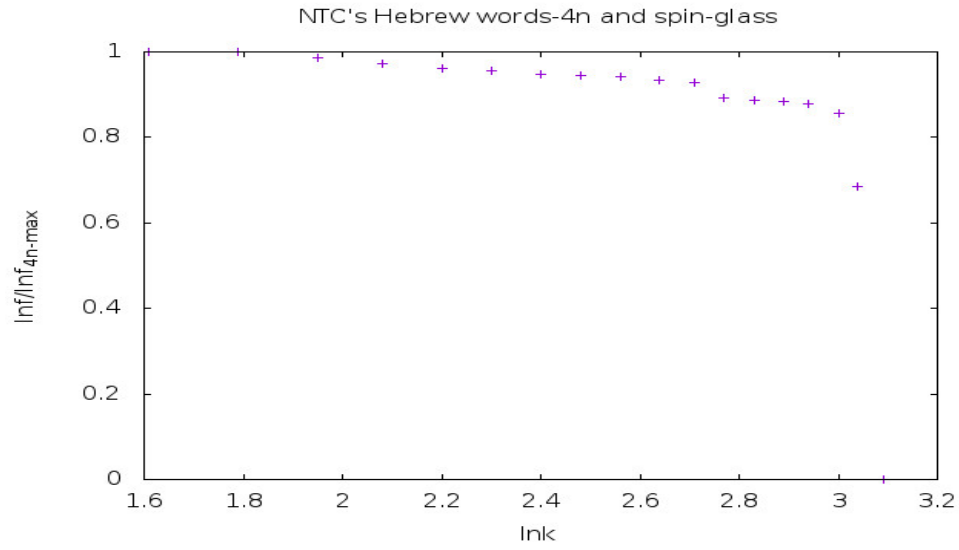


FIG. 15. The vertical axis is $\frac{\ln f}{\ln f_{4n-\max}}$ and the horizontal axis is $\ln k$. The + points represent the NTC's Hebrew words.

A. conclusion

In the figures Fig.11-Fig.15, the points has a clear-cut transition. Above the transition point(s), the lines are almost horizontal and below the transition point(s), points-line rises straight. Hence, the NTC's Hebrew words, [1], is suited to be described by a Spin-Glass magnetisation curve, [36], in the presence of little external magnetic field.

IV. ACKNOWLEDGMENT

We have used gnuplot for plotting the figures in this paper. We would like to thank nehu library for allowing us to use NTC's Hebrew and English Dictionary, [1].

-
- [1] Arie Comey and Naomi Tsur, NTC's Hebrew and English Dictionary, 2000 edition (The Most Practical and Easy-to-Use Dictionary of Modern Hebrew and English), NTC Publishing group, U.S.A. ISBN: 0-658-00065-9.
 - [2] Anindya Kumar Biswas, "Graphical Law beneath each written natural language", arXiv:1307.6235v3[physics.gen-ph]. A preliminary study of words of dictionaries of twenty six languages, more accurate study of words of dictionary of Chinese usage and all parts of speech of dictionary of Lakher(Mara) language and of verbs, adverbs and adjectives of dictionaries of six languages are included.
 - [3] Anindya Kumar Biswas, "A discipline of knowledge and the graphical law", IJARPS Volume 1(4), p 21, 2014; viXra: 1908:0090[Linguistics].
 - [4] Anindya Kumar Biswas, "Bengali language and Graphical law", viXra: 1908:0090[Linguistics].
 - [5] Anindya Kumar Biswas, "Basque language and the Graphical Law", viXra: 1908:0414[Linguistics].
 - [6] Anindya Kumar Biswas, "Romanian language, the Graphical Law and More", viXra: 1909:0071[Linguistics].
 - [7] Anindya Kumar Biswas, "Discipline of knowledge and the graphical law, part II", viXra:1912.0243 [Condensed Matter],International Journal of Arts Humanities and Social Sciences Studies Volume 5 Issue 2 February 2020.

- [8] Anindya Kumar Biswas, "Onsager Core of Abor-Miri and Mising Languages", viXra: 2003.0343[Condensed Matter].
- [9] Anindya Kumar Biswas, "Bengali language, Romanisation and Onsager Core", viXra: 2003.0563[Linguistics].
- [10] Anindya Kumar Biswas, "Little Oxford English Dictionary and the Graphical Law", viXra: 2008.0041[Linguistics].
- [11] Anindya Kumar Biswas, "Oxford Dictionary Of Social Work and Social Care and the Graphical law", viXra: 2008.0077[Condensed Matter].
- [12] Anindya Kumar Biswas, "Visayan-English Dictionary and the Graphical law", viXra: 2009.0014[Linguistics].
- [13] Anindya Kumar Biswas, "Garo to English School Dictionary and the Graphical law", viXra: 2009.0056[Condensed Matter].
- [14] Anindya Kumar Biswas, "Mursi-English-Amharic Dictionary and the Graphical law", viXra: 2009.0100[Linguistics].
- [15] Anindya Kumar Biswas, "Names of Minor Planets and the Graphical law", viXra: 2009.0158[History and Philosophy of Physics].
- [16] Anindya Kumar Biswas, "A Dictionary of Tibetan and English and the Graphical law", viXra: 2010.0237[Condensed Matter].
- [17] Anindya Kumar Biswas, "Khasi English Dictionary and the Graphical law", viXra: 2011.0011[Linguistics].
- [18] Anindya Kumar Biswas, "Turkmen-English Dictionary and the Graphical law", viXra: 2011.0069[Linguistics].
- [19] Anindya Kumar Biswas, " Webster's Universal Spanish-English Dictionary, the Graphical law and A Dictionary of Geography of Oxford University Press", viXra: 2103.0175[Condensed Matter].
- [20] Anindya Kumar Biswas, "A Dictionary of Modern Italian, the Graphical law and Dictionary of Law and Administration, 2000, National Law Development Foundation", viXra: 2107.0171[Condensed Matter].
- [21] Anindya Kumar Biswas, "Langenscheidt's German-English English-German Dictionary and the Graphical law", viXra: 2107.0179[Linguistics].

- [22] Anindya Kumar Biswas, "Essential Dutch dictionary by G. Quist and D. Strik, the Graphical law Classification", viXra: 2108.0040[Linguistics].
- [23] Anindya Kumar Biswas, "Swahili, a lingua franca, Swahili-English Dictionary by C. W. Rechenbach and the Graphical law", viXra: 2108.0101[Linguistics].
- [24] Anindya Kumar Biswas, "The French, Larousse Dictionnaire De Poche and the Graphical law", viXra: 2109.0080[Linguistics].
- [25] Anindya Kumar Biswas, "An Arabic dictionary: "al-Mujam al-wáfi" or, "adhunik arabi-bangla abhidhan" and the Onsager's solution", viXra: 2109.0119[Condensed Matter].
- [26] Anindya Kumar Biswas, "Langenscheidt Taschenwörterbuch Deutsch-Englisch / Englisch-Deutsch, Völlige Neubearbeitung and the Graphical law", viXra: 2109.0141[Linguistics].
- [27] E. Ising, Z.Physik 31,253(1925).
- [28] R. K. Pathria, Statistical Mechanics, p400-403, 1993 reprint, Pergamon Press,© 1972 R. K. Pathria.
- [29] C. Kittel, Introduction to Solid State Physics, p. 438, Fifth edition, thirteenth Wiley Eastern Reprint, May 1994, Wiley Eastern Limited, New Delhi, India.
- [30] W. L. Bragg and E. J. Williams, Proc. Roy. Soc. A, vol.145, p. 699(1934);
- [31] P. M. Chaikin and T. C. Lubensky, Principles of Condensed Matter Physics, p. 148, first edition, Cambridge University Press India Pvt. Ltd, New Delhi.
- [32] Kerson Huang, Statistical Mechanics, second edition, John Wiley and Sons(Asia) Pte Ltd.
- [33] S. M. Bhattacharjee and A. Khare, "Fifty Years of the Exact solution of the Two-dimensional Ising Model by Onsager", arXiv:cond-mat/9511003v2.
- [34] L. Onsager, Nuovo Cim. Supp.6(1949)261.
- [35] C. N. Yang, Phys. Rev. 85, 809(1952).
- [36] R. V. Chamberlin, M. Hardiman, L. A. Turkevich and R. Orbach, "H-T phase diagram for spin-glasses: An experimental study of Ag:Mn", PRB 25(11), 6720-6729, 1982.
- [37] R. V. Chamberlin, George Mozurkewich and R. Orbach, "Time Decay of the Remanent Magnetization in Spin-Glasses", PRL 52(10), 867-870, 1984.
- [38] http://en.wikipedia.org/wiki/Spin_glass
- [39] S. F Edwards and P. W. Anderson, "Theory of spin glasses", J. Phys.F: Metal Phys. 5, 965-74, 1975.
- [40] D. Sherrington and S. Kirkpatrick, "Solvable model of a Spin-Glass", PRL 35, 1792-6, 1975.

- [41] D. Sherrington and S. Kirkpatrick, "Infinite-ranged models of spin-glasses", PRB 17(11), 4384-4403, 1978.
- [42] J. R. L. de Almeida and D. J. Thouless, "Stability of the Sherrington-Kirkpatrick solution of a spin glass model", J. Phys. A: Math.Gen., Vol. 11, No. 5, 1978.
- [43] A. J. Bray and M. A. Moore, "Replica-Symmetry Breaking in Spin-Glass Theories", PRL 41, 1068-1072, 1978.
- [44] G Parisi, "A sequence of approximated solutions to the S-K model for spin glasses", J. Phys. A: Math.Gen. 13 L115, 1980.
- [45] G Parisi, "Infinite Number of Order Parameters for Spin-Glasses", PRL 43, 1754-1756, 1979.
- [46] D. J. Thouless, J. R. L. de Almeida and J. M. Kosterlitz, "Stability and susceptibility in Parisi's solution of a spin glass model", J. Phys. C: Solid State Phys. 13, 3271-80, 1980.
- [47] G. Toulouse, G. Parisi, "A simple hypothesis for the spin glass phase of the infinite-ranged SK model", Journal de Physique Lettres, Edp sciences, 41(15), pp.361-364, 1980; <http://hal.archives-ouvertes.fr/jpa-00231798>.
- [48] G. Toulouse, "On the mean field theory of mixed spin glass-ferromagnetic phases", Journal de Physique Lettres, Edp sciences, 41(18), pp.447-449, 1980; <http://hal.archives-ouvertes.fr/jpa-00231818>.
- [49] G. Toulouse, M. Gabay, "Mean field theory for Heisenberg spin glasses", Journal de Physique Lettres, Edp sciences, 42(5), pp.103-106, 1981; <http://hal.archives-ouvertes.fr/jpa-00231882>.
- [50] Marc Gabay and Gérard Toulouse, "Coexistence of Spin-Glass and Ferromagnetic Orderings", PRL 47, 201-204, 1981.
- [51] J. Vannimenus, G. Toulouse, G. Parisi, "Study of a simple hypothesis for the mean-field theory of spin glasses", Journal de Physique, 42(4), pp.565-571, 1981; <http://hal.archives-ouvertes.fr/jpa-00209043>.
- [52] W L McMillan, "Scaling theory of Ising spin glasses", J. Phys. C: Solid State Phys., 17(1984) 3179-3187.
- [53] Daniel S. Fisher and David A. Huse, "Ordered Phase of Short-Range Ising Spin-Glasses", PRL 56(15), 1601-1604, 1986.
- [54] Daniel S. Fisher and David A. Huse, "Equilibrium behavior of the spin-glass ordered phase", PRB 38(1), 386-411, 1988.

- [55] S. Guchhait and R. L. Orbach, "Magnetic Field Dependence of Spin Glass Free Energy Barriers", PRL 118, 157203 (2017).
- [56] M. E. Baity-Jesi, A. Calore, A. Cruz, L. A. Fernandez, J. M. Gil-Narvion,..., D. Yllanes, "Matching Microscopic and macroscopic responses in Glasses", PRL 118, 157202(2017).
- [57] P. W. Anderson, "Spin-Glass I: A SCALING LAW RESCUED", Physics Today, pp.9-11, January(1988).
- [58] P. W. Anderson, "Spin-Glass II: IS THERE A PHASE TRANSITION?", Physics Today, pp.9, March(1988).
- [59] P. W. Anderson, "Spin-Glass III: THEORY RAISES ITS HEAD", Physics Today, pp.9-11, June(1988).
- [60] P. W. Anderson, "Spin-Glass IV: GLIMMERINGS OF TROUBLE", Physics Today, pp.9-11, September(1988).
- [61] P. W. Anderson, "Spin-Glass V: REAL POWER BROUGHT TO BEAR", Physics Today, pp.9-11, July(1989).
- [62] P. W. Anderson, "Spin-Glass VI: SPIN GLASS AS CORNUCOPIA", Physics Today, pp.9-11, September(1989).
- [63] P. W. Anderson, "Spin-Glass VII: SPIN GLASS AS PARADIGM", Physics Today, pp.9-11, March(1990).
- [64] J. K. Bhattacharjee, "Statistical Physics: Equilibrium and Non-Equilibrium Aspects", Ch. 26, Allied Publishers Limited, New Delhi, 1997.
- [65] A. M. Gun, M. K. Gupta and B. Dasgupta, Fundamentals of Statistics Vol 1, Chapter 12, eighth edition, 2012, The World Press Private Limited, Kolkata.
- [66] Sonntag, Borgnakke and Van Wylen, Fundamentals of Thermodynamics, p206-207, fifth edition, John Wiley and Sons Inc.