

The perfect sphere

Comment number 9 to Objectivity Theory

Copyright © All rights reserved. 2020 - Vidamor Cabannas, Brazil, (Denivaldo Silva)

VIDAMOR CABANNAS

Abstract: This commentary aims to demonstrate the number of sides that make up the spherical point that occurs before the appearance of the Universe and confirm that it is not possible to build a minimal, perfect, and logical sphere without it being composed in its maximum circumference for less than sixty and four straight sides, as presented in the Objectivity Theory.

The first Absolute Truth informed by Objectivity Theory says that "Before the universe appeared, there was Nothing".

The theory adds that this Nothing is not absolute. In truth, Nothing is everything that existed before the appearance of the Universe. However, this element has to be considered nothing by two logical questions presented and justified in this theory: The first is that there is no space before the appearance of the universe; the second logical question is that this element that occurs before the appearance of the universe is unique and therefore has no other element as a reference. The logical fact is that it is not possible to have a universe if there is no space and if only one element occurs.

The Theory of Objectivity justifies with logical arguments the reason for this element that occurred before the emergence of the universe necessarily has a geometric and spherical shape.

Based on this understanding, which suggests that the element prior to the appearance of the universe had a geometry and that this geometry was spherical, I also want to consider the following logical facts that are narrated below.

The simplest geometric figure is necessarily flat. The smallest number of sides of a plane are three, forming a triangle.

The line that gives the trace of the triangle needs a logical height other than zero in order to exist.

By adding the read nha the triângu it one logical height is the geometric figure is set up as triangle solid with 5 sides. That is, a pyramid.

So, any and all elements to exist must have at least 5 sides. It is considered here what the Theory of Objectivity calls the Law of Logical Minimum. This law is a rational conclusion that the primordial elements that make up the universe and those that occur before the formation of the universe, will never be composed of more parts or events than the minimum necessary.

The Theory of Objectivity presents with logical, geometric and rational foundations that what happened before the appearance of the universe was not a space, a vacuum or emptiness, but a unique and spherical element. And to meet the Minimum Law course, this initial ball shall consist of smaller amounts of possible sides.

There is also the fact that the plane figures treated in conventional mathematics there are no logical way because you are missing the consideration of the height of the rows that give them trace. Objectivity Theory does not deal with the geometry of the triangle, but starts directly from the consideration of the square, which, due to the height of the logical line that shapes it, necessarily exists as a cube or rectangle with six necessary sides. However, this initial element that occurs before the appearance of the universe cannot have

six sides. That is, the element geometric what happened before the emergence of the universe cannot would be u ma line, a plane, a square or a rectangle, which is real truth, is considered RMO the heights of his features, figures solid spatial and not flat. That is why, in addition to considering the logical minimum of parts that make up this geometric figure that occurred before the appearance of the universe, we must also consider that the radius of this element must be unique to also meet the Law of Minimum Logic.

In fact, within the universe, at its atomic level, everything that is composed of matter forms a geometric solid, a spatial and not a flat figure. And the number of sides of any geometric solid is relativity. The Objectivity Theory deals with the relativity of the geometric solid from the analysis of the conformation sphere. This conformation sphere means that there is no perfect sphere within the universe. The starting hydrogen atom from a single ball (protium), every element composed of atoms is not a perfect sphere, but only a relativity of. That is, a conformity for the observer's vision. This means that the observer will see that sphere as if it were perfect, but it is not. The perfect sphere built by the Objectivity Theory has a single radius from its center to any point on its surface and has the maximum circumference composed of 64 sides. In fact, no sphere composed of atoms within the universe will have a single radius, just as it will not be possible to construct a sphere composed of atoms that contains exactly 64 sides at its maximum circumference, if that sphere is analyzed at its atomic level. For these reasons, the objectivity theory considers that occur within the spheres universe in its atomic level as ball are forming.

This conformation or relativity of the sphere occurs, of course, with all other geometric solids. Thus, in fact, this figure with the least number of sides, which is the triangle, as is seen s to s time are lines that give stroke, are truths FIG significant geometric solid are pyramids with five sides. However, these solid space figures also cannot occur perfectly within the universe, at their microscopic, molecular and atomic level. That is, these solid figures have a number of sides that are only apparent, relative, and not real. This means that when building any geometric solid within the universe, its number of sides verified by the observer is a conformation, it is apparent. I want to exemplify that when analyzing any pyramid constructed of atoms it will not be possible, in a microscopic, molecular and atomic observation, to say how many sides this solid has. This is because, when looking at the microscopic level the edges of any solid, even the smallest atomic level, will be veri Got the irregularity of such edges and the impossibility of that level approach, say how many sides that make up that solid. The number of sides, in this way, will be indeterminate or, if it can be determined at the atomic level, it will have an exponential value.

The Theory of Objectivity presents the justifications by which the initial and eternal element prior to the appearance of the universe cannot be a geometric figure different from the sphere.

The lowest amount of beams that may have an element is the only element I. And Quality and can have r only is the sphere radius.

In this way, the logical sphere that occurs before the appearance of the universe, in order to also comply with the Law of the Minimum Logic, needs in addition to having the minimum number of rays, which is equal to I , to be composed of one the minimum number of sides.

Given these logical facts, the objectivity theory takes arc maximum circumference of a sphere to find the minimum amount of side s that can compose a ball

These graphic constructions demonstrated in this comment have the following objectives : 1) to confirm what was presented in the Theory of Objectivity , which demonstrates that the geometric figure that occurred before the appearance of the universe had in its maximum circumference the least amount possible sides to compose a symmetrical sphere; 2) confirm that the minimum number of sides of this logical sphere are 64 and demonstrate what is the total number of sides of the body of this spherical point which gave rise to the universe . 3) Confirm that the faces of this initial perfect spherical point do not occur randomly, but from logical positions determined by logical and eternal geometry.

The Objectivity Theory demonstrates based on the construction of a minimal and logical sphere, that the maximum circumference of this eternal geometric element that occurs before the appearance of the universe has 64 sides.

The Law of Logical Minimum is a rational conclusion that also shows that at the origin of the universe there is a need for absolute truths. The Theory of Objectivity bases all of its logical presentations and geometric constructions on the basis of seven absolute truths, necessary and inevitable in the construction of the universe primarily.

The entire divisors of 64 that can compose a different circumference and smaller than 64 sides are 2, 4, 8, 16 and 32. As shown here in geometric presentations, these divisors do not form a circumference that can compose a symmetrical sphere. Each divider unit represents a side of the circumference, which can tangent to a straight plane

In fact, no integer less than 64 can compose a circumference with a number of sides that can to tangent a plane and compose a sphere from there. The Theory of Objectivity demonstrates from logical geometric constructions that the eternal sphere that complies with the Law of Logical Minimum has in its maximum circumference 64 sides that can tangent, individually, its trace, entirely to a plane. That is, each of these 64 sides of the circumference is a straight line.

The purpose of the following geometric constructions is to demonstrate these logical relationships between the sides of the elements so that these sides in a minimal amount can form a r a logical sphere with radius I, meeting the course Minimum Act, and say what amount total number of sides that compose it, thus representing the spherical and eternal geometric element that occurred before the appearance of the universe.

An observer cannot in one instant observe all sides of a sphere. The Theory of Objectivity adds with logical and geometric foundations that the sphere has four faces or dimensions. The sphere is constructed in this theory from a Cartesian plane, where each face of the sphere is present in two quadrants.

Desiccation or planning of the sphere

Before starting the presentation of geometric solids in order to find the perfect sphere, it is necessary to say in advance that the presentations made by Objectivity Theory, the center of the sphere is not composed of zero or an imaginary point in the body of the sphere, but rather on one side that makes up the body of this solid. Thus, in the desiccation of the sphere, if that surface of the sphere is extended in a Cartesian plane, there will be no symmetry in the number of parts of the sphere that will occupy each of the quadrants of the plane. This is justified because, since the center is a real part of the sphere and not zero or an imaginary point, then necessarily one of the quadrants of the Cartesian plane will have more micro squares, or sides of the sphere, if that sphere has a maximum circumference composed of even numbers. If the sphere has its maximum circumference composed of an odd number of sides, then there may be this symmetry in the number of parts, since the Cartesian lines would pass in the center of the micro square that divides the plane in the center. The Objectivity Theory demonstrates the construction of the logical geometric point and proves that the logical and perfectly symmetrical sphere that can be built needs to have a minimum amount of sixty-four parts composing its maximum circumference.

The purpose of this presentation, it is reiterated, is only to corroborate from the desiccation of the sphere, which is already proven geometrically in the graphs and logical arguments presented in the Theory of Objectivity.

So, this presentation of the surface of the logical sphere dissected in a single plane serves to corroborate the geometric construction of the antagonistic spherical point composed of exactly sixty-four parts in its maximum circumference.

The primordial and spherical point that occurs before the appearance of the universe is also called the antagonistic point because it forms a contradiction, when considered the valid universal logic. There is no movement or temperature in this age. Not any phenomenon of nature. The laws of physics do not apply in this primordial era. This is because the eternal spherical point occurs initially alone. There is no other element as a reference for this eternal and initial spherical point in the era before the appearance of the universe. Another fact that characterizes the antagonism of this initial point is that it borders on a non-element called infinite. That is, the initial antagonistic point is the first geometric and eternal form and the infinite that is outside this geometry of the antagonistic point is not space, since universal space is only generated after the beginning of the expansion of this initial spherical point. For these indicated contradictions, the Theory of Objectivity calls this primordial spherical point Nothing.

This presentation of the planned logical sphere will serve, in addition to confirming the total number of sides that make up this sphere, to present in this plane the location of the six highest points of the sphere, in a static position, converging to a cube of the same diameter and containing this cube. ball. This presentation will also demonstrate the number of parts that this cube has, if its six sides were subdivided into micro squares of equal diameter on the sides of the sphere (micro squares of the sphere). That is, the cube has six sides, but these sides of the cube can be fractionated so that they are transformed into an amount of micro squares of the same diameter as the micro squares that shape the body of the sphere.

The Cartesian plane presented in the graphical statements actually represents that cube that contains the sphere. For this reason I will call this plan a **cubic plane**. Unlike the Cartesian plane, **the cubic plane represents the square of the number of sides of a circumference and its body is composed of micro-squares representing in specific locations each side of the cube and all sides of the spherical solid from which it is derived.** This is logically justified because this presentation on the Cartesian plane is demonstrating the surface structure of the sphere in a dissected way. That is, the sphere is a spherical solid that can be contained within another significant spherical solid of a cube of the same diameter, so that the six highest points of the sphere, in a static position, are converging with the surface of that cube.

All sides of the circumference of the geometric solid have the same diameter, as it is a spherical or spherical shape.

The purpose of these presentations is also to present where the eyes and tails of the minimal and logical sphere are contained in this **cubic plane** body.

With only sixty-four straight and logical parts representing the sides of the maximum circumference, the sphere will be able to meet the logical requirements established in the geometric constructions presented in the Objectivity Theory.

This theory demonstrates that the two maximum circumferences that can be formed from the micro squares that shape the sphere's circumference intersect at two central points of the sphere called tails. These two tails are two highest points of the sphere in a static position, which touch a cube of equal diameter and in which that sphere is contained. The other four highest points on the sphere are the eyes of the sphere, which also touch the cube of the same diameter as the sphere and in which that sphere is contained.

The two maximum circumferences of the sphere have two converging micro-squares common to both circles. These micro-squares that are common to the two maximum circumferences of the sphere, in a static position, occur at two points in the sphere's body and are significant to the sphere's tails. It is as if they were two rings of equal diameter that cross perpendicularly and have two points of their bodies in converging positions. Those of the micro squares common to the two maximum circumferences are the tails of the sphere. Thus, this central micro-square highlighted in black represents one of the tails of the sphere.

The graphic presentations here measured, demonstrate where they are located in cubic plan the four eyes and s tail s ball, also planned position.

The Theory of Objectivity states in its graphic presentations that the two tails and four eyes of the logical sphere are central positions of that sphere. The four eyes are the centers, each, of a face of the sphere. The sphere has, reiterates, four faces, also called dimensions. The face of the sphere presented in the Objectivity Theory can be represented by a 90° spherical wedge.

The micro-squares highlighted in blue that intersect with the central black micro-squared are representative of what the Theory of Objectivity calls the Neutral Facial Line. These lines are composed of micro-squares that are common to two faces simultaneously. In this theory, it is not admitted that zero is in the sphere body. Thus, the boundary between two different dimensions or faces has to be represented necessarily by these micro squares and not by an imaginary line.

The neutral facial lines highlighted in blue originate at the center of the space solid contained within the cube of equal diameter. In these initial graphic presentations, these blue lines will extend beyond the limits of the micro-squares that represent the body of the sphere and will find their final ends at the four vertices of the cubic plane.

The body of the flattened sphere is represented in the cubic plane by all the micro-squares that are contained between the micro-squares highlighted in yellow and that demarcate the lateral limits of the spatial solid.

These yellow squares that demarcate the limits of the geometric solid body are also part of this body.

The limit of the body of the spatial geometric solid is determined by the connection of the micro-squares that are at the limits of the geometric plane and that touch the cube of the same diameter as the spherical solid.

As the cube is planned in these presentations, these diagonal lines highlighted in blue and significant from the neutral facial lines of the sphere will find their ends at the four vertices of the square composed of the flat surface of the cube.

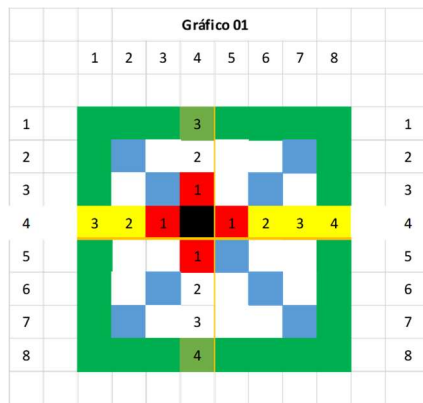
An observer who sees the sphere in a central and lateral position will see an entire band of the sphere, or two faces of that sphere. The other two faces cannot be seen. This observer must be considered to be another geometric solid of the same diameter as the observed sphere. The human view in a relative way also serves to assess this logical reality in an empirical way.

As for the central micro squares that make up the tails and the eyes of the sphere in a static position and contained within a cube of the same diameter, the Theory of Objectivity brings the following conclusions from its geometric demonstrations. All of these conclusions consider the analysis of a logical sphere in a static position that is contained within an imaginary cube of equal diameter in that sphere. The eyes of the sphere contained within the imaginary cube touch four sides of that cube and the tails of the sphere touch two sides of that same cube, all in the exact center of each side of the cube; 1) between a tail and an eye of the logic sphere there are fifteen micro-squares; 2) between two eyes of the sphere there are 31 micro squares; 3) Between two tails of the sphere there are sixty-two micro-squares; 3) the four faces are symmetrical and, therefore, have the same amount of micro-squares composing each of their bodies; 4) As zero cannot be contained in the surface body of the sphere, then neutral lines called facials composed of micro-squares will form the borders between two different faces, belonging simultaneously to these two faces. There are two neutral facial lines, separating the four faces. The two ends of each of the neutral facial lines converge with the two tails of the logical sphere. 5) The neutral facial lines that separate one face from the other and simultaneously belong to them, have in their exact center the micro square that has the smallest spatial height in relation to the cube of the same diameter in which this sphere is contained. That is, this central microquadrado each of the neutral lines are facial is the farthest point of the ball body in relation to the cube of the same diameter and on which the ball is contained.

The Theory of Objectivity not called either side of the space solid face, but only from the side. This is justified because in this theory the face has the same meaning as the dimension. And the initial logical sphere, like the universe that is expanded from it, has four faces or four dimensions.

This dissection or planning of the primordial sphere is possible because the Theory of Objectivity demonstrates that the sphere in a static position necessarily touches a plane. And that side of the sphere that touches a plane is a line. Objectivity Theory considers that this line has the geometric shape of a square when the sphere is perfect. D then the presentation of these microquadrados as sides that make up the ball primordial logic.

Graph 0 I



This OI graphic is the first presentation of an attempt to build a sphere that meets the Law of Logical Minimum, considering a minimum number of 8 sides for the maximum circumference of the sphere.

No attempts are made here to construct the minimum and logical sphere with less than eight sides for the maximum circumference, because a geometric solid with only 1, 2, 3 and 4 sides does not exist. And a solid with the minimum amount of 5 sides forms a pyramid. A 6-sided space solid necessarily forms a parallelepiped or a cube. Or simply a 6-sided rectangle as the Objectivity Theory calls these solids. Even a row has this cube configuration at the logical level. A point, also at the level of logical approximation, will necessarily have the configuration of six-sided rectangles or have a geometric configuration with seven or more sides.

From seven sides, the figure will tend to look like a sphere.

There will be held from seven, as a rule, attempts to build a sphere circumference composed by odd numbers, because the theory of objectivity necessarily demonstrates that the ball has four sides, or four dimensions, and they are not necessarily symmetrical. An odd number of sides composing the maximum circumference of the sphere would not bring symmetry to the four dimensions of this solid due to logical questions that will be justified here.

A single attempt will be made to build a sphere with an odd amount with sixty-three sides at its maximum circumference. This is because sixty-three is next to the logical amount of micro-squares that make up the maximum circumference of the primordial sphere, which are sixty-four sides.

It should be reiterated that in the Theory of Objectivity, the face differs from the solid spatial figure. For this reason, the faces of the spherical solids are simply called sides.

Every sphere can be divided into two bands and each of these bands has a center. The graph number OI is one micro central square highlighted in black, plus another four micro square neighbors to the north, south, east and west, highlighted in red color, to indicate one of the ball centers and the other four directions that determine symmetrical paths in this body, since this sphere is being analyzed in a static position and is composed of four faces, quadrants or dimensions .

In this graph OI, the horizontal yellow line signifies one of the maximum circumferences that form the center of the sphere. Of course every sphere logic has two maximum circles, in a static position, if f pray considered the way north, south, east and west, and if each of its sides is represented by a microquadrado.

The line green square on which surrounds the entire graph indicates ends of the sides of the cube of equal diameter of the sphere and which may contain this sphere. The sphere contained within a cube of the same diameter would have its six most extreme sides converging with that cube. The sphere in a static position has 6 higher sides in space and these six higher sides are in convergence with the same diameter cube of that sphere and that contains it. For this reason, this square green that surrounds this chart number OI and the other as a result, have a width equal to the width of microquadrados that shape the body of the sphere dissected. It should be reiterated that the cube, as well as the sphere, are presented in these graphs on a cubic plane.

The micro squares represent the sides that form the body of the sphere. And these microcuadrados are straight and not a bow, for as best in a static position when a straight tangent plane has the convergence of this tiny part of your body with this plan. For each minimum part of the sphere's body that can tangent a plane in a static position, the Objectivity Theory denominates micro-squared or side of the sphere. All sides of the logic sphere are, of course, the same diameter.

This black central micro-square divides the sphere to its exact center. Thus, the number of micro squares that are to the north, south, east and west must be equal for the sphere to fulfill the logical requirement of the symmetry of its faces or dimensions. The micro-squares highlighted in red serve only to indicate the directions of the two circumferences and to mark the center of the two neutral facial lines that intersect in one of the centers of the sphere in a static position for the view of the observer.

Due to the Law of Logical Minimum it is not possible for zero to be at the center of any element. Thus, the center of the sphere dissected cannot be zero and is presented necessarily, by one of the sides of the ball. These sides of the sphere are here being represented by these micro squares, all of equal dimensions. The black micro-square represents the center of this desiccated sphere, in one of its bands.

Graph 0 2

Gráfico 02									
	1	2	3	4	5	6	7	8	
1	1	2	3	4	5	6	7	8	1
2	9	10	11	12	13	14	15	16	2
3	17	18	19	20	21	22	23	24	3
4	25	26	27	28	29	30	31	32	4
5	33	34	35	36	37	38	39	40	5
6	41	42	43	44	45	46	47	48	6
7	49	50	51	52	53	54	55	56	7
8	57	58	59	60	61	62	63	64	8

Graph 02 shows that the cubic plane that contains the spherical solid is formed by sixty-four sides. All cubic planes have an amount of micro squares equal to the square of the number of sides of the maximum circumference of the spherical solid. Since this solid under observation has 8 sides at its maximum circumference, so this cubic plane has 64 sides or micro squares.

Graph 0 3

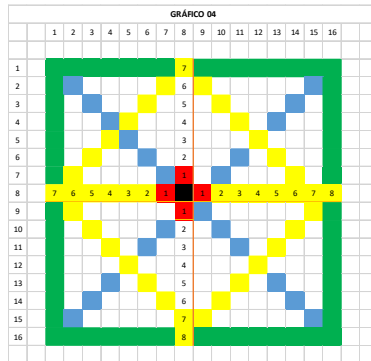
Gráfico 03									
	1	2	3	4	5	6	7	8	
1				1					
2			2	3	4				
3		5	6	7	8	9			
4	10	11	12	13	14	15	16	17	
5		18	19	20	21	22	23		
6		24	25	26	27	28			
7				29	30				
8				31					

Graph number 0 3 shows that a spherical solid with 8 sides at its maximum circumference has thirty-one sides or micro squares composing its total body.

The sphere to be perfect must have half the micro-squares that shape the body of the cubic plane in its entire body. The half of 64 is 32. In this way, the solid composed of 8 micro squares in its maximum circumference cannot form a perfect sphere, as it does not meet the logical geometric rule that the perfect sphere must have the exact half of the amount of micro squares that shape the body of the cubic plane. The difference between half of 64 parts of the cubic plane and the total number of parts of this space solid formatted in its maximum circumference is **I**.

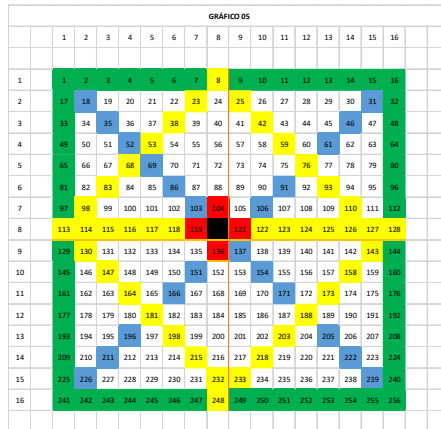
This solid also cannot form a perfect sphere because it is not possible to establish itself from its center highlighted in the cubic plane, the others five logical centers, since every perfect sphere necessarily has six straight sides that touch a cube of equal diameter. sphere and that contains it.

Graph 0 4



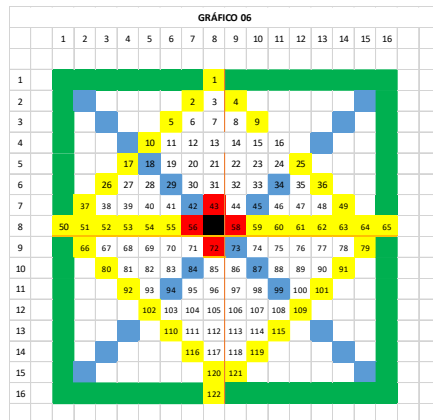
Graph 04 is an attempt to construct a sphere with one of the divisors of sixty-four. This graph considers that the planned solid contained within the cubic plane has sixteen straight sides at its maximum circumference.

Graph 0 5



Graph number 0 5 shows the number of micro squares that make up the cubic plane formed by the square of the number of sides that make up the maximum circumference of the space solid under analysis. As this solid has a maximum circumference composed of 16 straight sides, then the cubic plane has a total of 256 micro squares of equal diameters as the micro squares that shape the sides of that circle.

Graph 0 6

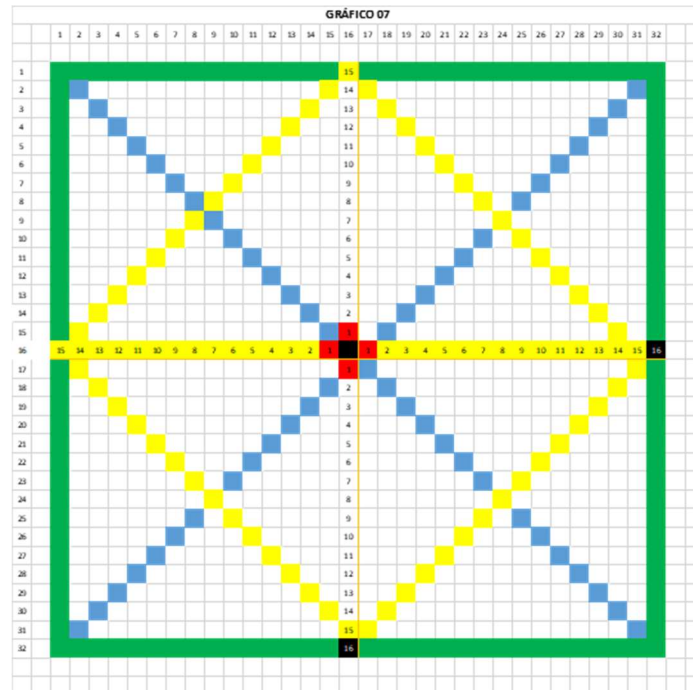


Graph 06 shows that this spatial solid composed at its maximum circumference of 16 micro squares has a total of one hundred and 122 micro squares forming its body.

Since this cubic plane has 256 sides shaping its body and its half is 128, this solid under observation cannot form a perfect sphere. This is because the perfect sphere has exactly half the amount of micro squares that form a cubic plane formed from a maximum circumference composed of 16 micro squares.

The difference between half the amount of micro-squares in the 256- sided cubic plane and the number of sides of the solid contained convergingly in this presentation is **six**.

Graph 0 7

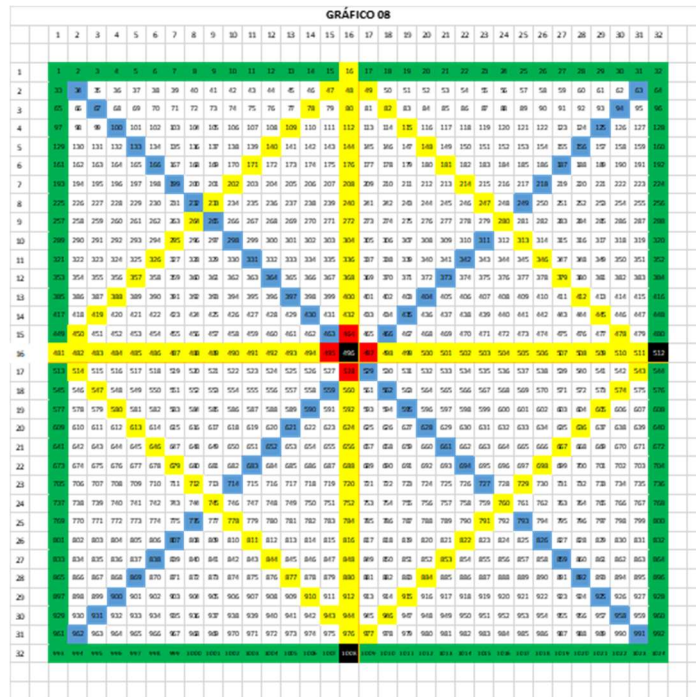


Graph number 0 7 is an attempt to build a perfect sphere from a solid that contains 32 sides at its maximum circumference. It appears that in this graph two other micro-squares highlighted in black already appear to the south and east of the central point. This is justified because the Objectivity Theory demonstrates that between a tail of the sphere and an eye of that same sphere there are 15 micro-squares. In this way, this spherical solid with 32 sides will tangent the cube of the same diameter of that solid in at least four centers.

All constructed solids tangent to the cubic plane in at least two points of its surface, since the cubic plane is equal to the square of the sides of the maximum circumference of the space solid. A solid that touches the cube derived from itself on four sides does not yet have a spherical shape, but it would be better represented by an oval space solid, where not all of its six highest sides in space are able to touch the surface of the cubic plane of itself derivative.

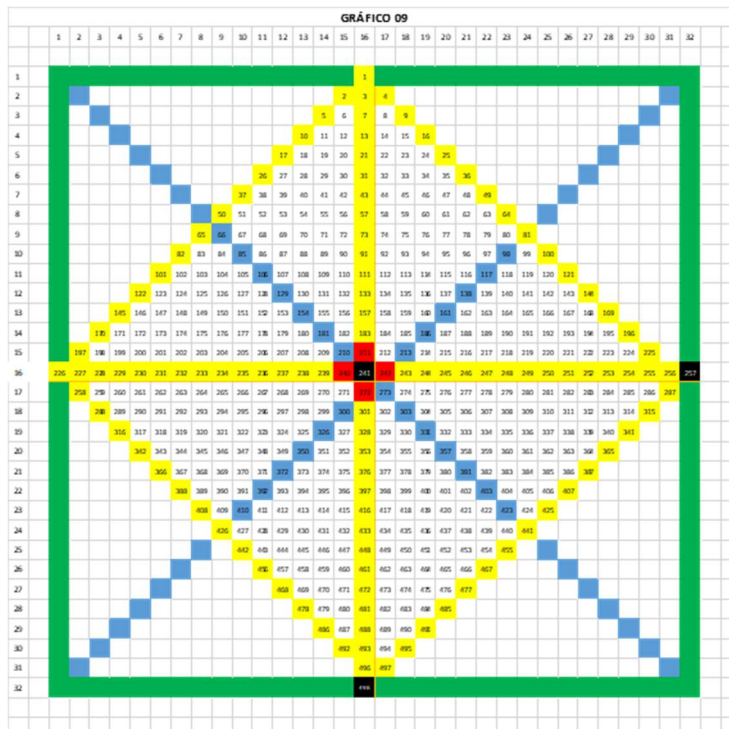
A solid that touches the six centers on the sides of the cube with the same diameter as that solid and that contains it, will tend to look like a sphere. But, it will only be a perfect sphere if its six highest points in space touch the exact center of each side of the cube of equal diameter and that contains that sphere. In addition, this sphere to be perfect will also need to be composed of the exact half of the micro squares that form the cubic plane of itself derived.

Graph 08



Graph number 08 shows that the cubic plane derived from a spatial solid that contains 32 sides on its maximum circumference will be formed by 1024 micro squares. This is because the cubic plane is equal to the square of the number of sides that the maximum circumference of this solid tending to the sphere has.

Graph 09

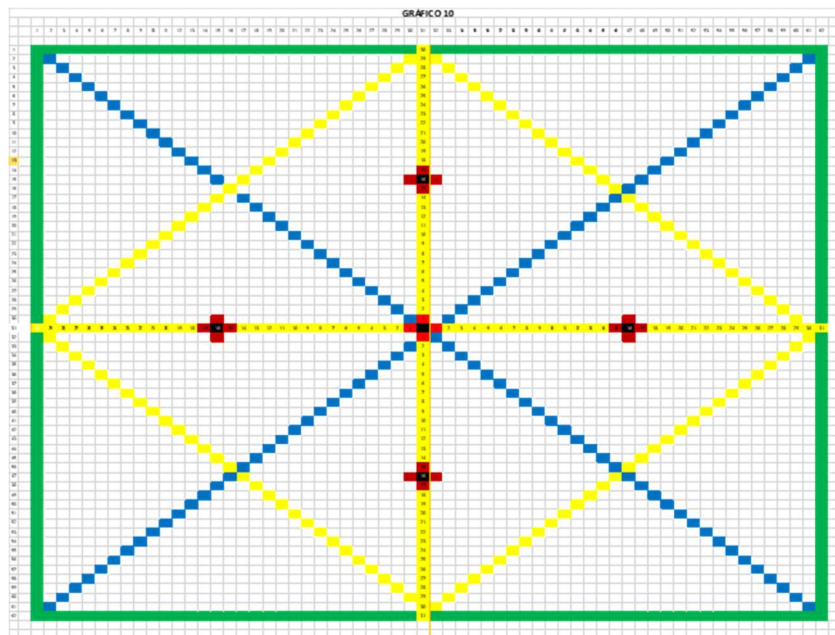


Graph number 09 shows that the space solid formatted by 32 micro squares in its maximum circumference has 498 micro squares of equal diameter composing its body. This solid is not yet a sphere because it does not have all four faces shown after the central micro square highlighted in black, in the form required by the Objectivity Theory presentations.

This demonstrated solid cannot be configured as a perfect sphere either, since its body does not have the exact half of the total micro squares that make up the planned cube, which is derived from the square of the number of sides that the maximum circumference of this solid under plane observation has.

The difference between half of the micro squares that make up the cubic plane and the amount of micro squares that make up the body of the solid under observation is **14**. In the perfect sphere, this difference is zero.

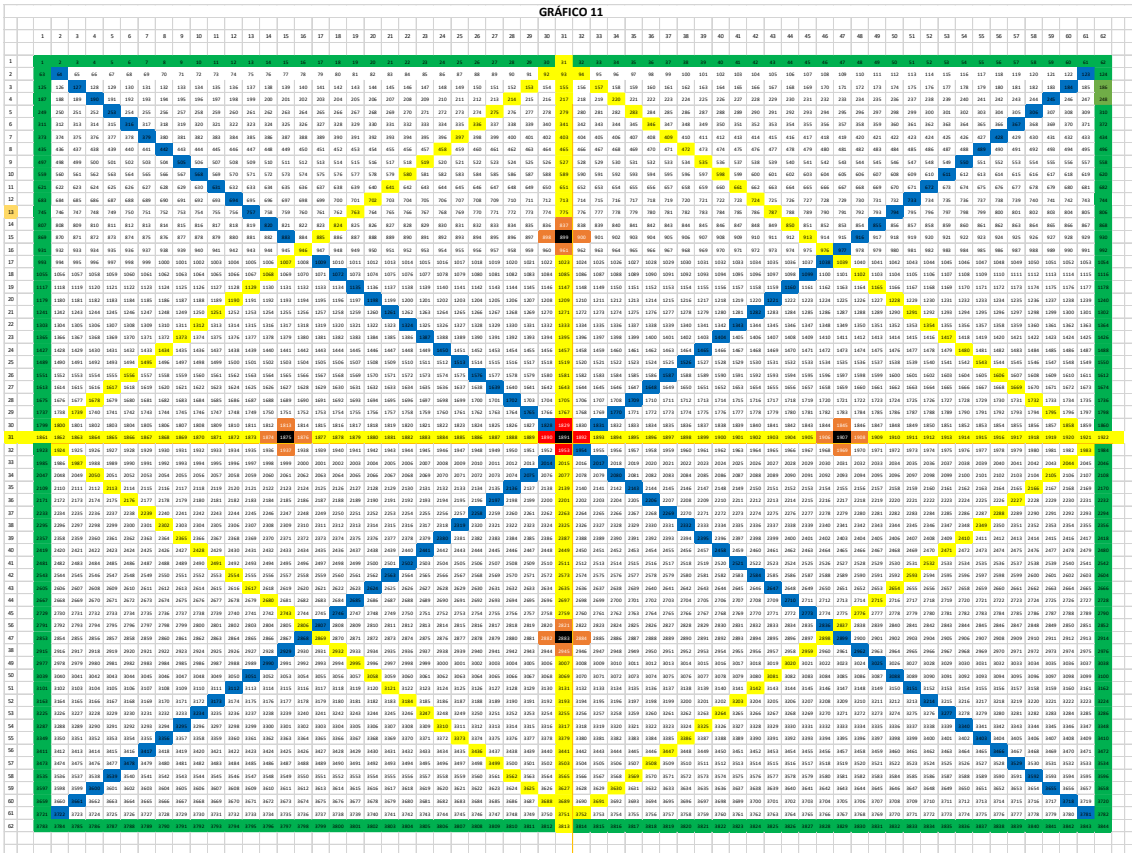
Graph 10



This graph No. 10 shows a spatial sound similar to a sphere planead to and contid to in a cubic plane derived from a circumference formatted for 62 microquadrados. It appears that after the central micro-square highlighted in black, four other centers also appear highlighted in black surrounded by the north, south, east and west by micro-squares in red. These new centers are representative of the eyes of the sphere and are composed of micro-squares that touch four of the six sides of a cube. These eyes appear on the cubic plane because the Theory of Objectivity proves in its geometric constructions that between 15 a tail of the sphere and an eye of the sphere, there are 15 micro squares. The other two sides of the cube will be tangent by the two tails of the sphere. One of the tails of the sphere is this micro-square highlighted in black located in the center of the planned figure. The other tail of the sphere is already there, but it will be highlighted only in the next figures composed of 64 micro squares in its maximum circumference.

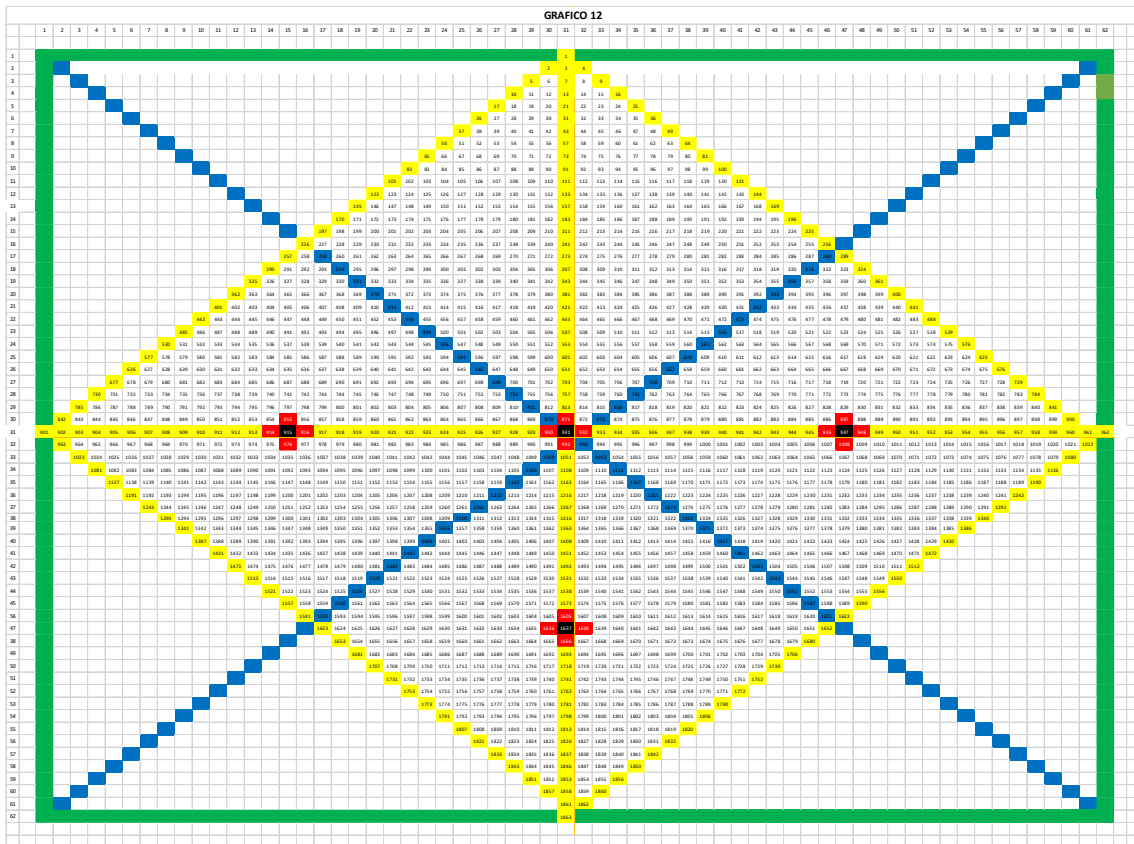
Despite this spherical figure having the six highest sides of its body tangent to a cube of equal diameter and containing this sphere, this solid under observation does not yet form a perfect sphere, as can be seen from the following graphs of numbers 11 and 12.

Graph 11



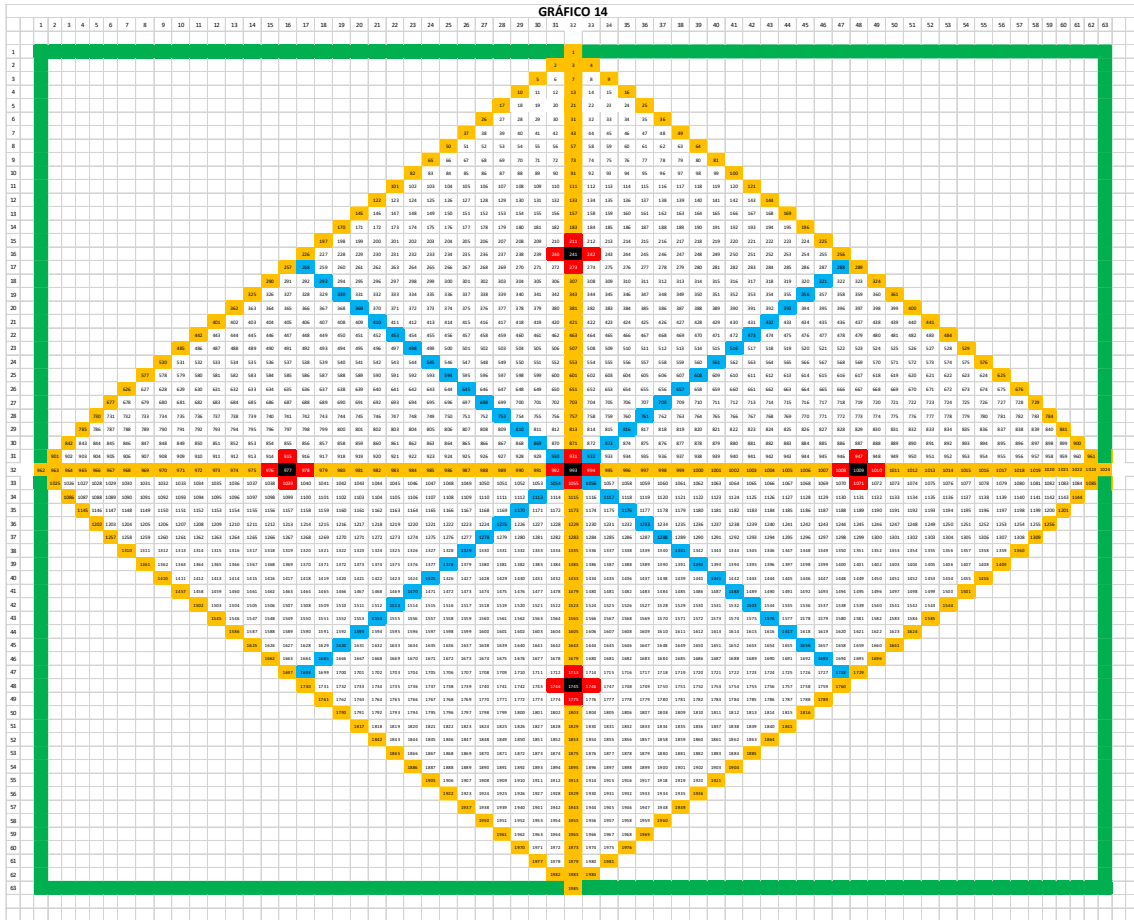
As shown in graph number II, a cubic plane formed from a circumference of 62 sides, has 3844 micro squares composing its body.

Graph 12



Graph number 12 shows that a spherical solid with a circumference formed by 62 sides has 1863 micro squares composing its body. Since the half of the micro squares of the cubic plane of this solid is 1922, then the difference between that half and the number of sides of the spherical solid is 59.

Graph 14



Graph number 14 shows that a spherical geometric solid that has 63 sides on its maximum circumference has its total body formatted by exactly 1985 sides.

Thus, this sphere is not yet a perfect sphere, since the sphere to be perfect, in addition to having all the significant logical centers of the sphere's eyes and tails, must also have the exact half the number of sides of the cubic plane derived from itself.

The cubic plane of this sphere has 3969 sides. So, your half is 1984.5. Since the total body of the sphere corresponds to 1985 micro squares, the difference between 1984.5 sides of the half of a cubic plane and 1985 sides of the sphere corresponds to - 0.5 of a micro square.

This finding is indeed very revealing and interesting, since the result for this difference is a negative value. This negative value cannot mean st to a D the microquadrados comprising the sphere body formed from an circumference side exceeds 63 in half body cube geometric border where the ball is contained. Thus, as no micro-square can be beyond the limit of the sphere's maximum circumference, this negative value means that one of the micro-squares that is common to two faces of the sphere is not in perfect symmetry of division of these two neighboring faces. That is, for two neighboring faces of the sphere under observation, one of the neutral facial lines would be incomplete and would not form the necessary convergence that characterizes it. The neutral facial line is a set of micro-squares that logically separates two faces from the sphere. There are two neutral facial lines, separating the four faces of the sphere. Each of these neutral facial lines connect to the two tails of the sphere. The center of each of these neutral facial lines, contained between two tails, is demarcated by the lowest height micro-square of the sphere. Thus, this micro-square of the center of the neutral facial line is with half of its body in one band of the sphere and the other half of its body in the other band of the sphere. As can be seen in the graphs numbers I0, I1 and I2 , one of the neutral facial lines highlighted in blue, the one located to the west , does not divide one of the bands of the sphere to its exact center, since its ultimate micro-square highlighted in blue is entirely contained within the body of the planned sphere, considering that it converges integrally to the micro-square that gives the lateral

limit of the sphere in its lower part. That is, in these graphical presentations, it appears that to the west, the last micro-square of the neutral facial line is highlighted in yellow, since it converges entirely with the micro-square that limits the sphere body in this sphere band. The other micro squares that make up the neutral facial line to the north, south and east and which are highlighted in blue, have their central micro squares with part inside the body of the planned sphere and another part outside the body of the planned sphere. As only one of the four central points of the neutral facial lines has this convergent presentation, this means a lack of symmetry in this sphere. For there to be symmetry, all micro-squares should be in the same converging position, or even two of the micro-squares could be in these converging positions. This is justified because the sphere is perfectly symmetrical and has two bands built from specific logical centers. Therefore, two converging micro-squares can logically indicate a symmetry with two other non-converging micro-squares.

Were demonstrated here trying to build a logical and perfect sphere with numbers integer divisors of 64, starting at 8. The presentations made showed that the differences between the half side of the cubic plane and the total number of sides shape the sphere have always resulted in positive values. This difference for an 8-sided solid was 1, for a 16-sided solid it was 6, for a 32-sided solid it was 14. The difference for a cubic plane derived from a 62-sided sphere was 59. In turn, this difference for a solid composed from a circumference of 63 sides was negative (-0.5).

As it turned out, the differences of the entire divisors of 64 formed an increasing scale of 1, 6, 14 and 59. So, the amount of 63 logical parts of the maximum circumference of the sphere built, this scale jumped to a negative value means microquadrado. This jump from a positive value of 59 micro-squared to a negative value of a micro-squared medium is logical evidence that demonstrates that, in fact, as will be seen in the graph constructed from a circumference composed of 64 sides, the perfectly logical and symmetrical sphere has 2048 sides.

Thus, this negative value found in the micro-squared medium when the cubic plane is derived from a circumference composed of 63 sides, indicates that one of the micro-squares that make up the neutral facial line that divides the two bands of the sphere is not entirely symmetrical in the exact center that marks the lower positioning of the sphere, in a static position, converging to a cube of the same diameter. In logical conclusion, this negative value indicates that this sphere is not perfectly symmetrical. This fact will occur for all spheres whose maximum circumferences are made up of an odd number of sides. However, as 63 sides is the last odd number before the logical amount of 64 micro-squares, this observation of the negative result between half the body of the cubic plane and the amount of micro-squares that make up the body of the sphere serves to corroborate these facts. This also indicates that it is not possible to build a logical and perfect sphere from a circumference composed of an odd number of sides.

An important fact to stand out in this aspect is that the Theory of Objectivity shows that between two tails of a sphere with a circumference composed of 64 sides, there are 62 micro squares. The number of logical centers contained in one of the sphere's maximum circumferences is 4. The first center is one of the tails of the sphere in one of the bands of the sphere, the other two are two eyes of the sphere arranged in the two directions that this circumference takes from that first tail. And the fourth central micro-square is the other tail of the sphere located in the other band of this solid. Thus, as between a tail of the sphere and an eye of that sphere there must be 15 micro-squares, if this sphere is perfect and symmetrical, this indicates that it is not possible to build a sphere that has the four logical eyes in the cubic plane if this sphere has a number of sides less than 62. This is because if we take two eyes of the sphere that are symmetrical horizontally or vertically, we will have a minimum amount of 60 micro-squares between the tails of that sphere and the eyes of that same sphere. Thirty of these micro squares are on one side and another thirty are on the parallel face, horizontally (east / west) or vertically (north / south). It is not necessary to construct the composite graphs from a circumference formatted by an odd number less than 63. This is justified because in addition to the micro squares that are contained between a tail and an eye of the sphere, one must also consider the micro squares referring to the centers of the sphere itself, which are the two tails and the four eyes. A random than a cubic plan shows that some minor odd number than 63 can bring perfect symmetry between facial neutral lines and the body of the sphere, this cubic plan will not bring the other logical requirement of perfect sphere, which is an amount exact 15 micro-squared between a tail and an eye of the logical sphere.

Given these facts, it is concluded that it is not necessary to build cubic planes generated from spherical circumferences composed of an odd number of sides smaller than 63, since even if any of them indicate the symmetry between the neutral facial lines and the body of the spherical, it will not be possible to meet the minimum amount of 15 micro-squares required between a tail and an eye of the sphere, so that this sphere is perfectly symmetrical, along the lines of what has already been proven in the logical and geometric demonstrations carried out in the Objectivity Theory.

The square of 64 is 4096. In turn, the half of 4096 is 2048. Thus, the difference between the half of the cubic plane and the body of the perfect sphere is zero, as will be shown below in the construction of the cubic plane derived from 64 logical sides.

Graph 15

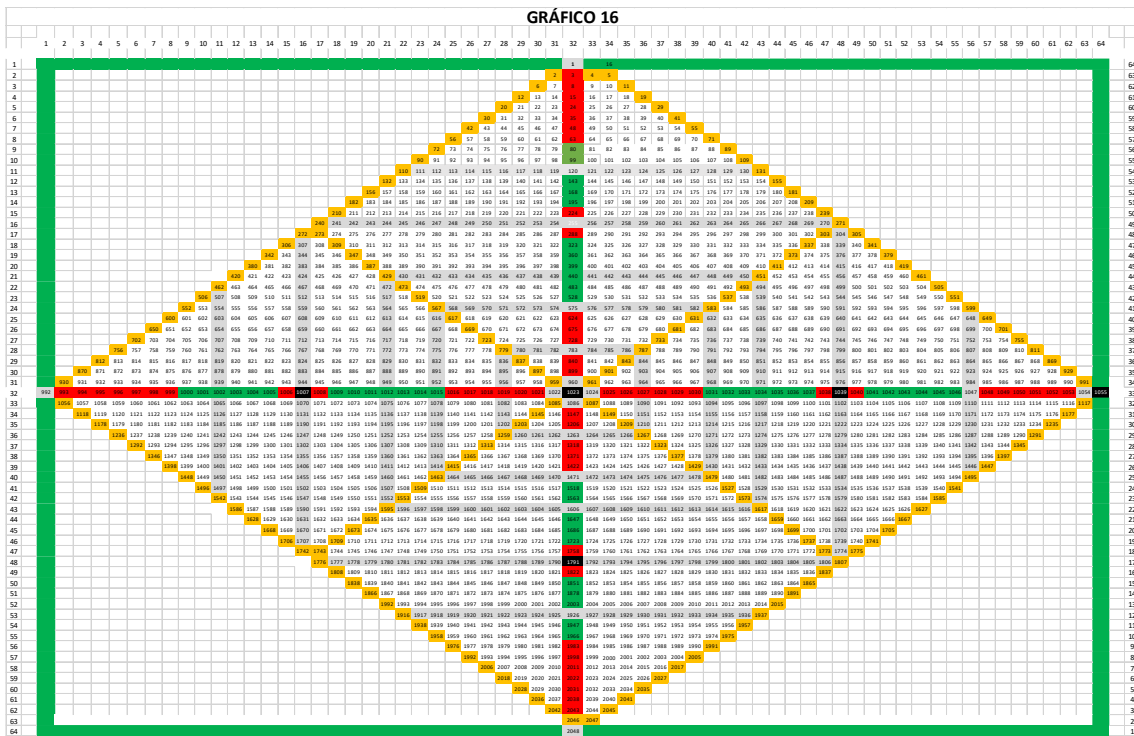
GRÁFICO 15: A large grid of numbers from 1 to 64, arranged in a 64x64 pattern, representing the graph number 15.

The graph number 15 represents a perfect and symmetrical sphere in a planned form contained within a cubic plane derived from the 64 logical parts that shape the maximum circumference of that sphere.

This perfect sphere, as the Objectivity Theory proves, only occurs in our existence twice. A first time in the initial and eternal logical point before the appearance of the universe. The second time is in the configuration of this universe that makes up our current existence. The two perfect spheres represent the minimum logical sphere and the maximum logical sphere that occur in the current existence. The maximum sphere is the universe itself. And the minimum sphere is the spherical and logical point from which this universe was derived. The primordial minimum sphere after expanding the space that forms the universe from its faces, is fixed in the center of that universe and remains there perpetually. These two ball's logics are not composed of matter, but there are as necessary conditions for the existence can be effective logically. Between these two perfect spheres, minimum and maximum, other perfect spheres cannot exist or be formed, even if artificially. This presentation geometric graphic number 15 is an approximation, it is a relativity has so dissected cubic logic flat geometry of these two universal perfect spheres. Precisely for this reason, it is not possible within the universe to build a spherical solid with its sides composed of micro squares. This is justified because these two perfect spheres are virtual elements and are not composed of atoms. The atomic element within the universe of similar size to the primordial eternal sphere is the hydrogen atom of a single

sphere, called by the science of protium. However, Objectivity Theory demonstrates that this protium is no longer a perfect sphere equal to the primordial point, due to quantum changes that the primordial filaments that make up this atom undergoes during its creation. The initial spherical point occurs as an eternal solid geometric figure and the universe derived from that spherical point is composed of virtual filaments that expand from the four faces of this primordial sphere. However, the presentations presented here manage, from these micro squares, to demonstrate in a real, logical and mathematical way, that every perfect sphere has the necessary 2048 micro squares composing its body. The cubic plane of the same diameter of this sphere has 4096 micro-squares. Thus, the half of 4096 is exactly equal to 2048. The difference between the half of the cubic plane and the body of this sphere made up of a maximum circumference of 64 sides is equal to zero. On the other hand, the six highest logical points in space, if we consider that this sphere is in a static position and contained within a cube of the same diameter, also in a static position, are shown in the graphs presented below, numbers 16 and 17.

Graph I6



Graph number 16 confirms that the total number of micro squares composing the body of this 64-sided sphere in its circumference has a total of 2048 micro squares composing its body.

The central tail of a s strip s of the sphere and the four eyes of this sphere are already defined in the body of the cubic plane, since the ball faces are formed after 15 subsequent to that microquadrados tail. That is, between a tail of the sphere and an eye of that sphere there are 15 micro-squares. Thus, it appears that from the central tail of the sphere located in the micro-square of number I023, the eyes of the sphere are located, located in the micro-squares of numbers 255, I007,I039 and I791.

Therefore, five of the six centers of the sphere are already defined, now it remains only to determine the location of the other tail of the sphere.

It can be seen in the cubic plane that after the eyes located in the micro squares number 255 and I007 there are 15 micro squares. Thus, it proves that these number I and number 992 micro-squares cannot be the other tail of the sphere. This is because if these micro squares are taken, each one, as the tail of the sphere that still remains to be presented, between this micro square and the eyes of the sphere contained in the planned circumferences that are registered horizontally and vertically, would be only I4 micro squares. In other words, between micro-square number I and micro-square number 255, there are only I4 micro-squares. And between the micro-square number 992 and the micro-square I007 there are also I4 micro-

squares. In this way, the number 1 and 992 micro-squares cannot be considered, individually, the other tail of the sphere that remains to be demonstrated, since they do not meet the requirement that requires 15 micro-squares between a tail and an eye of the sphere.

Thus, only the micro-squared number 1055 and the micro-square number 2048 remain as options of being the logical locations of the location of the second tail of the sphere. The total circumference of the sphere has 64 micro squares. Thus, between two tails of the sphere there are 62 micro-squares.

The center of graph number 16 shows the following configuration of the numerical order of the micro squares that comprise it:

959	960	961
1022	1023	1024
1085	1086	1087

This is the first center of the ball. The first tail located in one of the bands of the perfect sphere. As understood, the three lines bring numbers are sequential, compounds 959, 960, 961 in the first row. The numbers 1022, 1023 and 1024 on the second line. And order numbers 1085, 1086 and 1087 on the third line.

It is noted that the difference between the number of higher line from the lowest digit of the previous row always has as a result the number 63.

Thus, we have the following possible results:

$$1085 - 1022 = 63$$

$$1022 - 959 = 63$$

$$1086 - 1023 = 63$$

$$1023 - 960 = 63$$

$$1087 - 1024 = 63$$

$$1024 - 961 = 63$$

We already know that the micro squares that are able to be in the center of the other yet unknown tail are those of location 155 and 2048. Therefore, one can build the sequence of the unknown tail and discover the central microquadrado, beyond its neighbors, using a numerical sequence that reproduces these sequences as much as possible and these difference values equivalent to 63 found in the sequence of the micro-squares nearing the known tail.

The location micro-square 155 and the location micro-square 2048 will be either the center of the tail or one of the micro-squares adjacent to that center. Thus, we will still have micro-squares of numbers 1 and 992 as necessary neighbors of this tail, since these are at the ends of the cubic plane.

Thus, in a justified way, considering the parameters verified in the center regarding the known tail, we have the following sequence for the second tail of the perfect sphere:

991	992	993
1054	1055	1056
1	2047	2048

This is the sequence of micro squares contained in the body of the perfectly spherical solid figure. This sequence makes up the second tail of the sphere and completes the total of six logical centers contained in the body of that sphere that tangency, in a static position, its sides of a cube of equal diameter where that sphere is contained.

The first requirement for this set of numbers to be justifiably the sequence that makes up the other tail of the sphere, including neighboring micro squares, is that of sequential order. As it turned out, the known tail had in the three lines sequential numbers composed of 959, 960, 961 in the first line. The numbers 1022, 1023 and 1024 on the second line. And order numbers 1085, 1086 and 1087 on the third line.

The second center where the tail of the sphere is contained also serves a sequential order in its lines composed of 991, 992 and 993 in the first line. The sequential numbers 1054, 1055 and 1056 on the second line. And, the sequential numbers of 2047 and 2048 on the third line. Evidently, the number 1 micro-square is apparently not part of the sequence because this set is revealing the ends of the sphere in flat presentation and subdivided into 2048 equal parts. However, micro-squared number 1 is also next to the last micro-square number 2048, as one represents the beginning of the count and the other the end of the micro-squares count, therefore, these two micro-squares are contained in the same center composed of a set of six micro-squared.

The second requirement that proves that micro-squared number 155 is the second tail of the sphere and is close to the other micro-squares presented is the difference between the values of a line in relation to the value of the previous line of the same column. The result will always be 63.

So let's see:

$$1054 - 991 = 63$$

$$1055 - 992 = 63$$

$$1056 - 993 = 63$$

$$1023 - 960 = 63$$

As for the third line, it obviously cannot be used to directly assess this difference requirement and match the characteristics of the first known tail. This is justified because the numbers that make up that last line are at the ends of the numerical sequence that makes up the cubic plane. However, when this plane is again formatted for a sphere, these micro-squares were within the logical set neighboring the central tail represented by the number 155 micro-square.

However, this last line still meets the difference requirement to find values that complement the proofs here already carried out.

In the first column of the set of numbers presented are the numbers 991, 1054 and 1. The sum of these numbers is equal to 2046. And that number 2046 is the number that completes the numerical sequence of the third line of numbers presented. Thus, considering this sum of the first three numbers used to replace the number 1 with 2046, the third row would have the sequence of 2046, 2047, 2048.

To further corroborate what is already proven, one can also test another logical finding: the difference between this sequence of numbers contained in the last recomposed line and formed by 2046, 2047, 2048, when these values are subtracted from the values of second row and in the respective column, the values found are equal to the values of the first row of sequential micro squares.

Let's see:

$$2046 - 1054 = 992$$

$$2047 - 1055 = 992$$

$$2048 - 1056 = 992$$

In addition to these findings, it also appears that the number 992 represents the micro-square that is at the west end of the cubic plane and the number 1 represents the micro-square that is at the north end of the cubic plane. Adding these two ends of the cubic plane with the other end representing the second tail of the sphere, demarcated by the micro-squared number 1055, we find the total amount of micro-squares that make up the cubic plane, which is equal to 2048.

Therefore, it can be established the following mathematical rule for op 1 year cubic which is constructed from a maximum circumference of the spherical solid perfect:

The sum of the numbers representing the ends of three microquadrados lower value of cubic plane of perfect sphere logical mind and symmetrical equals the total amount of microquadrados that make up this same plane, which is the end of greater value.

I believe that there is an open door to establish many mathematical rules from the construction of cubic planes. However, the objective pursued here has already been proven. I must, at this point, just clarify that the positioning of the beginning of the count of the micro squares that compose the cubic plane is not random and will influence the final result of the logical conclusions. In these graphs presented, the numbers started with the north of the cubic plane. However, getting that same number by any of the other guidance points the logic of the conclusions presented to change will, for the primary perfect sphere has certain logical faces and there can be no randomness in this era before the emergence of the universe.

As and check, the cubic plane of the perfect sphere is drawn from a scale containing 64 micro squares. In this way, the center of this scale would be an imaginary line contained between the number 32 and the number 33, because in this way each part of the scale would have 32 micro squares. It turns out that this presentation is being made with the intuition of corroborating the evidence already made in the Theory of Objectivity and finding the perfect sphere from the construction of a cubic plane derived from that sphere. Thus, the Theory of Objectivity does not admit that zero or an imaginary line is at the center of any element, for the purpose of assessing logical and mathematical truths about that geometric element. Thus, the Theory of Objectivity shows from what she calls the existential equation, in confrontation with the logic number of sides of the first perfect sphere, the logical centers that sphere. Thus, this theory proves that the logical centers of the sphere are four main ones, calculated from the existential equation inscribed by $n + 1 = n - 1$.

The Objectivity Theory performs the calculations to find the logical centers of the sphere considering that $n + 1$ represents a band in that sphere and $n - 1$ represents the other band in that same sphere. Thus, the heats found there are as follows:

Values of $n1 = (30, 32)$

Values of $n2 = (32, 34)$

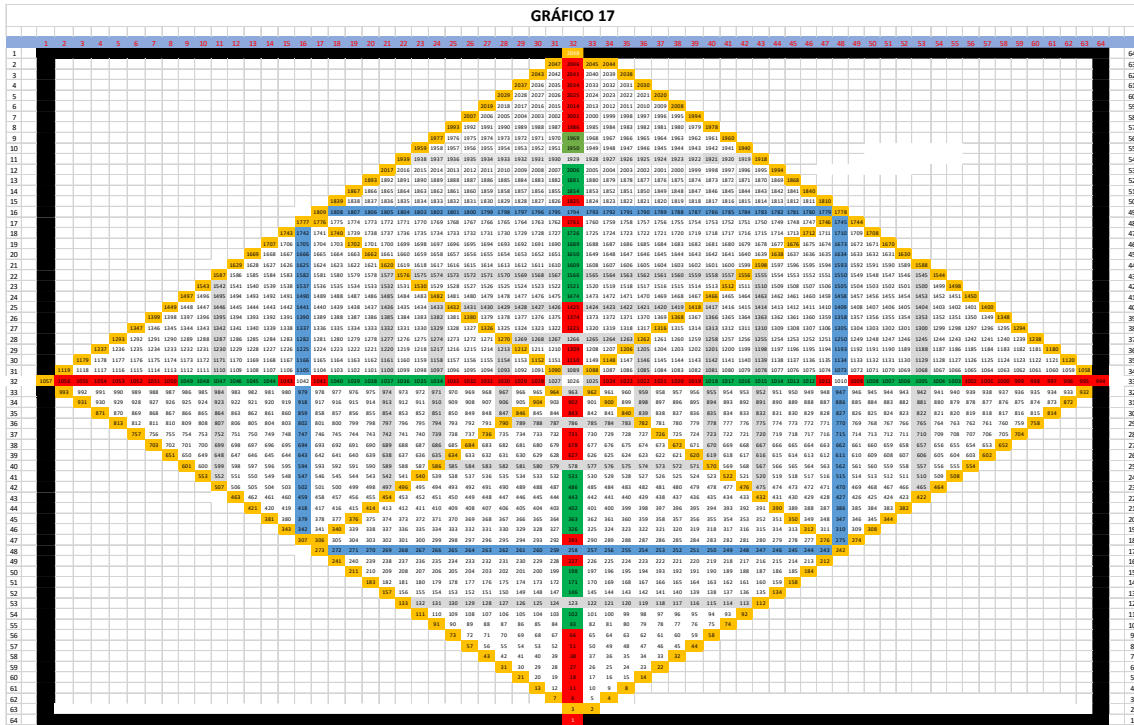
Thus, as it turns out, 32 is one of the logical centers presented by the Theory of Objectivity. And this logic center belongs simultaneously to the two logical bands of the sphere. For this reason, the graphics here presented build the two maximum circles of the sphere placing the central microquadrado positioned on the scale line 32 in its North / South directions (vertical line) position and East / West this (horizontal line)

Thus, these graphic presentations are not taken at random, but represent the centers determined in the Theory of Objectivity. In summary, the center of 64 parts is necessarily 32, since the half of 64 is 32 and this theory does not admit zero in the center of the element.

The Theory of Objectivity confirms that the perfect initial logical sphere does not have a construction from previous element, because it truly is the first eternal and your formatting element occurs in a logical way. That is, if any element occurs before the appearance of the universe, that element needs an essence, a geometric and logical configuration. Thus, what makes up the body of this element is the Logical and Eternal Mathematical Essence. Thus, there is no randomness in this era prior to the universe. For this reason, this positioning of the micro-squares necessarily occurs in that position.

We can see in graph number 16 that the count of the micro-squares and the establishment of their respective numbers start from the north. Thus, this rule established here that **the sum of the numbers that represent the ends of the three micro-squares of the lowest value in the cubic plane of the perfect sphere is equal to the total number of micro-squares that make up that same plane, which will represent the highest-value end**, will only apply if that count starts at the north position. This same rule will not apply if the count starts with the other positions: south, east and west. This fact is further proof that this sphere is an eternal logical construction and there is no randomness in this age.

Graph 17



This graph 17 proves that the perfect primordial sphere is not taken randomly, but in an objectively logical way.

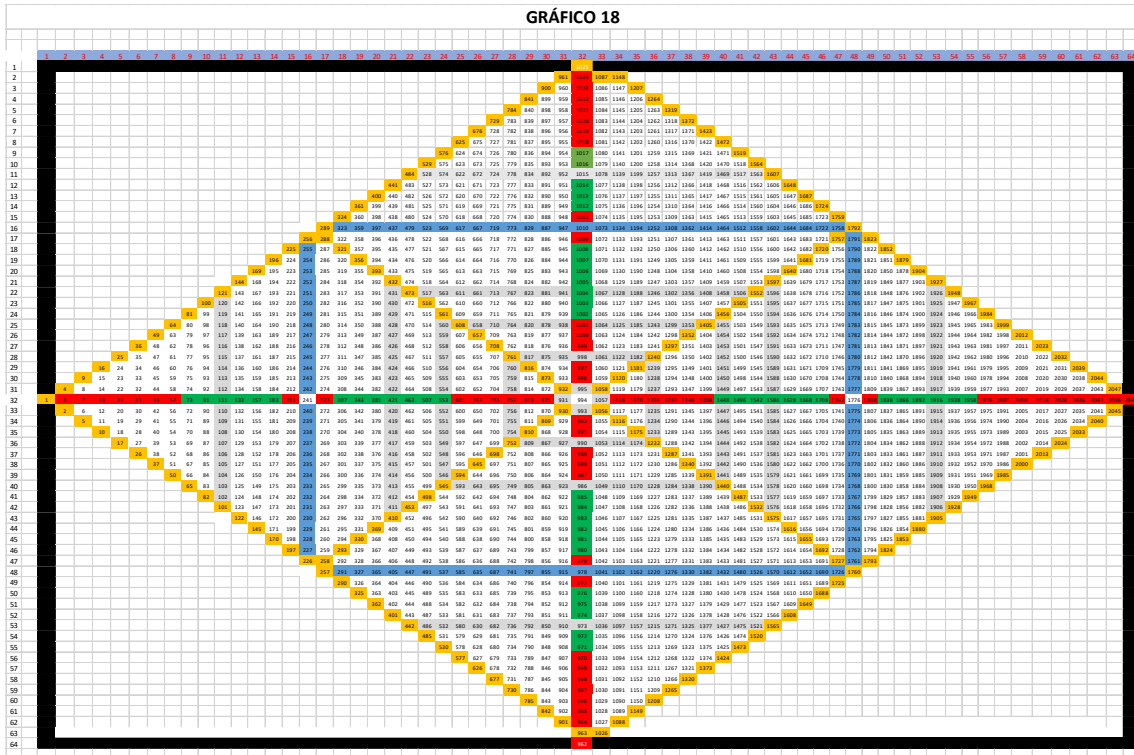
The counting of the micro squares in this graph number 17 is being carried out from the South direction. In addition, logic requires that this counting be performed in a clockwise direction, in this graph and in all the others built here. If the count of the micro squares does not obey the clockwise direction, it would not be possible to establish a sequential and logical numbering, due to the positioning of the two maximum circumferences being located in the logical center of value 32. Therefore, the following principle can be established:

The perfectly logical sphere, in addition to fulfilling the requirements of having its number of sides equal to half the body of the cubic plane derived from it and having six logical centers representing the tails and faces of the sphere, needs to have an order for each of the micro squares that compose it, the first micro-square being established at the north end of the plane and the last at the end of that same plane, and this counting of the numbering of these micro-squares has to occur in a clockwise direction.

It appears that the sphere with the counting from the south does not meet the mathematical and logical rule that adds that the sum of the numbers representing the ends of the three micro-squares of the lowest value of the cubic plane of the perfect sphere is equal to the total amount of micro-squares that make up this same plan, which will represent the most valuable edge .

In the graph number 17 with the beginning of the count to the south, it appears that the ends of the cubic plane, in addition to the end with the highest value, are: 1, 994 and 1057. The sum of these values is equal to 2052. Therefore, It is known that this sphere, which has the order of its micro squares numbered sequentially from the south, does not meet the principle of non-randomness of the initial and perfect spherical point.

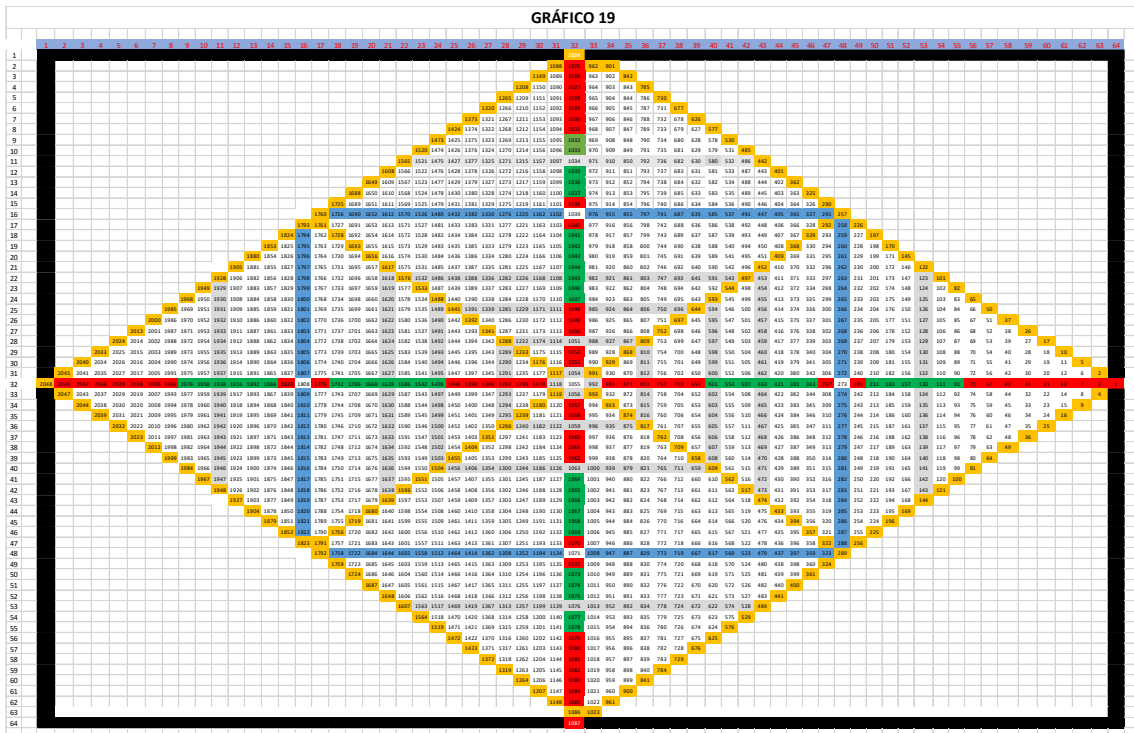
Graph18



In graph number 18, the count of the micro squares from the south does not meet the mathematical and logical rule that **add that the numbers representing the ends of the three micro squares of the lowest value in the cubic plane of the perfect sphere are equal to the total number of micro squares that make up that same plan, which will represent the most valuable end.**

With the beginning of the count to the south, it appears that the ends of the cubic plane, in addition to the end with the highest value, are: 1, 9 62 and 10 25. The sum of these values is equal to 1988. Therefore, it appears that this sphere, which has the order of its micro-squares numbered sequentially from the south, does not meet the principle of non-randomness of the initial and perfect spherical point.

Graph 19



The chart number 19 has the count of microquadrados from the east and does not meet the math and logic rule that adds to the sum of the numbers representing the ends of the three microquadrados lower value of cubic plane of perfect sphere is equal to the total amount of micro squares that make up the same plan, which will represent the most valuable edge.

With the start of counting to the east, it appears that the ends of the cubic plane, in addition to the end with the highest value, are: 1, 1024 and 1087. The sum of these values is equal to 2112. Therefore, it appears that this sphere, which has the order of its micro squares numbered sequentially from the south, does not meet the principle of non-randomness of the initial and perfect spherical point.

It was proved here that only the number 16 graphic that has the order of its micro squares established from the north and clockwise, fulfills all the logical requirements of symmetry and also of non-randomness in the body of the initial spherical point. In this way, the perfectly logical sphere is formed by 2048 sides (micro-squared) of equal diameters. This perfect sphere also fulfills the requirements of having its number of sides equal to half the body of the cubic plane derived from it and having six logical centers representing the tails and faces of the sphere. This perfect sphere also needs to have an order for each of the micro squares that compose it, the first micro square being established at the north end of the cubic plane and the last one at the south end of that same cubic plane, and this count of the number of these micro squares has to occur in the clockwise.

These statements reaffirm the evidence already carried out by the Theory of Objectivity and also prove that there is established: the faces of the primordial sphere are determined logically and objectively, as well as the directions of expansion that creates the early universe. This initial and perfect spherical point that occurs before the appearance of the universe and which is called Nothing, has no randomness and its entire geometric body, composed of the micro-squares, in addition to its six logical centers, occurs in places established by the Eternal Primitive Mathematical Essence and they are not a random construction. This proves that the firstborn Universe is formed from that initial and eternal point. These findings also prove that existence is maintained perpetually and successively from the application of these geometric and logical laws.

References

CABANNAS, Vidamor. Theory of Objectivity - A third theory of the origin of the universe. viXra.org > General Science and Philosophy > viXra:1904.0536.

Available at CABANNAS, Vidamor. Theory of Objectivity - A third theory of the origin of the universe. Available at . Accessed on April 2, 2020. CABANNAS, Vidamor. Comments.

Available at < <https://www.theoryofobjectivity.com/newpage3>>. Accessed on April 2, 2020.

Copyright © All rights reserved. 2020 - Vidamor Cabannas, Brazil, (Denivaldo Silva)