

# ***Original article***

## ***$\zeta$ star people's speech***

Riemann hypothesis

## ***Counterexample***

Toshiro Takami

[mmm82889@yahoo.co.jp](mailto:mmm82889@yahoo.co.jp)

### ***Abstract***

I had a dream. There was a  $\zeta$  star.

It is in 7005 to 7006.5

I just told him to disappear.

I soon noticed that this was counter example.

Write before I die. Write in a hurry.

plot [{re [zeta [0.5002 + i t]], im [zeta [0.5002 + i t]]}, {t, 7005.0, 7005.1}]

I want you to see. It was a counter example.

Perhaps I did not try to ascertain the 73 counterexamples that I showed, so it seems that the  $\zeta$  star showed me.

### ***Introduction***

$$\zeta(s) = \sum_{n=1}^{\infty} \frac{1}{n^s} \quad (1)$$

$$\zeta(s) = \frac{2^s}{2^s - 1} \frac{3^s}{3^s - 1} \frac{5^s}{5^s - 1} \frac{7^s}{7^s - 1} \cdots \quad (2)$$

## Discussion

7005.0----7005.1---7005.06---7005.10

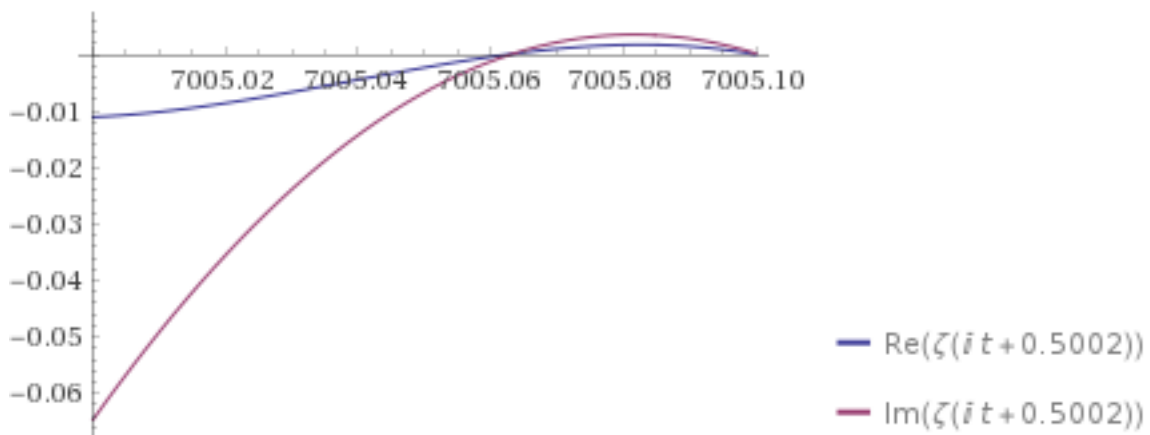
$\text{zeta}(0.5+i7005.06) = -0.0004786654355154348\dots - 0.001182246360096180\dots i$

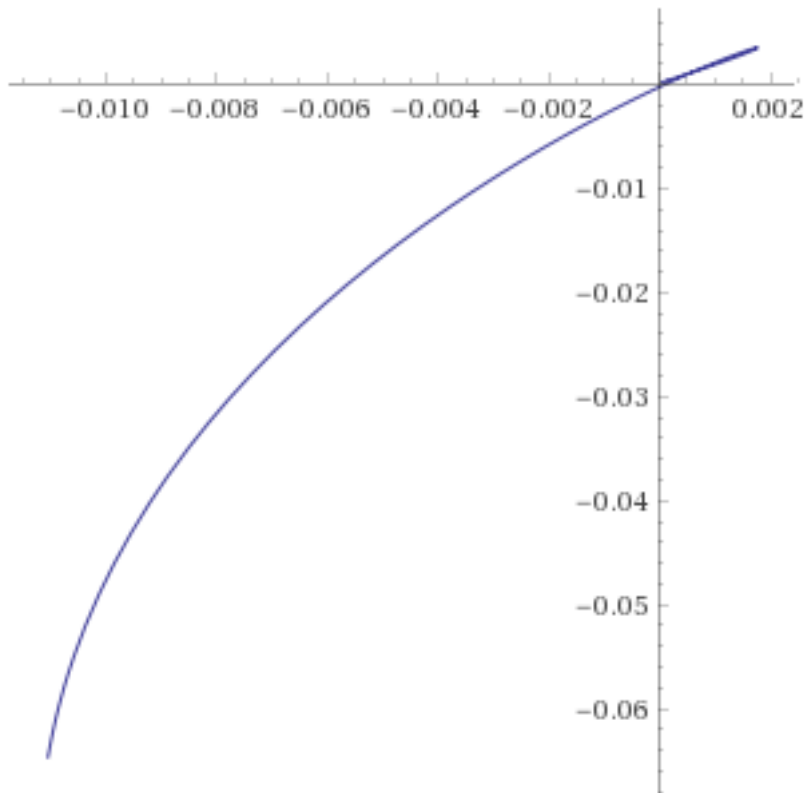
$\text{zeta}(0.5+i7005.10) = 0.0001190074866161391\dots + 0.0002054451834627562\dots i$

$\text{zeta}(0.5002+i7005.06) = -0.0003901060956160963\dots - 0.001216681136648800\dots i$

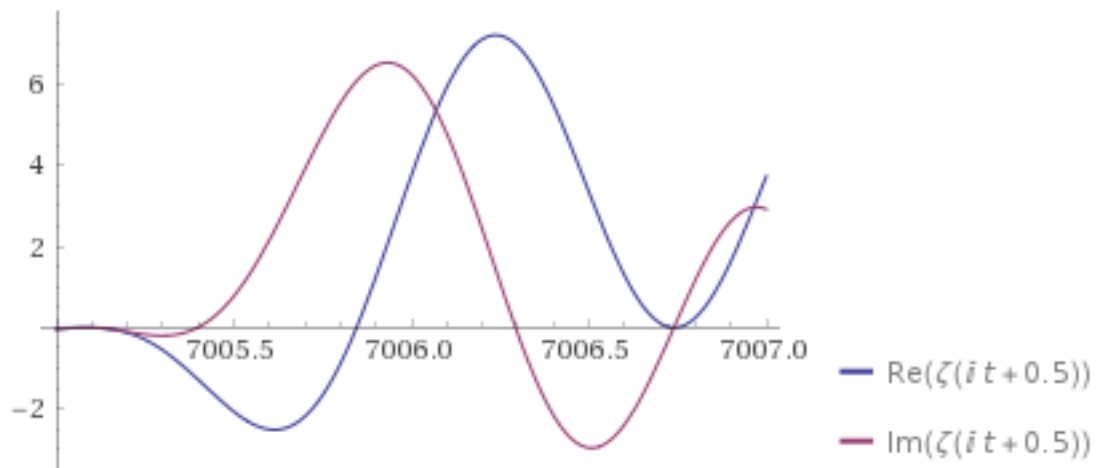
$\text{zeta}(0.5002+i7005.10) = 0.00004757822995056378\dots + 0.0002471665571708575\dots i$

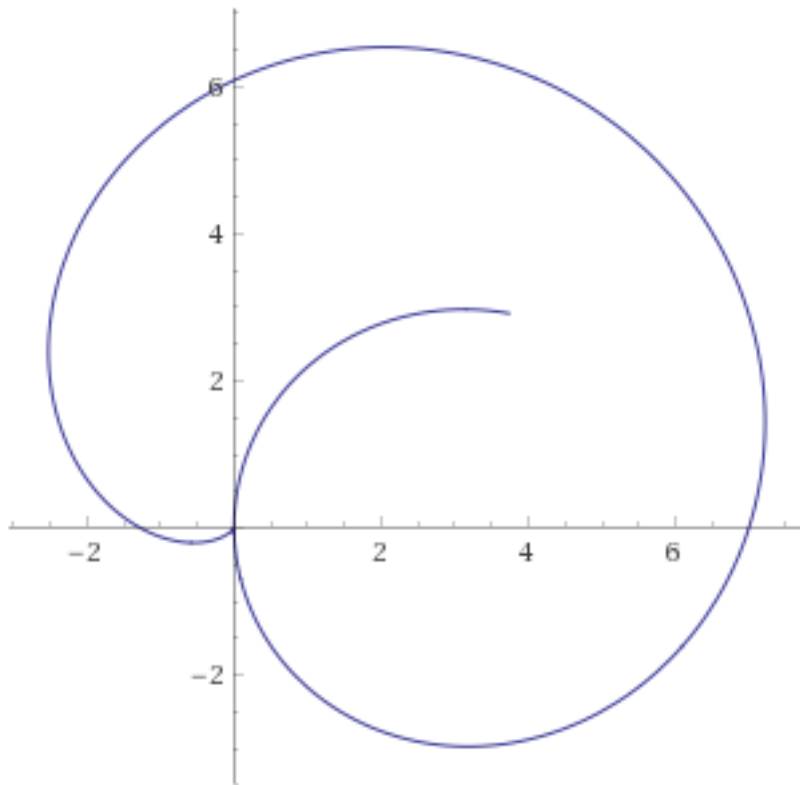
`plot[ {re[zeta[0.5002+i t ]], im[ zeta[0.5002+i t ] ]}, {t, 7005.0, 7005.1} ]`





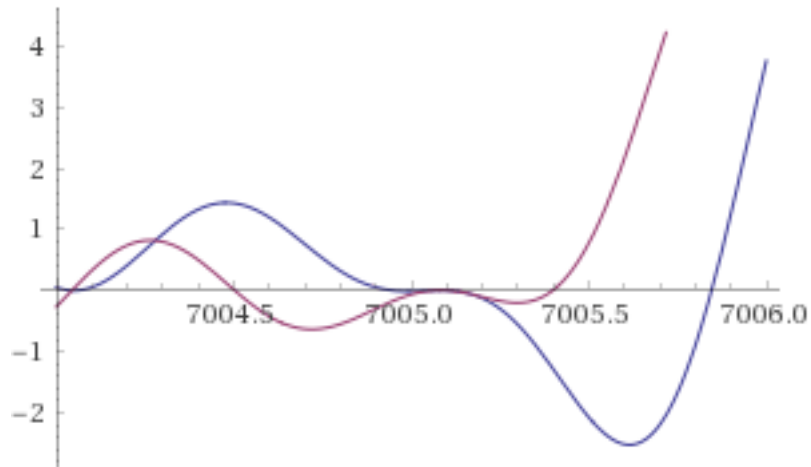
`plot[ {re[zeta[0.5+i t ]], im[ zeta[0.5+i t ] ]}, {t, 7005, 7007} ]`





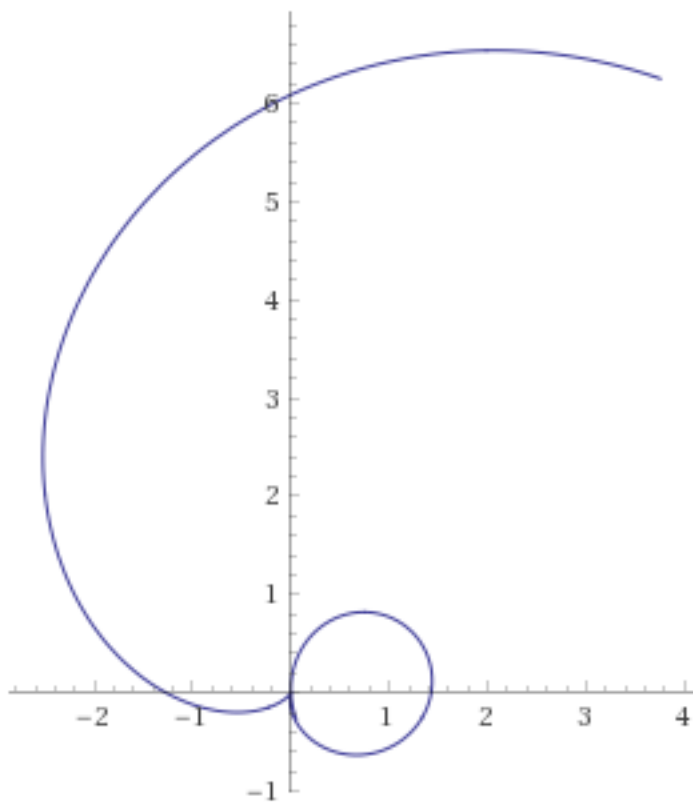
(t from 7005 to 7007)

plot[ {re[zeta[0.5+i t ]], im[ zeta[0.5+i t ]], {t, 7004, 7006} ]



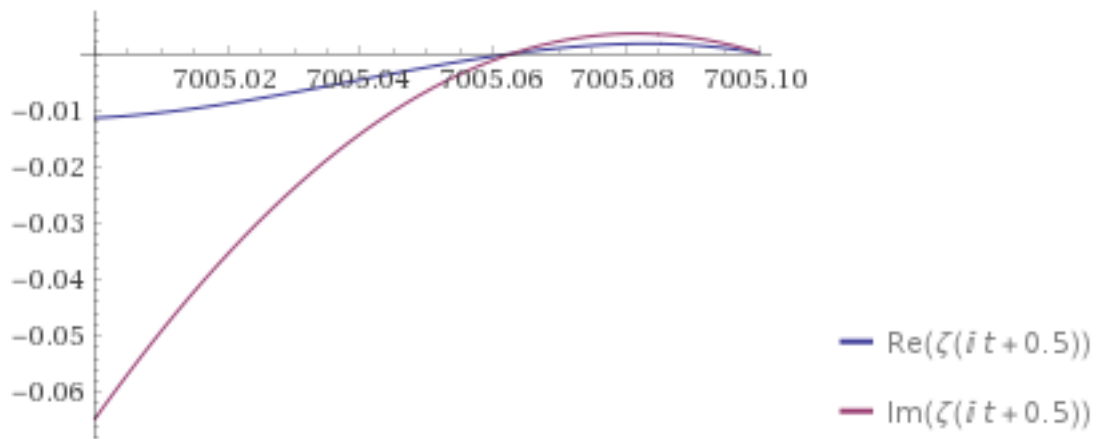
—  $\text{Re}(\zeta(it + 0.5))$

—  $\text{Im}(\zeta(it + 0.5))$



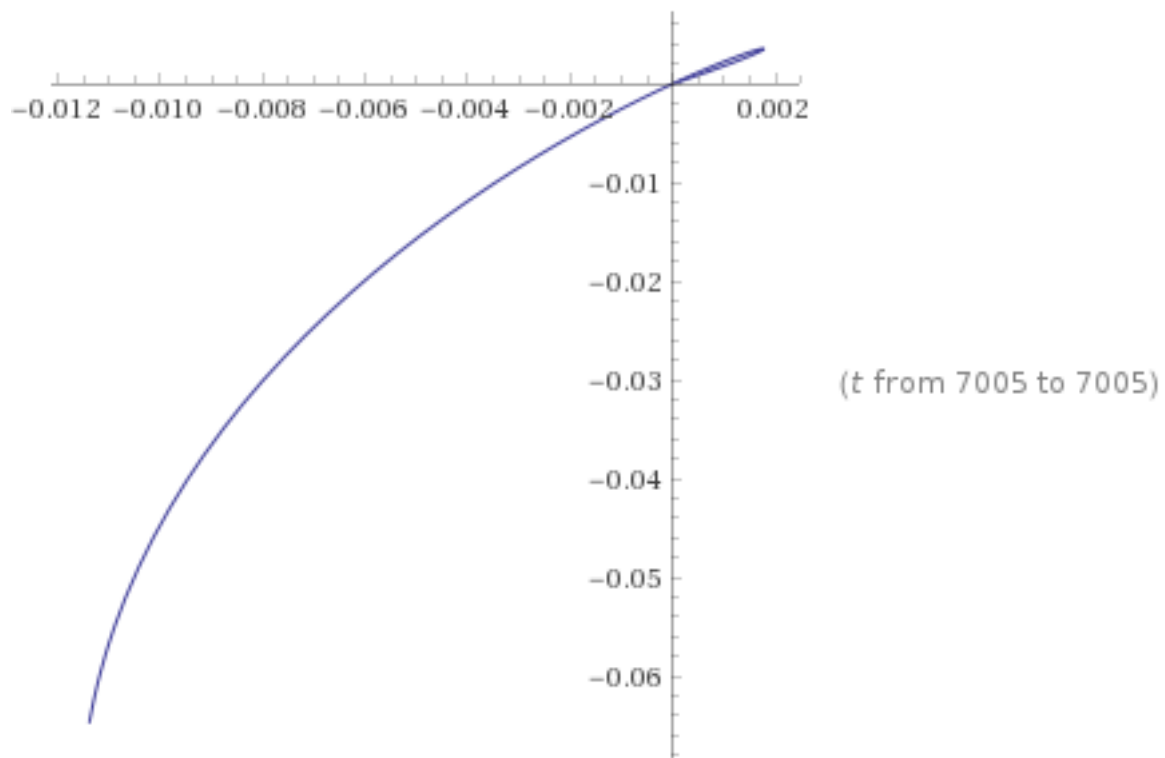
(t from 7004 to 7006)

plot[ {re[zeta[0.5+i t ]], im[ zeta[0.5+i t ]]}, {t, 7005.0, 7005.1} ]

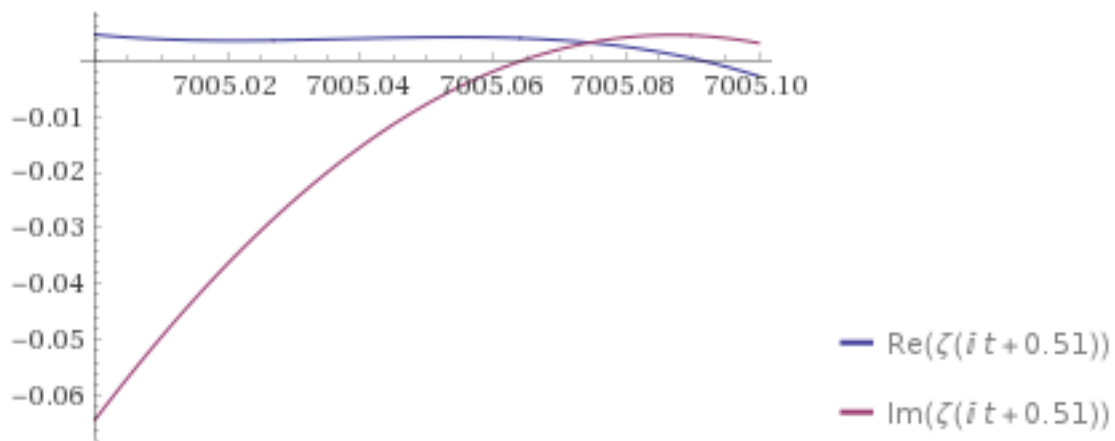


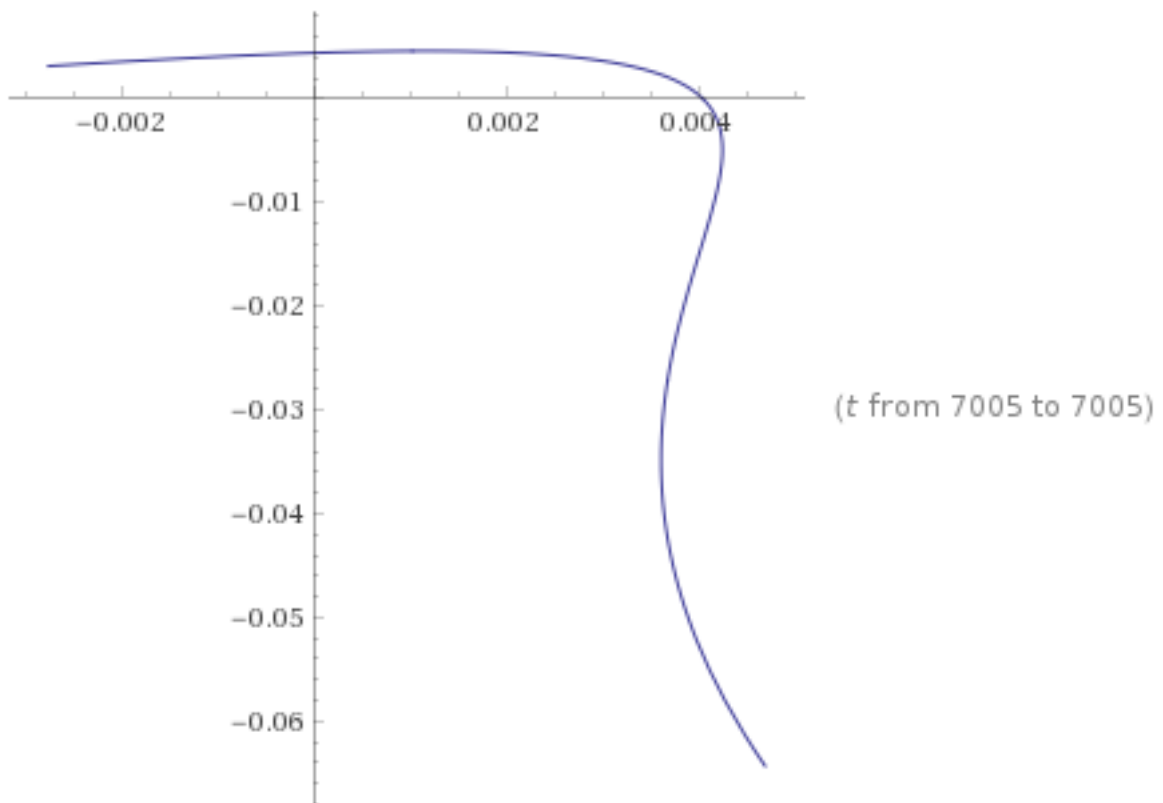
— Re( $\zeta(i t + 0.5)$ )

— Im( $\zeta(i t + 0.5)$ )

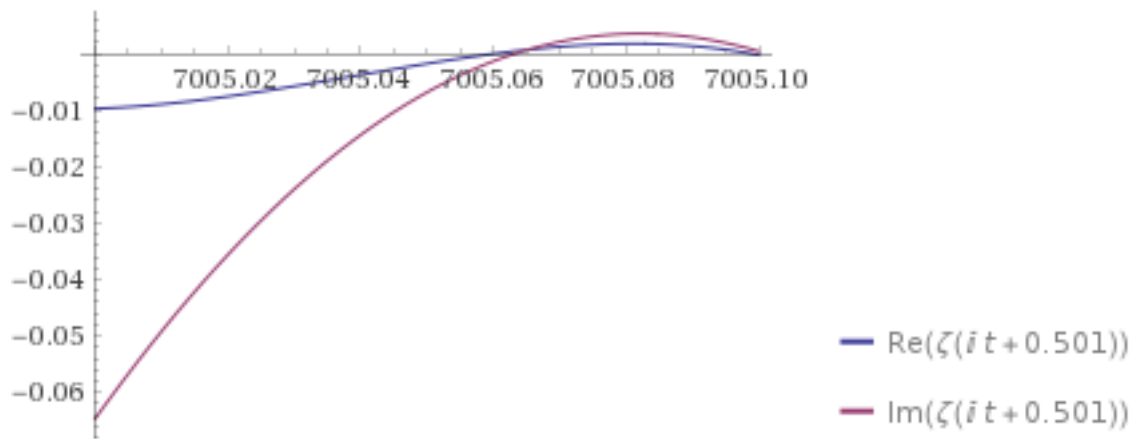


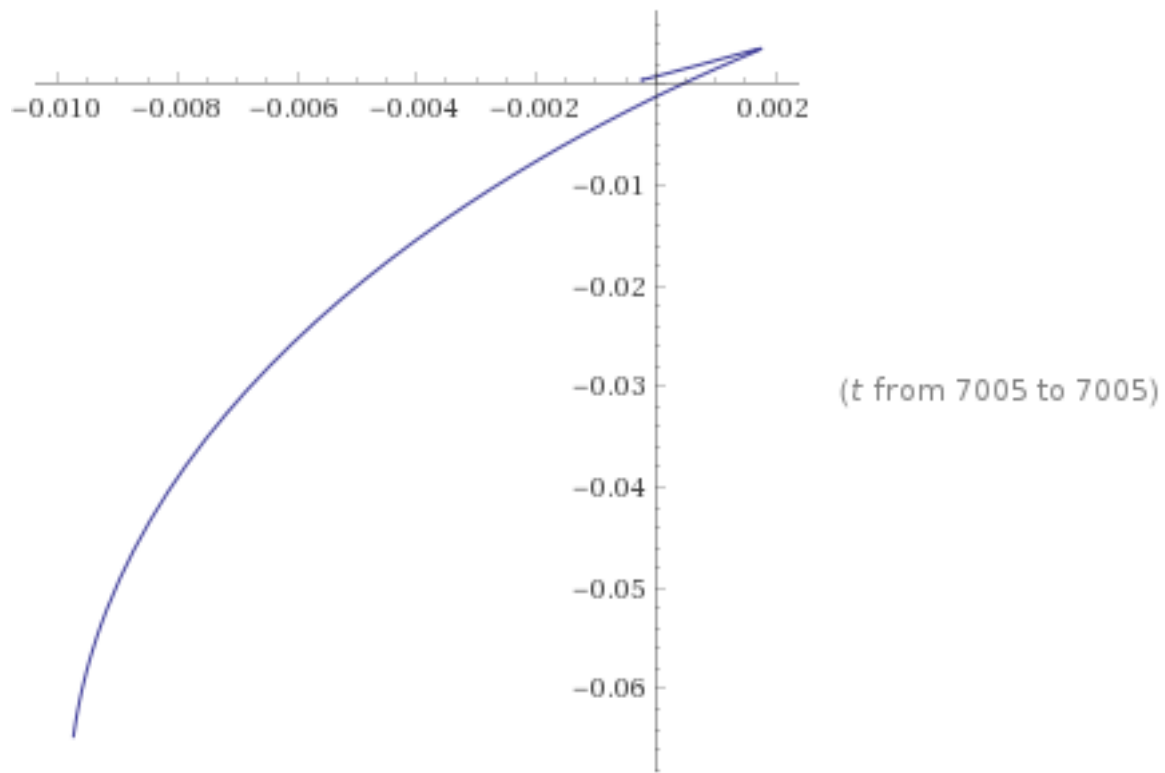
```
plot[ {re[zeta[0.51+i t ]], im[ zeta[0.51+i t ] ]}, {t, 7005.0, 7005.1} ]
```



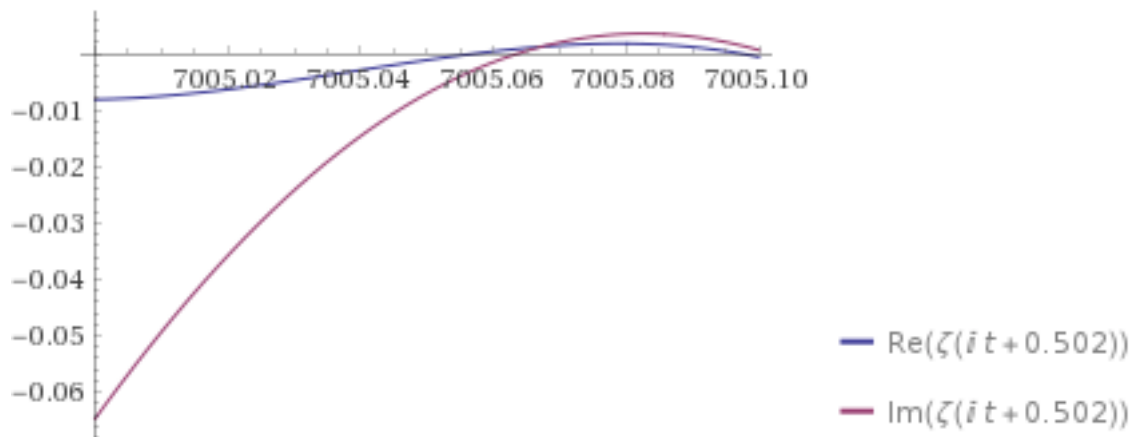


```
plot[ {re[zeta[0.501+i t ]], im[ zeta[0.501+i t ]]}, {t, 7005.0, 7005.1} ]
```

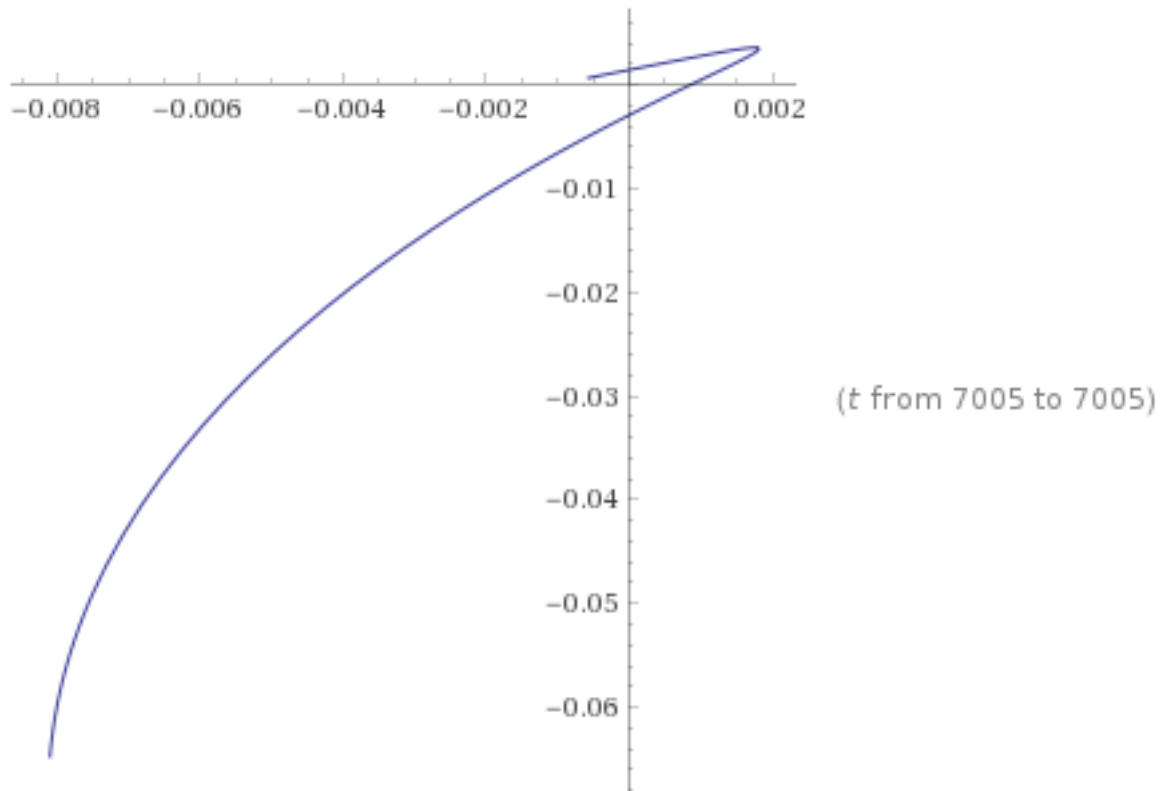




```
plot[ {re[zeta[0.502+i t ]], im[ zeta[0.502+i t ]]}, {t, 7005.0, 7005.1} ]
```







## ***References***

1. Riemann, Bernhard (1859). "Ueber die Anzahl der Primzahlen unter einer gegebenen Grösse".
2. E. Bombieri, "Problems of the millennium: The Riemann hypothesis," CL Y, (2000).
3. John Derbyshire, Prime Obsession: Bernhard Riemann and The Greatest Unsolved Problem in Mathematics, Joseph Henry Press, 2003, ISBN 9780309085496.



I am a psychiatrist now and also a doctor of brain surgery before.



mmm82889@yahoo.co.jp

I would like to receive an email. I will not answer the phone.

Currently 57 years old

Born on November 26, 1961

(I am very poor of English. Almost all document are google-translation.  
)

when converted to English by Google translation, it becomes cryptic to me.

But, I read letter by google translation.

In my case, if you translate it into English by google translation, I do not know what is written in my paper. For me, foreign languages such as English (actually not good at Japanese) is a demon.

As soon as it is translated into English, it turns into a cipher for me.

## ***postscript***

The cold when I found the first one is still continuing now and this may be my last post. I may have discovered another by surging my energy and it may not be counter example.

It may be written as a will.

I am writing this at the limit of power.

I write this with spitting blood.

I will post it in a hurry, as long as I have not done it before I die.



