

# Quest for the ultimate automaton

Alexandre Furtado Neto

October 13, 2017

*alexandre.com@yahoo.com*

## Abstract

A fully deterministic, Euclidean, 4-torus cellular automaton is presented axiomatically using a constructive approach. Each cell contains one integer number forming bubble-like patterns propagating at speeds at least equal to that of light, interacting and being reemitted constantly. The collective behavior of these integers looks like patterns of classical and quantum physics. In this toy universe, the four forces of nature are unified. In particular, the graviton fits nicely in this framework. Although essentially nonlocal, it preserves the no-signalling principle. This flexible model predicts three results: i) if an electron is left completely alone (if even possible), still continues to emit low frequency fundamental photons; ii) neutrinos are Majorana fermions; and, last but not least, iii) gravity is not quantized. Pseudocode implementing these ideas is contained in the appendix. This is the first, raw, version of this document. I expect to make corrections in future releases.

**Keywords:** cellular automaton, graviton, beyond standard model, unification, nonlocality, Majorana fermion

# 1 Introduction

Cellular automata are mathematical idealizations of physical systems in which space and time are discrete. The idea of modeling our universe using cellular automata is not new, discreteness is seen by many authors (Refs. [1–7] form a small list) as a cure for the divergences of the Standard Model (SM), and is supported by the existence of a fundamental Planck volume  $V_p$ , suggesting that structures smaller than this tiny volume should not be relevant to the theory. This cellular automaton can be regarded as a model beyond the SM.

Quantum mechanics (QM), despite its resounding success, gives us a slightly blurry image of the universe due to it being based on the uncertainty principle, in point particles and its most accepted interpretation be based on probabilities. Recent results of experimental physics, which surpasses by far the accuracy achieved by the predictions of QM, require a new model of the universe in which QM is just a limiting case.

Can nature be modeled as a cellular automaton? The model described here is meant to investigate this possibility. The emergence of a unified theory of physics is the ultimate goal of a final version based on this approach. Here the automaton is a couple of simple cubic grids closed on themselves as a 4-torus where one *tile* (formatted integer number) is attached to each cell. The cell has a processor, or logical circuit, and interacts with its eight nearest neighbors only (von Neumann convention). Preons are modified under the tick of a central clock. A reduced number of basic rules is analyzed and an even smaller number is presented in algorithmic form and implemented as a proof-of-principle computer program. The Planck length is the natural candidate to be used as the distance between the automaton cells. The outline of a pure hardware solution is also provided.

The approach adopted in this work is a constructive one. Whenever possible, I try to emulate directly the laws of physics, probing the most adequate heuristics. Notice that this line of research was apparently abandoned a long time ago as not promising. See Zuse [1] for an early attempt.

On the other hand, I'm not saying that the Universe is a vast computer, in fact, I'm attempting to model Planck scale physics using a cellular automaton. Except for developing the basic principles, the construction of an automaton for directly solving cosmological problems, or even complex molecules, is inconceivable. Its complete usefulness will only be possible through statistical mechanics or direct mathematical analysis. Furthermore, this automaton can not be considered either quantum or classical. Actually, the regularities or patterns generated by the system is that might be considered quantum-like or classical-like. They have no *a priori* meaning.

This work is presented in five sections. In Section 1, I describe the context in which this work was done, the previous efforts by generations of researchers and the main idea. In Section II, general concepts are presented as gears of the automaton. In Section 3, the patterns associated with elementary particles were identified and classified. In Section 4, all the knowledge is compacted and systematized as a theory, including pseudocode in the appendix. Finally, I conclude in Section 5.

## 2 Concepts

In this Section, some concepts are loosely explored before the rigorous sistematization of the model in Section 4.

### 2.1 The cellular automaton

The cellular automaton is a dual Euclidean lattice 4-torus of dimension  $SIDE$ , where a single tile is attached to each cell. The distance between cells is  $L$  and the clock period ( $p_1$ ) is  $T$ . Each lattice is alternatively principal (read-only) or dual (draft).  $D$  is the main diagonal of the lattice. When propagating as a spherical wavefront at the speed of light they are called a *preon*. When propagating as a superluminal wavefront at the maximum speed allowed in the automaton, they form a *burst*. Bursts are just low level messengers, so support the no-signalling principle. When propagating in isolation at the speed of light it is a graviton.

## 2.2 Tile properties

Tiles are formatted in many integer fields ( $p_0...p_{26}$ ) representing signed or unsigned integer values of variable sizes or as vectors in 3d space.

## 2.3 Combinations of preons

Isolated preons act as fragments of charge (U). Two overlapping preons can form a preon pair (P). Three overlapping preons can form a preon triad (Tr). Us typically interact with other Us, Ps and Tr's. Ps can sometimes interact with other Ps or Tr's. Elementary particles are composite systems os Us, Ps and Tr's, carrying  $\text{HBAR}/2$  quantity of intrinsic angular momentum, in the case of fermions, or  $\text{HBAR}$ , in the case of bosons. Ps are further subclassified as VCPs, forming the vacuum; EMP, are responsible by the static EM forces; GLP, form gluons; MSP, form mesons; MGP, contribute to the emergence of the mass of particles; PHP, form the photons; PMPs, are available for particle pairs formation. The table below shows detailed properties of all Ps.

| P2  |     | $\vec{p}_6$ |             | $\vec{p}_7$ |             | P8  |      | P9    |       | P10   |           | $\vec{p}_{12}$ |             | P13 |     | P21        | Obs.                     |
|-----|-----|-------------|-------------|-------------|-------------|-----|------|-------|-------|-------|-----------|----------------|-------------|-----|-----|------------|--------------------------|
| 1   | 2   | 1           | 2           | 1           | 2           | 1   | 2    | 1     | 2     | 1     | 2         | 1              | 2           | 1   | 2   |            |                          |
| V   | V   | $\vec{o}$   | $\vec{o}$   | $\emptyset$ | $\emptyset$ | $q$ | $-q$ | $h_1$ | $h_2$ | $c$   | $\bar{c}$ | $\emptyset$    | $\emptyset$ | 0   | 0   | <b>VCP</b> | $q = \{0, \pm 1\}$       |
| R   | R   | $\vec{o}$   | $\vec{o}$   | $\vec{d}$   | $\vec{d}$   |     |      |       |       |       |           |                |             | $e$ | $e$ | <b>KNP</b> | $\vec{d} \neq \emptyset$ |
| V   | V   | $\vec{o}$   | $\vec{o}$   | $\vec{d}$   | $-\vec{d}$  |     |      |       |       | $c_1$ | $c_2$     | $\vec{v}$      | $-\vec{v}$  | $e$ | $e$ | <b>GLP</b> |                          |
| R   | R   | $\vec{o}$   | $\vec{o}$   | $\vec{d}$   | $-\vec{d}$  |     |      | $q$   | 0     |       |           | $\vec{v}$      | $\emptyset$ | $e$ | $e$ | <b>NTP</b> | $q \neq 0$               |
| $r$ | $r$ | $\vec{o}$   | $\vec{o}$   | $\vec{d}$   | $-\vec{d}$  |     |      |       |       |       |           |                |             | $e$ | $e$ | <b>MGP</b> |                          |
| V   | V   | $\vec{o}$   | $\vec{o}$   |             |             | $q$ | $-q$ |       |       | $c_1$ | $c_2$     | $\vec{v}$      | $-\vec{v}$  | $e$ | $e$ | <b>MSP</b> |                          |
| $r$ | $r$ | $\vec{o}$   | $\vec{o}$   |             |             | $q$ | $-q$ |       |       | $c$   | $\bar{c}$ |                |             | $e$ | $e$ | <b>PHP</b> | $c = \text{LEPT}$        |
| V   | V   | $\vec{o}$   | $\vec{o}$   |             |             | $q$ | $q$  |       |       |       |           | $\vec{v}$      | $-\vec{v}$  | $e$ | $e$ | <b>EMP</b> | $v \neq \emptyset$       |
| $r$ | $r$ | $\emptyset$ | $\emptyset$ |             |             |     |      | $h_1$ | $h_2$ |       |           |                |             | 0   | 0   | <b>PMP</b> | $h = \{0, \pm 1\}$       |

## 2.4 Inertia

**Definition** KNP's are responsible for the spatial translation of fundamental particles and therefore contribute to the relativistic mass. Moreover. The KNP can be considered the unit of linear momentum and kinetic energy, and therefore contributes to the inertia of material bodies.

**Simple inertial mechanism** A KNP translates a U through 3d space. In the simplest scenario, the U and the KNP form a simple inertial system. The pair interacts with the U making it move one light step in the  $p_7$  directions. This interaction is a privileged one, by passing the normal EM filtering due to the coincident entanglement fields of the U and one of the KNP. If left undisturbed, this system would cross the automaton forever following a statistically straight trajectory.

**The role of EMPs** The Us use EMPs as intermediates for expressing the static forces. It is an adiabatic process (one preon at a time and not chunks of  $\text{HBAR}/2$ ). They carry electric polarity (*e.g.* Coulomb force) and spin information, so that the correct direction of the KNP's are defined at the destination system.

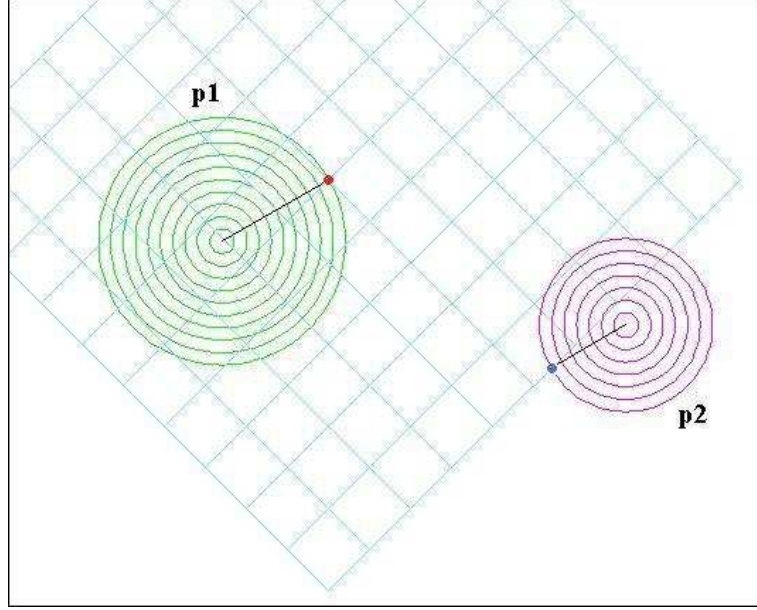


Figure 1: A preon and its twin.

## 2.5 Preon and its twin

Every preon has a twin preon with opposite spin direction. Whenever this property changes, this fact is communicated to its twin by a burst, as illustrated in Fig. 1.

## 2.6 Isotropy

Isotropy is a consequence of the fact that preons propagate as a nearly perfect wavefront. With the solution above, I fully solved the isotropy problem. Clearly, isotropy granularity depends on the size  $SIDE$  of the universal cube. Considering all combinations of normalized 3d vectors that can be formed with that value, it can be stated that the number of possible directions  $N_D$  can be calculated as

$$N_D = 2\pi (SIDE/2).$$

For  $SIDE = 128$ , we have approximately  $N_D = 102,943$  bubble pairs. This number expresses the best isotropy possible in such a small automaton.

A key ingredient to achieve an isotropic behavior on an automaton is the generation of an isotropic wavefront. One difference between mine and most cited automata is that light speed is not one lattice spacing per clock tick, but is a larger count. Isotropic propagation of a wavefront is achieved in the limit when the number of cells tends to infinity by using the approach developed by Case, Rajan and Shende [11]. The novel feature of that work is that, to obtain the isotropy, is required for each expansion step, executing  $n$  steps of the basic algorithm of the automaton, where  $n$  is two times the diameter of the universe  $D$  (space diagonal). Henceforth we will refer either to lattice speed  $s$  or to light speed  $c$ . Then we have the relation

$$s = 2 D c.$$

In order to synchronize the preons forming a wavefront, it receives the value

$$t = \lceil 2D |p_6| + 0.5 \rceil.$$

Actually, to avoid undesired superposition of a preon wavefront with a burst or gravitons on a common shell ( $w$  address), the time frame is segmented in two steps: one, when the bursts are active, has a duration of BURST time units. The other, when preons and gravitons are active, has a duration of  $2D$  time units. The entire frame is termed SYNCH.

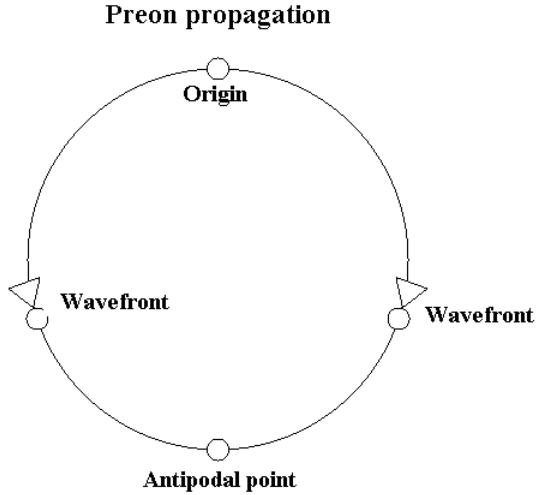


Figure 2: Preons elements composing a wavefront meet at the other side of the universe, as illustrated by the one-dimensional case shown.

## 2.7 Effect of the torus closing

This effect is best illustrated in a one-dimensional torus as shown in Fig. 2. The two components of the wavefront meet on the other side of the universe. When this limit is reached, burst and graviton tiles vanish, while preons are reemitted from a cell selected on the main diagonal of the lattice. This cell is calculated using the  $p_{25} = BURST$  condition, where field  $p_{25}$  counts the number of positive steps executed by a preon tile.

## 2.8 Entanglement

Entanglement is one of the mechanisms responsible for the formation of preon clouds (particles), namely the entanglement field property designated  $p_{13}$ , with length  $3 \cdot SIDE$ . When preons interact, they come to share a common entanglement field value given by

$$p_{13}^1 = p_{13}^2 = p_5^1 \cdot p_5^2 + SIDE.$$

This operation is possible only if the interacting preons have the same electric charge. In the case of interaction with a preon pair, only the half having the same electric charge matters.

At the particle level, entanglement is an average of the individual preon values. When two preon clouds interact, a common value for the entanglement fields is gradually spread by repeated application of expression 2.8. The gradual loss of entanglement due to interaction with the environment resembles a *decoherence* mechanism.

To test if two tiles are entangled, the following criterion is used:

$$\begin{cases} true & \text{if } |p_{13}^1 - p_{13}^2| > SIDE \\ false & \text{otherwise} \end{cases}$$

Entanglement is an important component of the *cohesion force* and is the origin of non-classical correlations.

## 2.9 Electromagnetic sinusoidal phase

**Overview** The sine wave or sinusoid is a mathematical curve that describes a smooth repetitive oscillation, like in the electromagnetic case. In the automaton, there is a basic sine wave function implemented as a direct-form oscillator with the  $\cos(\omega t)$  parameter calculated *a priori* to fit the entire universe. The evolution of this sine wave is controlled by the Ps during propagation and can be called

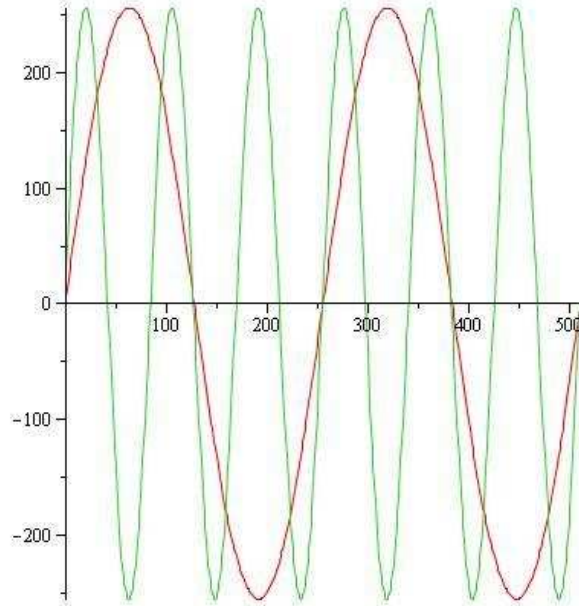


Figure 3: Sinusoidal patterns.

one or more times (higher frequency) in each light step. The phase value of a preon is stored in the  $p_{14}$  field, a five integer structure.

**Direct-form oscillator** The sinusoidal waveform is represented by a rational number based generator built especially to keep the accumulated error in amplitude within the limits of one length unit. Three constants are required for the sine wave generation. Clearly, they depend on the size of the automaton implementation.

$$\begin{aligned} k &= 2 \cos(\omega T), \\ U_1 &= SIDE \sin(-2\omega T), \\ U_2 &= SIDE \sin(-\omega T). \end{aligned}$$

At the beginning of each wave do

$$u_0 = 1; u_1 = U_1; u_2 = U_2.$$

The evolution law is

$$\begin{aligned} u_3 &= k u_2 - u_1, \\ u_1 &= u_2, \\ u_2 &= u_3. \end{aligned}$$

**Example** The algorithm above was first tested in a small program developed outside the automaton.

The graph in Fig. 3 shows the algorithm being called once and three times by light step in a grid of 512x512 points. The horizontal axis would be any direction in 3d space while the vertical axis could be associated with the value of the phase at one point.

## 2.10 Charge quantization

The reasoning that leads to quantization can be described as follows. Since the universe in this model is a system closed on itself, charge quantization is an emergent phenomenon. Us tend to group in clouds

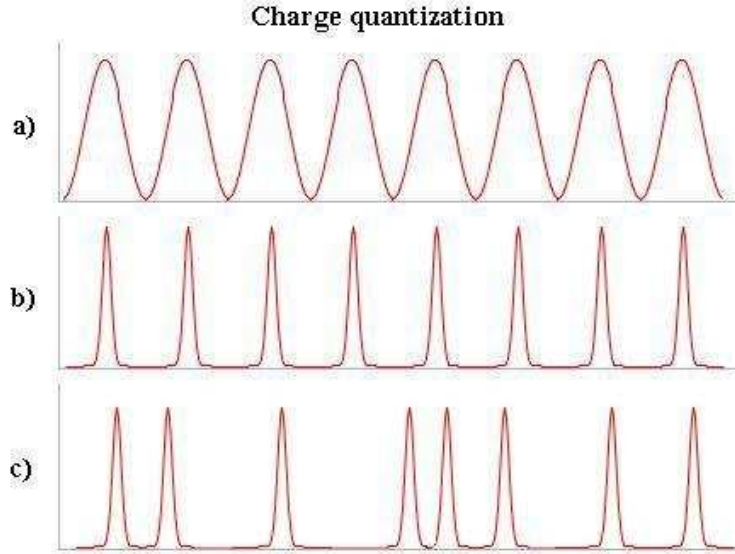


Figure 4: Unpaired preons with the same electric sign tend to form a stationary, sinusoidal pattern of longitudinal waves circumventing the universe (drawing a). In a second stage, due to the cohesion force, the original charge pattern shrinks in clumps of  $H\bar{B}A\bar{R}/2$  preons like the configuration shown in b), preserving the segmentation of the unpaired preons, which in the three dimensional case, would be spherical islands of charge. Part c) shows the rich configuration of islands as the automaton evolves.

containing the same amount of elements. Let's call the total amount of Us  $U_{PTOTAL}$ . It is expected that a random initial configuration of Us will stabilize in equal sized ( $H\bar{B}A\bar{R} / 2$ ) islands of Us after a long enough number of clock ticks<sup>1</sup>. This conclusion can be inferred from experiments of Bose-Einstein condensates where magnetic vortices are quantized due to perfect fluid characteristics of the condensate and the fact that it is a closed system.

$H\bar{B}A\bar{R}$  can be calculated from the input parameters as

$$H\bar{B}A\bar{R} = \frac{SIDE}{SIDE - CTOTAL}$$

Considering charge space and assuming random initial distribution of preons that survived the massive annihilation that formed the initial Ps, and that the universe is a closed system, then the charge distribution tends to form a stationary, sinusoidal pattern of longitudinal waves circumventing the universe (drawing a) at Fig. 4).

In a second stage, due to the cohesion force, which tends to unite charges of equal sign in preon clouds, the original charge pattern shrinks in clumps like the configuration shown in b), preserving the segmentation of the unpaired bubbles, which in the three dimensional case, would be spherical islands of charge.

Part c) shows the random configuration of quantized U islands as the automaton evolves.

Angular momentum quantization, therefore, can be seen as a consequence of charge quantization. Preservation of the primordial electric charge quantization is reinforced by the way vector bosons transport angular momentum in chunks of  $H\bar{B}A\bar{R}$ , resulting in a self correcting mechanism.

## 2.11 Spin

A fermion spin picture is shown in Fig. 10.

<sup>1</sup>The name  $H\bar{B}A\bar{R}$  was coined after Planck's reduced constant, which, strictly speaking, is not a constant, but since annihilation is a rare event, it may be safely considered so.

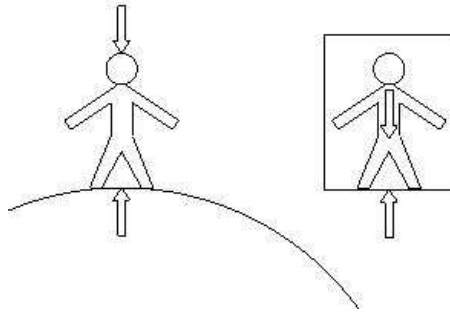


Figure 5: The Equivalence Principle says that the observer at the accelerated box experiments the same weight as the observer on the surface of the Earth. That is, gravitation force is equal to inertial force.

## 2.12 Equivalence principle

In the drawing of Fig. 5, all arrows represent an acceleration of absolute value  $g$ , the gravity acceleration, approximately  $10 \text{ m/s}^2$ .

The principle says that the observer at the accelerated box experiments the same weight as the observer on the surface of the Earth. That is, gravitation force is equal to inertial force.

Gravitons emitted by Earth's mass accumulate kinetic pairs on the body capable of accelerate it by  $g$ . To counter this effect, so that the body remains on the surface of the planet, a chain of KNP's are transmitted via electromagnetic forces through the feet of the observer up to his head. This chain of events gives the observer the feeling of weight.

In the box, the acceleration of  $1 \text{ g}$  caused by the rocket, is transmitted directly to the observer's feet, giving him the same feeling of heaviness as his twin on Earth.

The comparison between the two cases from the perspective of KNP's, apparently corroborates the principle of equivalence, which will now be considered a theorem.

## 2.13 Mass spectrum

**The challenge** One of the greatest challenges a new foundational theory of nature must face is figuring out a way to calculate the masses of elementary particles from first principles. In the SM they enter as *ad hoc* parameters. Attempts to resolve this long sought problem can be seen in Nambu [18] and Hansson [19].

In what follows, I contemplate the possibility that the enigma might be solved by considering the masses as consequence of the radial vibration of bubble clouds, with no need for a Higgs mechanism or Yukawa coupling.

**Radial vibration modes** Since leptons are, in this model, composite particles, they can possess radial vibration, like a pulsating sphere [20]. Leptons and quarks are resonant energy forms of a common type. The muon is the first excited state of the radial vibrational state of the electron, the tau is the second, so there is just one kind of lepton: the electron. Neutrinos carry away the excess angular momentum.

For quarks, the charm is the first excited state of the radial vibrational state of the up. The top is the second radial vibrational state of the up. The strange is the first radial vibrational state of the down. The bottom is the second radial vibrational state of the down. The down is formed when the up captures a charged lepton. We therefore are led to conclude that there is just one kind of quark, the up.

The decay of heavier quarks into lighter ones is done through virtual W bosons, which give or take the negative electric charge in the path of these decays as dictated by the SM and confirmed experimentally.

On the other hand, this explains the neutron structure: The neutron is essentially an electron stripped of angular momentum and very close to a proton, like an energetic hydrogen atom. It is glued to the proton by the electromagnetic force. Due to lepton number conservation, an antineutrino must be included in the balance. In other words, the neutron is a *udd* baryon.

Therefore, the amount of MGPs trapped in these resonance modes gives rise to the mass of the particles when they emit duo-gravitons in addition to the gravitons emitted by their Us.



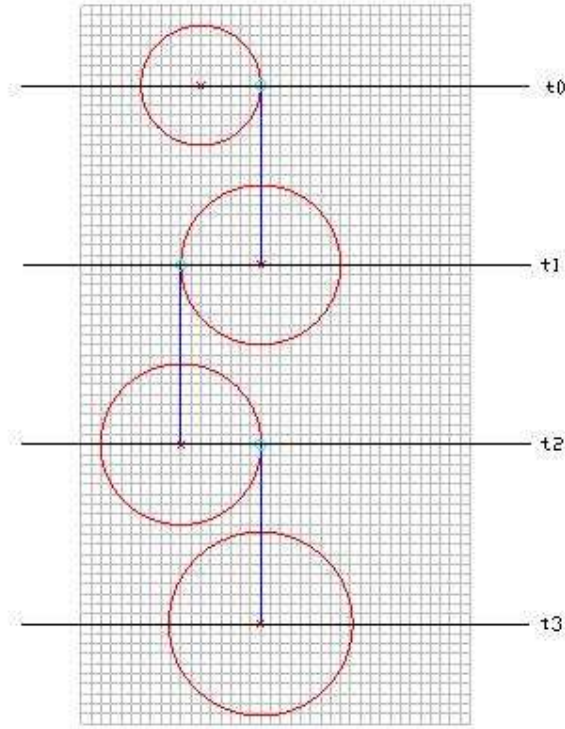


Figure 6: Elementary cohesion scheme.

## 2.14 Cohesion force

### 2.14.1 Definition

Mechanism that maintains a group of preons in clouds or, in other words, particles.

In Fig. 6, the preon is reemitted when interacts with the vacuum, capturing a VCP, changing it to a virtual pair (not shown). In average, the unpaired preon remains at the same region as a result of vacuum homogeneity. In each iteration, the U's spin is inverted, otherwise it would disperse rapidly.

The position of the successive reemissions resembles a random walk, suggesting a bridge to QM, *cf.* [21].

### 2.14.2 Interaction between Us

Clashing Us of same electric charge are both reemitted at the contact point. If their entanglement fields are different, both will be replaced by a common value given by Eq. 2.8. Fig. 6 shows this mechanism, which is the main component of the cohesion force.

### 2.14.3 MGP contribution

The MGPs associated with a group of Us (charge fragments), vibrate radially around the charges, giving the particle its rest mass. They follow the cohesion due to the interaction described above.

### 2.14.4 KNP contribution

By the same token, KNPs associated with the particles translation are driven by the cohesion dynamics of the charges. KNPs contribute to the cohesion force. In the absence of MGPs, they move the Us at the speed of light as shown in Fig. 6.

## 3 Particles

Elementary particles are self-organizing patterns formed by a huge number of preons. They are generally classified as

- Bosons, having integer intrinsic spin
- Fermions, having half integer intrinsic spin

They may be also classified as

- Real, if the energy used to create them came from a real vector boson
- Virtual, if the energy used to create them came from the vacuum

These basic particles cooperate to form stable systems, or bound states, such as atoms, or in exotic temporary configurations like mesons.

Particles are created or annihilated under many interactions possible. Their masses are a consequence of their capacity of generating gravitons.

### 3.1 Bosons

#### 3.1.1 Boson fragments

Spare Ps (isolated bosons) are used as real and virtual bosons or as static pairs (EMP), such as in the case of the electrostatic force.

#### 3.1.2 Virtual bosons

If the energy used to construct the boson comes directly from the vacuum, it is considered a virtual boson. It does not generate gravitons and quickly disappears, returning its energy to the vacuum.

#### 3.1.3 Real bosons

Real bosons, on the other hand, are formed by pairs aggregated by an outgoing quantized angular momentum amounting at least one multiple of  $\text{HBAR}$ , as in the case of the photon. Additional properties, namely color charge and weak charge, contribute to the formation of other elementary bosons, the gluons, mesons and the W and Z weak bosons.

Bosons interact with other bosons or with itself through the footprint  $p_{18}$  field. Their collective behavior follows a Bose-Einstein statistics distribution.

#### 3.1.4 The boson of gravitation

A different type of boson is responsible for the force of gravity, the graviton. Gravitons are remnants of the reemission of real preons. When a real preon is reemitted, a graviton is released from the contact point, tangentially to the preon spherical surface.

#### 3.1.5 The photon

A photon is a compact, concentric, sequence of a variable number of PHPs released from a single electrically charged cloud. At the time of its creation, all its preons share a common entanglement field ( $p_{13}$ ) value inherited from the emitter particle. The photon carries exactly one  $\text{HBAR}$  quantity of intrinsic angular momentum besides linear momentum, which is a direct function of its energy.

**Photon emission** Emission of the forming photon is triggered when the amount of collected angular momentum reaches exactly one  $\text{HBAR}$ . In other words, when all Us have an associated P, forming triads (Tr), thereby avoiding mutual inhibition.

Some of the Ps populating an electron are synchronized with the Us, that is, they form one and the same wavefront (Tr). Since there are  $\text{HBAR} / 2$  unpaired preons, there may be at most this amount of synchronized pairs. When these pairs eventually get all their spins aligned, they stop to inhibit each other, as well as some of the KNPs associated with the electron through their entanglement fields. Since each of them have a basic unit of angular momentum, at the instant they are released, they carry exactly  $\text{HBAR}$  units of angular momentum. This process characterizes the creation of a photon and its frequency is the *zitterbewegung*. The rapid response (preons don't grow too much) in the case of the strong force explains the small size of the nucleus.

The released PHPs can then be classified in two groups: one in which all spin directions are aligned and the other in which the directions are diverse, *i.e.*, statistically random.

During expansion, the PHPs update the sinusoidal phase structure ( $p_{14x}$ ). A capture event is transmitted to the whole wavefront by a burst, so that all preons in a wavefront have the same phase value. Each PHP in a photon contributes to advance the algorithm in all their siblings, thereby guaranteeing that all of them operate at the same frequency. This mutual reconnaissance is done via a burst.

The simultaneity of the advance operation is avoided since each captured P is in its own expanding sphere ( $w$  address).

**Fundamental photon** Us in an elementary particle (preon cloud) are constantly harvesting VCPs and forming Tr's, accumulating their angular momentum. When they are simultaneously released, they form a photon that can aggregate more Ps, if available (similar entanglement fields). If not available, it is considered a *fundamental photon*. In terms of fundamental units (automaton units), this fundamental photon has square root of  $\text{HBAR}$  units of energy,  $\text{HBAR}$  units of angular momentum,  $\text{HBAR}$  units of linear momentum and  $\text{SIDE} / \text{HBAR}$  grid units wavelength.

It can be concluded that the model, although still mostly incomplete, is able to make the remarkable prediction that if an electron is left completely alone (if even possible), still continues to emit weak (low frequency) fundamental photons exactly alike at an approximately constant rate. Moreover, if the fundamental photon can explain the Casimir effect deserves further investigation.

**The travelling photon** A travelling or freely propagating photon is a group of concentric PHPs where all have the same entanglement field value. At least one multiple of  $\text{HBAR} / 2$  pairs have their spins with the same orientation, the remaining pairs are pointing randomly.

**Light-matter interaction** When the travelling photon interacts with an U belonging to a distant particle, the following chain of events happens:

- the target U (belonging to a fermion, for instance) emits a burst
- the collapsing wave interacts with all preons with the same entanglement field ( $p_{13}$ ) value
- all affected Ps are reemitted at the impact point.
- linear momentum and angular momentum are naturally transferred to the target system
- it is also possible that the photon is reemitted, leaving part of its energy in the target system
- the photon can also be shattered into Us (pair formation)

If the target is an atom, three typical interactions can happen, with probabilities depending on the photon's energy and the atomic number Z.

- photoelectric effect
- Compton scattering
- pair production

**Photon polarization** The photon is circularly polarized since the component PHPs are also polar (linear polarization, for instance, is an emergent feature of systems of photon beams). The photon described here is a naive entity, while photons found commonly in experiments are actually beams of these pure photons, acquiring additional properties, such as orbital angular momentum and elliptic polarization.

### 3.1.6 The Z and W bosons

The W and Z bosons are known as the weak vector bosons. The W boson is formed by a quantity of  $\hbar c/2$  electrically charged ( $W^\pm$ ), left-handed, unpaired preons (Us), plus a huge number of weak MGPs resonating around the weak Us, and are each other's antiparticles. In the case of the Z, the Us have no electric charge, so the Z is electrically neutral and is its own antiparticle. All W bosons are left-handed so they interact only with left-handed quarks.

## 3.2 Boson decay

Bosons, except the photon, decay by implosion. This implosion can be retarded by several mechanisms. While photons evolve always growing the distances between their components, other bosons have their distances shortened, until they melt in a single cell, becoming raw material.

### 3.2.1 Neutrinos

Neutrinos are leftovers of weak interactions. They balance angular momentum in these interactions. They are composed of NTP pairs, which carry the weak charge.

## 3.3 Fermions

### 3.3.1 Definition

An elementary fermion in the automaton model is an object composed of many preons. It carries exactly  $\hbar c / 2$  Us and a definite number of MGPs besides available KNP. At rest, the total amount of MGPs expresses the rest mass  $m_0$  of the fermion. When it accelerates, additional KNPs are incorporated to the fermion, thereby increasing its mass (relativistic mass). The intrinsic angular momentum of the system is exactly  $\hbar c / 2$ , *i.e.*, equals the number of Us. Additional processes related to the weak and strong forces occur simultaneously. Fermions can combine to form nuclei, atoms and higher order structures. They also produce Fermi-Dirac statistics [22].

If the spin fields distribution is not perfectly spherically symmetric, it can exhibit a stable magnetic moment.

### 3.3.2 Combinations of fermions

The table below exemplifies the relation between color and matter / antimatter particles.

|    | c+ | c- |
|----|----|----|
| e+ |    | n2 |
| e- | n1 |    |
| p+ | n1 |    |
| p- |    | n2 |

c-color  
e-electron  
p-proton

n1-matter  
n2-antimatter  
n1 > n2

### 3.3.3 Classification of fermions

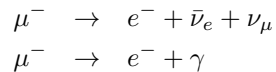
Fermions are grouped into leptons and baryons. Leptons are further subdivided in two types: electrons and neutrinos (three flavors each). Electrons are charged while neutrinos are neutral. The proton and the neutron are baryons, which are also classified as hadrons of spin 1/2.

### 3.3.4 Bosonic behavior of composite fermions

When a pair of fermions are entangled, their Us form partial Ps, changing the behavior of the system from fermionic to bosonic. The bosonic behavior is a function of the number of entangled constituents. A study of this phenomenon based on QM can be seen in [23].

### 3.3.5 Lepton number conservation

It arises naturally in the automaton operation, caused by the weak interaction. Conservation of angular momentum requires that lack or excess of angular momentum be transported by neutrinos or embedded in a photon.



The first expression can be (simplifying) described in automaton terms as follows: A virtual  $W^-$  starts to take shape around the *muon*, extracting energy from the vacuum. When emitted, it desarms the electromagnetic properties of the muon. The angular momentum and part of the mass and kinetic pairs of the destroyed muon will be used to build the new electron. When the  $W^-$  disappears, returning to the vacuum, two situations may arise concerning the remnant mass and kinetic pairs: they either divide in opposite angular momenta and opposite colors, forming a pair of neutrinos, or they come together to form a photon.

### 3.3.6 Electron

The electron is a fermion where all Us have negative charge and neutral colors. Its accompanying MGPs vibrate radially in the fundamental E.M. mode, which amounts to its rest mass ( $m_e$ ). Higher order modes give rise to the muon and the tau.

Its  $\text{HBAR} / 2$  Us have spins in average pointing inward or outward (spin up, spin down).

The drawing shows a simplified view of an electron. Two kinds of objects are present: Us (green circles) with negative charge (magenta square) and MGPs (cyan circles), where both charges are present. The preons are shown at different stages of evolution.

In the electron, either free or forming a hydrogen atom, the bits of color are set to RGB, while in the case of the positron, they are set to R'G'B'.

Moreover, for each electron version there also exists a corresponding neutrino. Equally, for each these six leptons, there are their six antimatter counterparts (complementary color bits). Additional kinetic pairs can be incorporated to the electron accelerating it.

An alternative study on non-punctual electrons can be checked in [24].

### 3.3.7 Neutrino

The neutrino is a particle formed by Ps alone, that's why it is a neutral particle. It carries exactly  $\text{HBAR} / 2$  of orbital angular momentum, leftover from weak interactions.

Neutrinos are a partial mass version of its partner particle ( $e, \mu, \tau$ ), but with the same frequency (a bold assertion necessary to explain the difference between  $\nu_e, \nu_\mu$  and  $\nu_\tau$ ), they are required to close the angular momentum balance in the weak force interactions.

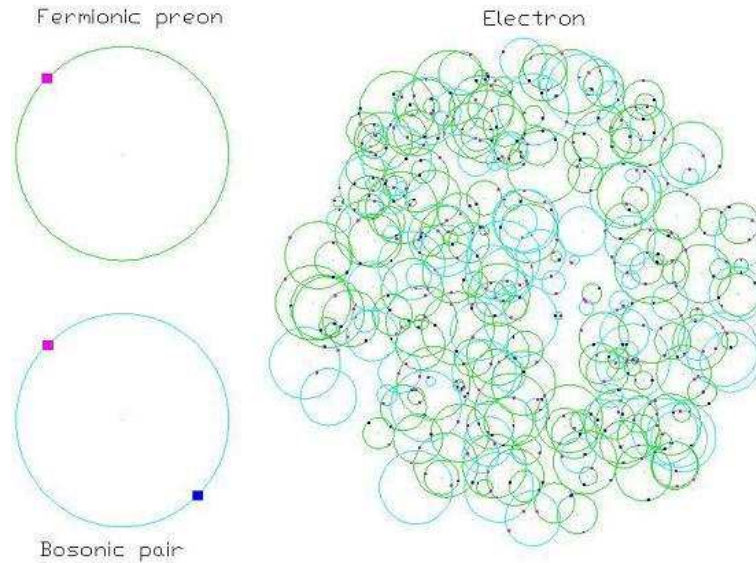


Figure 7: Preons forming an electron.

When released in a weak force process, like during free neutron decay, the neutrino carries with it the weak charge, since this is the only force neutrinos interact with. This weak charge causes the neutrino becomes continuously emitting virtual Z bosons, allowing them to elastically scatter with other weak charged particles.

This model does not predict the existence of sterile neutrinos [25]. On the other hand, a running automaton will confirm if “neutrinoless double-beta decay” really happens and provide a possible answer to why the observable universe is made of matter and not antimatter.

Due to their simple structure, neutrinos are their own antiparticles. In this sense, they can be considered Majorana fermions.

### 3.4 Hadrons

#### 3.4.1 Definition

A hadron is a composite particle made of quarks held together by the strong force in a similar way as molecules are held together by the electromagnetic force [25].

#### 3.4.2 Baryons

**Overview** In particle physics, a baryon is a composite subatomic particle made up of three quarks. It participates in the strong interaction.

**Proton** The proton is a particle (bubble cloud) much like the electron’s cloud, but with a crucial difference: color force is involved. The colored charges inside the proton tend to group in patterns called quarks. Gluons serve as the vector bosons of the strong force, keeping the proton’s parts tightly cohesive. The proton’s mass derives in part from massgen pairs associated with the positive electric charge (unpaired bubbles) and in part by its component gluons. The ‘recipe’ for a proton follows:

- $\text{HBAR}/2$ , strong, positive, entangled, baryonic Us, equally divided between colors R, G and B;
- Spins are spherically aligned on average;
- The Coulomb repulsion generated by UXV and UXP interactions tend to keep the Us apart;
- Cohesive UXU interactions tend to keep all Us together, generating the respective KNPs;
- Strong UXU interactions tend to form three groups (quarks) of equal color Us, forming converging KNPs;

- MGPs coexist in the fundamental mode of vibration about the Us (quarks' mass), contributing to the proton's mass;
- Gluons form a cloud due to PXP interaction, and also contribute to the mass of the proton;
- Gluons interact with quarks, generating KNP by color exchange between the cloud and the quarks, helping in the attraction of the baryonic Us;
- Since the strong force acts aggressively, compacting the colored components, the volume of the proton is then much smaller than that of the electron and the proton's net mass is high, since the frequent reemissions will generate a great quantity of gravitons;
- Additional KNPs can give the proton momentum.

There is an antimatter version of the proton, the antiproton, carrying positive electric charge and complementary white (neutral) combination of colors.

**Neutron** The neutron is a particle (bubble cloud) formed by a definite number of unpaired bubbles endowed with positive electric charge and equal proportion of the three color charges mixed with the number of massgen pairs and gluons needed to approximately form the proton's mass. This cloud is surrounded by a shell of the same number of negative unpaired bubbles without color charge, bounded to the protonic core by a number of virtual pairs sufficient to approximately form the electron's mass.

both in the case of the neutron and in the proton, kinetic pairs can give them speed.

The neutron can be imagined as a proton where a smashed electron, lacking angular momentum, is closely bounded to. This crushed electron is so close to the proton, that it is influenced by the intense electric attraction of the positive core keeping the electron constituents tightly bound to the proton. There are two mechanisms to undo this rigid system. One is through high energies collisions. The other is under the action of the W boson using weak interactions.

**Free neutron decay** Under the action of the weak charges, the unpaired bubbles start to harvest vacuum pairs, causing radial vibration around the weak charges. This harvesting process takes about 14 minutes for the free neutron, the time needed to gather vacuum pairs to form virtual massgen pairs amounting one hundred protons ( $\sim 80 GeV$ ), which is the fundamental resonance mode of the radial vibration about the weak charges. Weak MGPs collected after resonance propagate away until timeout (WTTL). When one HBAR of angular momentum units is collected, we have a W boson. The W starts to propagate but lasts for a short period. During this time it inhibits the electromagnetic properties of the negative charges preons only, because they don't have color charge, setting them free. Finally, the temporary Ps forming the W revert automatically to VCP.

In order to conserve angular momentum, a small amount of KNPs carrying the weak charge and the excess angular momentum ( $HBAR / 2$ ) needed to balance the angular momentum carried by the electron is released, the antineutrino. Additional KNP might give the antineutrino kinetic energy. Although quantized, this angular momentum ( $HBAR / 2$ ), is of orbital nature, not intrinsic as in the case of charged fermions.

The W starts to propagate, but lasts for a short period due to its huge mass. During this time, it inhibits the electromagnetic properties of the negative charged preons only, because they don't have color charge, setting them free. Finally, the temporary Ps forming the W revert automatically to the vacuum type pair.

In order to restore the released electron spin, the MGP with the excess  $HBAR/2$  AM is released as an antineutrino, kept united by weak virtual PXP interactions and therefore carrying the weak charged preons. Additional KNPs might give the antineutrino kinetic energy. Although quantized, this angular momentum ( $HBAR / 2$ ), is of orbital nature, not intrinsic, as in the case of charged fermions.

### 3.4.3 Hadrons and the IGM model

Following the IGM model in [26], a high energy hadron can be visualized as two or three valence quarks around a compact group of gluons. Momentum is divided between the gluons and quarks, so valence quarks are fast while gluons are stopped in the central rapidity region. That study is, therefore, a good reference for the expected behavior of hadrons in my model.

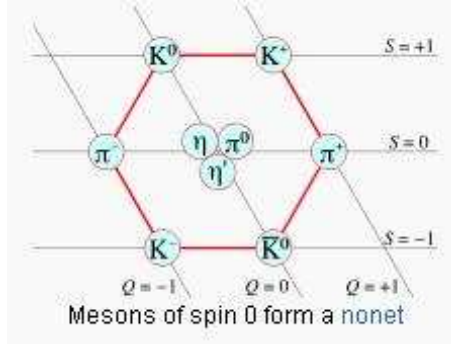


Figure 8: Mesons from the Standard Model.

### 3.5 Mesons

#### 3.5.1 Overview

In particle physics, a meson is a strongly interacting boson, that is, a hadron with integer spin. In the Standard Model, mesons are composite (non-elementary) particles composed of an even number of quarks and antiquarks. All known mesons are believed to consist of a quark-antiquark pair, the so-called valence quarks, plus a “sea” of virtual quark-antiquark pairs and virtual gluons.

In the automaton, charged mesons can be imagined as part of a fractured baryon and as such are short lived particles, products of very high-energy interactions in matter, between particles made of quarks. These bosons are responsible for the nuclear force gluing protons and neutrons in nuclei. The exchange of pions can be viewed in terms of the more fundamental interaction of quarks exchanging gluons.

Figure 8, taken from Wikipedia, shows how mesons are organized according to the standard model exhibiting a well defined Lie group structure.

#### 3.5.2 The pion

In particle physics, a pion (or a pi meson, denoted with the Greek letter pi:  $\pi$ ) is any of three subatomic particles:  $\pi_0$ ,  $\pi_+$ , and  $\pi_-$ . Each pion consists of a quark and an antiquark and is therefore a meson. In the automaton, the pion is formed by the amount of quarks to the three varieties with spin 0 and electric charges  $\pm 1$  or 0. The  $\pi_-$  decays to a  $\mu_-$  which is a particle of spin 1/2. So, in order to enforce spin conservation, an antineutrino must carry away the same inverse amount of angular momentum in orbital form.

### 3.6 Annihilation

In annihilation, partners are identified by their opposite properties (charge etc.). In order to keep momentum balance, a pair of bosons (generally photons) must be created. The direction of the spins of each pair is  $180^\circ$  apart, which forces the separation of the resultant particles. These directions are calculated (cross product) from the origin  $\vec{p}_6$  fields of the two source photons. One of those photons can be immediately absorbed by a nearby system, resulting in single photon formation.

The entanglement is propagated to all preons of both particles. The electric attraction continues inexorably until complete annihilation of the partners. The original linear momentum must somehow be carried by the particles or transferred to a nearby system.

#### 3.6.1 Partial annihilation

Partial annihilation occurs when a fermion and an antifermion with some different properties interact. This is a special kind of decay, as in the case of an electron and an antimuon.



## 4 Theory

In this section, the concepts presented above are rigorously stated, forming the model's theoretical description, using a constructive approach [8, 9].

### 4.1 Ontology

**Definition 1.** Property *formats*: SI, signed integer; SI3, 3-bit SI; UI, unsigned integer; SV, signed 3d-vector, with  $N_D = \pi (SIDE/2)^2$  possible directions. The default length is SIDE. Pulse width modulation (PWM)<sup>2</sup> is used to encode some properties, using the constants  $STEP = \log_2 (SIDE)$  and  $NSTEPS = SIDE/STEP$ .

**Definition 2.** Sine constants:  $K = 2 \cos(2\pi/SIDE)$ ,  $U_1 = SIDE \cdot \sin(-2\pi/SIDE)$ ,  $U_2 = SIDE \cdot \sin(-2\pi/SIDE)$ .

**Definition 3.** *Tile* is a formatted  $(p_1, p_2, \dots)$  N-integer (see Table 1).

**Definition 4.** The *cellular automaton* is a dual Euclidean lattice 4-torus of dimension SIDE, where a single tile is attached to each cell. The distance between cells is L and the clock period ( $p_1$ ) is T. Each lattice is alternatively principal (read-only) or dual (draft). D is the main diagonal of the lattice.

**Definition 5.** A *light step* is the time interval LIGHT between consecutives  $p_1 \bmod (6 \cdot SIDE) = 0$  events.

**Definition 6.** A *preon* is a spherical wavefront of tiles ( $p_2 \equiv REAL$  or  $VIRT$ ), expanding at the speed of light  $c = L/LIGHT$ .

**Definition 7.** *Graviton* (G) is a wavefront where ( $p_2 \equiv GRAV$ ,  $p_{11} \equiv OFF$ ), except at one tile, where  $p_{11} = ON$ .

**Definition 8.** Schedule time (ST) is the time a tile waits to synchronize with the rest of the wavefront. Activation time (AT) is the moment when all tiles in a wavefront are synchronized.

**Definition 9.** Contact point (CP) is the  $x, y, z$  address where two preons start an interaction. Origin point (OP) is the initial cell of a preon.

**Definition 10.** A *burst* is a cubic wavefront ( $p_3 \neq NONE$ ), expanding at the maximum speed  $s = L/T$ , a superluminal messenger. Indices  $T$  and  $V$  mean *Transported* and *Visited* tiles, respectively. Also  $s = 2 D c$ .

**Definition 11.** *Unpaired* (U) is a non-overlapping preon ( $p_2 \equiv REAL$  or  $VIRT$ ). It works like a charge fragment.

**Definition 12.** *Pair* (P) are two overlapping preons classified as:

$$\begin{aligned}
 \text{VCP: } & p_2^1 = p_2^2 = VIRT, \vec{p}_7^1 = \vec{p}_7^2 = \vec{0}, p_8^1 = p_8^2 = 0, p_9^1 = p_9^2 = 0, p_{10}^1 = \bar{p}_{10}^2, \vec{p}_{12}^1 = \vec{p}_{12}^2 = \vec{0}, \\
 & p_{13}^1 = p_{13}^2 = 0 \\
 \text{EMP: } & p_2^1 = p_2^2 = VIRT, \vec{p}_7^1 = \vec{p}_7^2 = \vec{0}, p_8^1 = -p_8^2, p_9^1 = p_9^2 = 0, p_{10}^1 = \bar{p}_{10}^2, \vec{p}_{12}^1 = \vec{p}_{12}^2 \neq \vec{0} \\
 \text{GLP: } & p_2^1 = p_2^2 = VIRT, p_{10}^1 \neq 0, p_{10}^2 \neq 0, p_{10}^1 \neq \bar{p}_{10}^2, \vec{p}_{12}^1 = -\vec{p}_{12}^2 \\
 \text{MSP: } & p_2^1 = p_2^2 = VIRT, p_8^1 = \{0, \pm 1\}, p_8^2 = \pm p_8^1, p_9^1 = \{0, \pm 1\}, p_9^2 = \{0, \pm 1\}, p_{10}^1 \neq 0, p_{10}^2 \neq 0, \\
 & p_{10}^1 = \bar{p}_{10}^2, p_{12}^1 = \pm p_{12}^2 \\
 \text{KNP: } & p_2^1 = p_2^2 = REAL, \vec{p}_7^1 = \vec{p}_7^2 \\
 \text{NTP: } & p_2^1 = p_2^2 = REAL, p_9^1 \neq 0, \vec{p}_{12}^1 \neq 0, \vec{p}_{12}^2 = 0 \\
 \text{MGP: } & \vec{p}_7^1 = -\vec{p}_7^2 \\
 \text{PHP: } & p_8^1 = -p_8^2, p_9^1 = -p_9^2, p_{10}^1 = (ANTI)LEPT, p_{10}^2 = \bar{p}_{10}^1, \vec{p}_{12}^1 = -\vec{p}_{12}^2
 \end{aligned}$$

**Definition 13.** *Triad* ( $T_r$ ) are three overlapping preons where two form a virtual pair (B)read and the third (C)heese works like a U. The Bs can be complementary leptonic tiles (photonic  $T_r$ ), or strong/antistrong (gluonic  $T_r$ , a mix of 3 colors/anticolors e.g.  $R\overline{G}\overline{B}$ ), or yet chiral/antichiral tiles.

<sup>2</sup>The use of PWM precludes the use of a pseudorandom generator whatsoever.

**Definition 14.** The *Vacuum* is the set of all VCPs.

**Definition 15.** *Energy* is the square root of the number of real and virtual preons in a region. *Kinetic energy* is represented by KNP.

**Definition 16.** *Particles* are classified as bosons (HBAR intrinsic spin) and fermions (HBAR/2 intrinsic spin). They are *real*, if their energy comes from a real boson ( $p_2 \equiv REAL$ ), or *virtual*, if their energy comes from the vacuum ( $p_2 \equiv VIRT$ ). Some may carry additional KNPs and orbital angular momentum (OAM).

**Definition 17.** Meson is a boson made of MSPs. It can be electrically charged.

**Definition 18.** A *fermion* is formed by HBAR/2 Us, plus a number of MGPs defined by resonances around the charges and a variable number of KNPs.

**Definition 19.** (*Anti*)*Lepton* is a fermion where all their Us are (anti)leptonic.

**Definition 20.** (*Anti*)*Baryon* is a fermion with neutral net color, where all their Us are (anti)strong.

**Definition 21.** A *neutrino* is a special fermion made of HBAR/2 *NTPs*.

**Definition 22.** *Mass* is the rate of gravitons released by a particle.

**Definition 23.** Linear momentum (LM) of a fermion is the resultant of all KNPs contained therein, while bosons carry a quantity of LM directly related to their frequency.

**Definition 24.** Charge distribution

$$\begin{aligned} \text{SF: } \sum_t^{SIDE} (p_{10}^{bit} = 1) &= SIDE, \sum_t^{SIDE} p_{10}^t = \sum_t^{SIDE} \bar{p}_{10}^t. \\ \text{EMF: } \sum_t^{SIDE} (p_8^t = +1) &= SIDE/2, \sum_t^{SIDE} (p_8^t = -1) = SIDE/2. \\ \text{WF: } \sum_t^{SIDE} (p_9^t = 0) &= SIDE/2, \sum_t^{SIDE} (p_9^t = +1) = SIDE/4, \sum_t^{SIDE} (p_9^t = -1) = SIDE/4. \end{aligned}$$

**Definition 25.** The *input parameters* (most with proposed values) are  $SIDE = 1 \cdot 10^{62}$ ,  $L = \text{one Planck length}$ ,  $T = \text{Planck time}/3 \cdot SIDE$ ,  $RAMP = 1 \cdot 10^{10} \text{ Planck lengths}$ ,  $LOST = \log_2(SIDE)$  and  $HBAR$ . They are used for mapping to the real world.<sup>3</sup>

## 4.2 Dynamics

The main concepts exploited in order to give life to the automaton are succinctly described:

- Most low level patterns (e.g. pair detection and UXG interaction) are detected by mutual comparisons in the  $w$  dimension in three steps of SIDE clock ticks each
- The *Reciprocity Principle* states that preons occupying the same 3d address, composing, for example, a Tr, all arrive at the same results independently
- Vector rotation uses the CORDIC method *cf.* [10]
- Isotropy and spherical wavefront generation are achieved applying the method described in Ref. [11]
- A visit-once-tree (see Fig. 12) is used to avoid cell access conflicts
- The sinusoidal phase is done by means of a *Direct Form Oscillator cf.* [12]
- KNPs translate other preons in space
- Energy is borrowed from the vacuum when a particle accelerates (VCP→KNP)
- Energy is returned to vacuum when a particle decelerates (KNP→VCP)
- Quantization is achieved with the help of triads (Tr), entanglement and bursts

<sup>3</sup>HBAR must be inferred from experimental data. Since it varies extremely slowly and reflects the present cosmological era of the universe, it is represented by a constant.

- Static forces manifest themselves at the tile level, not at the particle (quantized) level, through EMPs which generate KNP
- Energy return to vacuum can be retarded by vector bosons. The photon being a long range case (Bremsstrahlung)
- Self-interference derives from a track left by the preons on the visited cells, inspired by work of Sciarretta [7]
- A mechanism converts opposite KNP pairs to VCP pairs, thereby avoiding unbounded accumulation
- The  $p_{13}$  entanglement field is the main mechanism used to give dynamic identity to elementary particles
- When real preons are reemitted, their wavefronts continue propagation as a G
- Gs induce a KNP formation on all Us encountered, until the Gs vanish by wrapping
- A superluminal collapse mechanism, always involving HBAR basic units of AM, induces both low energy interactions, pair formation and hadronization
- MGPs form stationary patterns around Us, contributing to the mass spectrum
- Spontaneous decay happens with the help of virtual preons
- When annihilation occurs, the formed pairs reorganize in variable configurations
- The weak and strong interactions follow rules inspired in the Standard Model
- Neutrinos are used for AM conservation in weak interactions

The pseudocode in the Appendix is the full axiomatic representation of this dynamics. When omitted, most arguments apply *mutatis mutandi* to antiparticles.

## 5 Conclusion

The construction of a cellular automaton describing the basic laws of nature is a long-term goal, requiring the contribution of many researchers. In this work, I presented a tentative solution developed in five sections.

Interpretation of the present, flexible, model, as well as the first results of an implementation under construction (see Fig. 9), suggest some qualitative resemblance to QM, the Standard Model and experimental data [13–17]. Charge quantization gives rise to AM quantization. Spherical wavefront and isotropy are perfectly achieved. The results also suggest that the relativistic energy-momentum relation emerges naturally (see Fig. 11) and that ensembles can produce definite expected values (Ehrenfest theorem). The no-signalling principle is preserved, fundamental photons are emitted constantly by matter, and neutrinos are Majorana fermions. Since graviton emission is not conditioned to AM transfer, gravity is therefore not quantized.

Except for developing the basic principles, the construction of such an automaton for directly solving cosmological problems, or even complex molecules, is inconceivable. Its complete usefulness will mainly come through statistical mechanics or direct mathematical analysis in the approximation of large numbers. A full-fledged implementation, carried out after thorough review by leading scientists, is an undertaking worthy of a great university.

With this toy model, incomplete, inaccurate, I began the first attempt at a unified model of nature using this constructive approach.

## References

- [1] Konrad Zuse: *Rechnender Raum*, Elektronische Datenverarbeitung, 8, 336-344 (1967).
- [2] S. Wolfram: *A New Kind of Science*, Wolfram Media, {23-60}, 112, and 865-866 (2002).
- [3] M. Gardner: *The fantastic combinations of John Conway's new solitaire game "life"*, Scientific American 223, 120-123 (1970).
- [4] T. Ostoma, M. Trushyk: *Cellular automata theory and physics*, arXiv:physics/9907013v1 [physics.gen-ph] (1999).
- [5] G. 't Hooft: *The fate of the quantum*, arXiv:1308.1007v1 (2013).
- [6] H.T. Elze: *Action principle for cellular automata and the linearity of quantum mechanics*, arXiv: 1312.1615v1 (2013).
- [7] A. Sciarretta: *A discrete spacetime model for quantum mechanics*, arXiv:1506.00817v1 [quant-ph] (2015).
- [8] Y. Ozhtgov: *Constructive physics*, arXiv:0805.2859 [quant-ph] (2008).
- [9] V.V. Korniyak: *Discrete dynamical models: combinatorics, statistics and continuum approximations*, arXiv:1501.07356 [quant-ph] (2015).
- [10] J. Euh, J. Chittamuru, W. Burleson: *CORDIC vector interpolator for power-aware 3d computer graphics*, Journal of VLSI Signal Processing Systems, Volume 39 Issue 1-2 (2005).
- [11] J. Case, D. Rajan, A. Shende: *Spherical wave front generation in lattice computers*, Journal of Computing and Information (1994).
- [12] P. Symons: *Digital waveform generation*, Cambridge University Press (2014).
- [13] D.J. Griffiths: *Introduction to Quantum Mechanics*, Prentice-Hall, p. 155. (1995).
- [14] F.O. Durães, F.S. Navarra, G. Wilk: *The interacting gluon model: a review*, arXiv:hep-ph/0412293 (2004).
- [15] F. Mandl and G. Shaw: *Quantum Field Theory*, John Wiley and Sons (1984).
- [16] G. Rajasekaran: *Fermi and the theory of weak interactions*, arXiv:1403.3309 [physics.hist-ph] (2014).
- [17] W.A. Hofer: *Elements of physics for the 21st century*, arxiv: 1311.5407v1 (2013).
- [18] Y. Nambu *An Empirical Mass Spectrum of Elementary Particles*, Prog. Theor. Phys. 7, 595-596 (1952).
- [19] J. Hansson *Physical origin of elementary particle masses*, arXiv:1402.7033 [physics.gen-ph]. (2014).
- [20] D. Itô *Cohesive force of electron and Nambu's mass formula*, Prog. Theor. Phys. **47**, no. 3 (1972).
- [21] D. Ceperley *The Simulation of Quantum Systems with Random Walks: A New Algorithm for Charged Systems*, J. Comput. Phys 51. 4044422 (1983).
- [22] T. Nguyen, R. Nanguneri, J. Parkhill *How electronic dynamics with Pauli exclusion produces Fermi-Dirac statistics*, arXiv:1411.5324 [quant-ph] (2015).
- [23] M.C. Tichy, P.A. Bouvrie, K. Mølmer *How bosonic is a pair of fermions?*, arXiv:1310.8488 [quant-ph] (2013).
- [24] E.T. Jaynes *Scattering of light by free electrons*, The Electron. Kluwer Academic, Dordrecht p. 1 (1991).
- [25] Wikipedia, the free encyclopedia.
- [26] F.O. Durães, F.S. Navarra, G. Wilk *The interacting gluon model: a review*, arXiv:hep-ph/0412293 (2004).

Table 1: Tile fields

| Field          | Name                               | Type | Values   |
|----------------|------------------------------------|------|--|
| $p_1$          | Universal clock                    | UI   | Incremented in unison after T seconds                                  |
| $p_2$          | Role                               | UI3  | NIL, REAL, VIRT, GRAV  |
| $p_3$          | Messenger                          | UI2  | IDLE, PLAIN, FORCING, COLL, FORMING                                    |
| $p_4$          | Helicity                           | UI1  | 0, right; 1; left  |
| $p_5$          | Level (4 <sup>th</sup> coordinate) | UI   | 0.. <i>SIDE</i>  |
| $\vec{p}_6$    | Origin                             | SV   | <i>null</i> or $N_D$ possible directions. $ \vec{p}_6 $ = preon radius |
| $\vec{p}_7$    | Momentum direction                 | SV   | <i>null</i> or $N_D$ possible directions                               |
| $p_8$          | Charge                             | SI2  | 0, $\pm 1$   |
| $p_9$          | Chirality                          | SI2  | 0, $\pm 1$ (RMLAM, RM, LM)   |
| $p_{10}$       | Color and conjugation              | UI6  | R G B R' G' B' (LEPT: 111000, ANTILEPT: 000111)                        |
| $p_{11}$       | Gravity                            | UI1  | ON, OFF  |
| $\vec{p}_{12}$ | Spin                               | SV   | <i>null</i> or $N_D$ possible directions                               |
| $p_{13}$       | Entanglement                       | 3UI  | 0.. <i>SIDE</i> <sup>3</sup> , avoids conflicts and allows decoherence |
| $p_{141}$      | Sinusoidal phase                   | SI   | $-SIDE/2.. + SIDE/2$ ( <i>Direct Form Oscillator</i> , DFO) [12]       |
| $p_{142}$      | Cosine phase                       | SI   | Auxiliary value  |
| $p_{143}$      | Frequency                          | UI   | Combined energy/LM   |
| $p_{144}$      | Modified                           | UI1  | 0, 1 (avoids multiple increments of DFO)                               |
| $p_{145}$      | Ramp                               | UI   | 0.. $\log_2(SIDE)$   |
| $p_{15E}$      | Electric polarization              | UI1  | ON, OFF  |
| $p_{15M}$      | Magnetic polarization              | UI1  | ON, OFF  |
| $p_{16}$       | Interaction                        | UI3  | ND, U, P, B, C, G, UXP, CXP, UXC, UXU, PXP, UXG, WZ, HADRON            |
| $p_{17}$       | Last visit                         | UI   | Number of LIGHTs (property of the cell)                                |
| $p_{18}$       | Interference                       | SI   | $-SIDE/2.. + SIDE/2$   |
| $\vec{p}_{19}$ | Return path                        | SV   | Used to find OP  |
| $p_{200}$      | Current direction                  | UI3  | Used to avoid concurrent access  |
| $p_{201}$      | Depth                              | UI   | Wavefront tree   |
| $p_{202}$      | Initial time                       | UI   | Wavefront $t_i$  |
| $p_{203}$      | Final time                         | UI   | Wavefront $t_f$  |
| $p_{21}$       | Pair type                          | UI4  | Complements $p_{16}$ info, cf. Definition 12                           |
| $p_{22}$       | Invite                             | UI   | Used in pair formation logic   |
| $p_{23}$       | Timeout                            | UI   | Timeout of virtual particles   |
| $p_{24}$       | Distance                           | UI   | Distance in the $w$ dimension  |

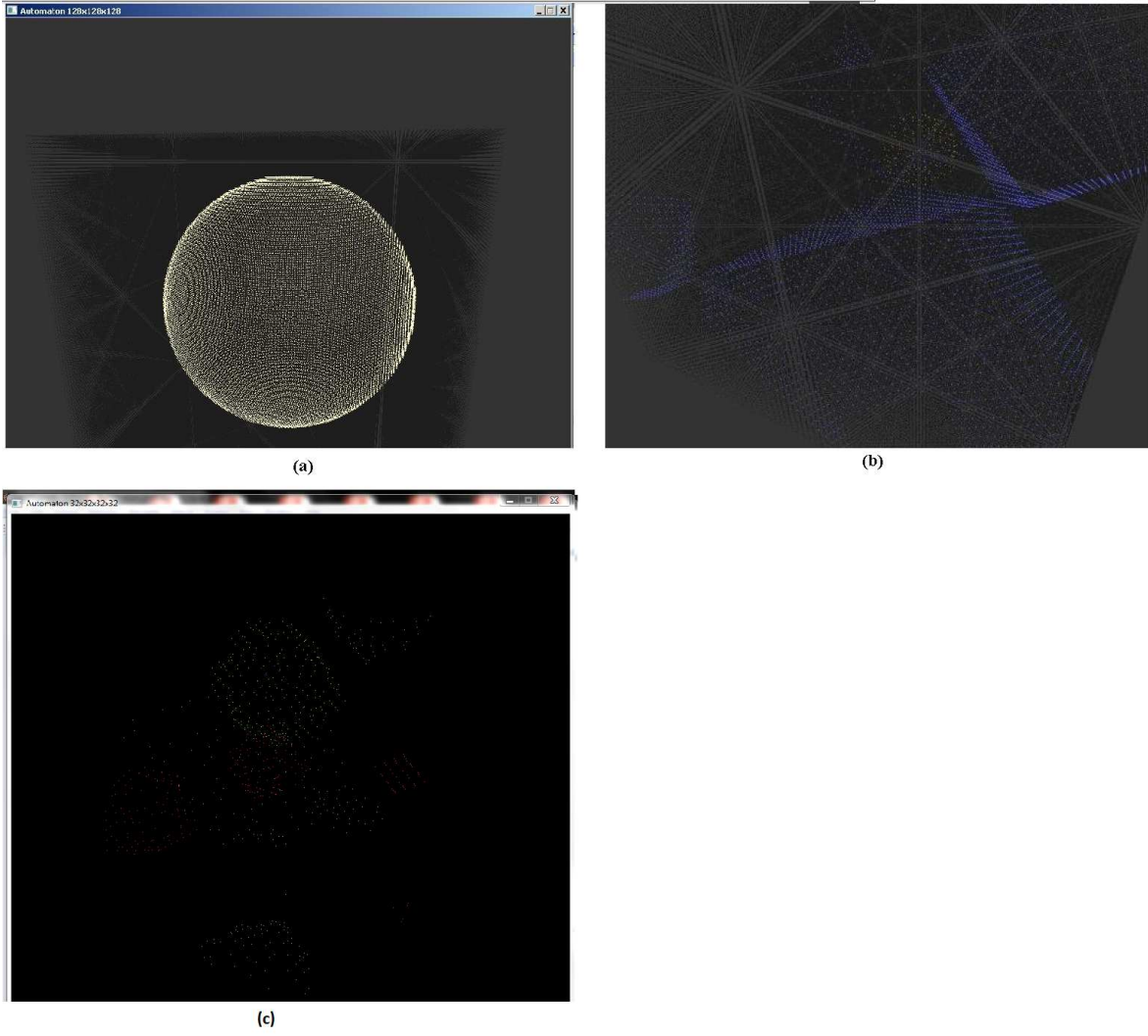


Figure 9: Results obtained by a C-language implementation: In (a) it is shown a pure wavefront; in (b) a burst, distorted by wrapping and a preon near the center; in (c) it is shown the vacuum, an ST based image, so preons don't look so round as in (a), taken AT.

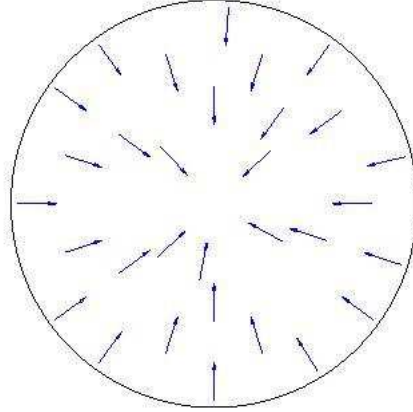


Figure 10: Fermions tend to align their spin components (a conjecture by now) either as spin down, as shown, or spin up, pointing outward, as envisioned by Hofer [17]. Each arrow represents a preon.

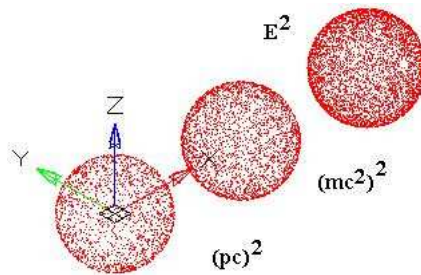


Figure 11: Energy-momentum relation as preon concentration. Each point represents a preon origin. Since the automaton tiles forming the particles are essentially spherical preons, they are more or less confined to the region of the particle. In average, either the preons that form the rest mass and those contributing to the kinetic energy (or momentum) have approximately the same radii. It can be visualized as two superimposing spherical surfaces with different numbers of preons. If those surfaces were allowed to inflate to give the same density of preons on their surfaces, the pythagorean relation ( $R_c^2 = R_a^2 + R_b^2$ ) would be restored.




Figure 12: Exploration tree. This scheme guarantees that each cell is visited just once.

## Appendix: pseudocode

Can be implemented as a central processor (this version), one processor per cell, or logic gates only solutions, with appropriate adaptations. In practice, a GPU-based solution proved sufficient to study and visualize the basic processes.

▷ Top routine (assuming the automaton has already been initialized)

```
function automaton () begin
  loop
    cycle()
  end loop
end
```

▷ One automaton cycle

```
function cycle () begin
  for each cell do
    pairClassification ()
  end do
  for each cell do
    patterns2 ()
  end do
  for each cell do
    patterns3 ()
  end do
  if  $p_3 \neq UNDEF$ 
    expandBurst ()
  else if  $p_2 = GRAV$ 
    expandGraviton ()
  else
    expandPreon ()
  end if
end do
```



```

    flipLattices ()
end
function flipLattices () begin
    xchg = dual0
    dual0 = pri0
    pri0 = xchg
end
▷ Burst, P, G detection
▷ Field  $p_{16}$  is resolved by mutual comparison in the  $w$  dimension
function pairClassification () begin
    dual ← principal ▷ Start with a copy of last value
    if pairFormation () or interference () or isGraviton () then
        return
    end if
     $p_{16}^1 = U$ 
    if burstInteraction () then
        return
    end if
    ▷ Mutual visit to resolve  $p_{16}$  (indices: 1, principal; 2, neighbor)
    neighbor = principal -  $p_5$ 
    nual = dual -  $p_5$ 
    for all neighbor ≠ principal do
        if  $p_2 = REAL$  or  $p_2 = VIRT$  then
            if  $p_6^1 = p_6^2$  then
                if tangled( $t_1, t_2$ ) and  $p_{144}^2 = 1$  then ▷ Evolve sinusoidal phase
                     $p_{144}^2 = 0$ 
                    incrDFO( $t_2$ )
                end if
                ▷ Timeout of virtual pairs (P → VCP)
                if  $p_{23} = 0$  and  $p_2 = VIRT$  then
                     $p_{13} = 0$ 
                     $\vec{p}_{12} = \vec{0}$ 
                end if
                if  $p_2^1 = VIRT$  and  $p_2^2 = VIRT$  and  $\vec{p}_{12}^1 = \vec{0}$  and  $\vec{p}_{12}^2 = \vec{0}$  then
                     $p_{16}^1 = P$ 
                     $p_{21}^1 = VCP$ 
                    return
                ▷ Neutrino detection NTP
                if ( $\vec{p}_{12}^1 = \vec{0}$  or  $\vec{p}_{12}^2 = \vec{0}$ ) and ( $\vec{p}_{12}^1 \neq \vec{0}$  or  $\vec{p}_{12}^2 \neq \vec{0}$  or  $p_2^1 = REAL$ ) then
                     $p_{16}^1 = NTP$ 
                end if
                if  $\vec{p}_{12}^1 \neq \vec{0}$  and  $\vec{p}_{12}^1 = -\vec{p}_{12}^2$  then
                    ▷ Spins are defined
                    if  $p_2^1 = p_2^2$  then
                         $p_{16}^1 = P$ 
                    ▷ Detect weak MGP
                    if  $p_9^1 = LM$  and  $conjug(p_{10}^1) = 1$  and  $p_9^2 = LM$  and  $conjug(p_{10}^2) = 1$  then
                         $p_{21} = MGP$ 
                    else if  $p_9^1 = RM$  and  $conjug(p_{10}^1) = -1$  and  $p_9^2 = RM$  and  $conjug(p_{10}^2) = -1$ 
then
                         $p_{21} = MGP$ 
                    ▷ Detect GLP
                    else if  $p_{10}^1 = RED$  and  $p_{10}^2 = ANTIGREEN$  then
                         $p_{21} = GLP$ 
                    else if  $p_{10}^1 = GREEN$  and  $p_{10}^2 = ANTIRED$  then

```

```

    p21 = GLP
  else if p101 = BLUE and p102 = ANTIRED then
    p21 = GLP
  else if p101 = RED and p102 = ANTIBLUE then
    p21 = GLP
  else if p101 = GREEN and p102 = ANTIBLUE then
    p21 = GLP
  else if p101 = BLUE and p102 = ANTIGREEN then
    p21 = GLP
  ▷ Detect KNP
  else if p21 = REAL and p22 = REAL and  $\vec{p}_7^1 \neq \vec{0}$  and  $\vec{p}_7^1 = \vec{p}_7^2$  then
    p21 = KNP
  ▷ Detect MSP
  else if p101 = RED and p102 = ANTIRED then
    p21 = MSP
  else if p101 = GREEN and p102 = ANTIGREEN then
    p21 = MSP
  else if p101 = BLUE and p102 = ANTIBLUE then
    p21 = MSP
  ▷ Detect PHP
  else if p101 = LEPT and p102 = ANTILEPT then
    p21 = PHP
  else if p101 = ANTILEPT and p102 = LEPT then
    p21 = PHP
  ▷ Detect EMP
  else if p21 = REAL then
    p21 = EMP
  end if
end if
end if
end if
end do
end

```

▷ Resolves p<sub>16</sub> for additional cases  
 ▷ (PXP, UXP, UXG interactions; WZ; HADRON)

```

function patterns2() begin
  if p2 = NIL then
    return
  end if
  if p16 = P then
    ▷ Mutual visit to resolve p16
    neighbor = principal - p5
    nual = dual - p5
    for all neighbor ≠ principal do
      if principal = neighbor then
        continue
      end if
      if p162 = P then
        PXPinteraction(neighbor, nual)
      end if
    end do
    return
  else if p16 ≠ U then
    return
  end if
end if

```

```

▷ Mutual visit to resolve  $p_{16}$ 
neighbor = principal -  $p_5$ 
nual = dual -  $p_5$ 
for all neighbor  $\neq$  nual do
  if  $p_{16} = P$  then
    UXPIinteraction ()
  else if  $p_{16} = GR$  then
    UXGIinteraction ()
  end if
end do
end

▷ UXU, UXTr detection
function patterns3 () begin
  if  $p_2 = NIL$  then
    return
  end if
  ▷ Mutual visit to resolve  $p_{16}$ 
  neighbor = principal -  $p_5$ 
  nual = dual -  $p_5$ 
  for all neighbor  $\neq$  principal do
    if  $p_{16}^1 = WZ$  and  $p_{21}^2 = VCP$  then
       $p_{16}^2 = MGP$ 
      continue
    end if
    if  $p_{16}^1 = HADRON$  and  $p_{21}^2 = VCP$  then
       $p_{16}^2 = MGP$ 
      if  $p_5^1 > p_5^2$  then
        ▷ VCP2  $\rightarrow$  GLP_bar
         $p_{21}^2 = GLP$ 
         $p_{10}^2 = p_1^1 \bmod 8$ 
      else
        ▷ VCP2  $\rightarrow$  MSP-
         $p_{21}^2 = MSP$ 
         $p_8^2 = -1$ 
      end if
      continue
    end if
    if  $p_{16}^1 \neq U$  or  $p_{16}^1 \neq CH$  then
      continue
    end if
    if  $p_8^1 \neq 0$  then
      if  $p_8^1 = p_8^2$  then
        cohesion (neighbor, nual)
      else
        annihilation (neighbor, nual)
      end if
    end if
    entangle (dual, nual)
  end do
end

function expandBurst() begin
  if  $p_1^1 = SYNCH$  then
     $p_1^2 = 0$ 
    if  $p_2^1 = REAL$  then
       $\bar{p}_1^2 = INFINITY$ 
    end if
  end if
end

```

```

        p22 = GRAV
    end if
else if p11 = BURST
    return ▷ p1 must complete one full SYNCH
end if
for each dir in NDIR do
    if isAllowed(dir, p261, p2601)
        Tile *nual = getNual(dir)
        boolean gr = nual->p2 == GRAV
        int p1 = nual->p1
        Tuple p6
        tupleCopy(&p6, nual->p6)
        copyTile(nual, dual)
        if dual->p2 = GRAV
            nual->p2 = REAL ▷ must transport to OP
            nual->p1_ = 1000000
            if gr
                nual->p2 = GRAV
                nual->p1_ = p1
                tupleCopy(&nual->p6, p6)
            end if
            nual->p260 = dir
            addTuples(&nual->p26, dirs[dir])
        end if
    end for
    dual->p3 = UNDEF
    if isEqual(pri->p19, pri->p0)
        ▷ Reemit
        dual->p25 = BURST
    end if
    else if dual->p1 = 0 and dual->p2 = GRAV
        tupleCross(pri->p12, pri->p6, &dual->p12)
        normalizeTuple(&dual->p12)
        resetTuple(&dual->p6)
        dual->p203 = BURST
    else if pri->p2 != GRAV
        cleanTile(dual)
    end if
end
end

```

▷ Visit-once-tree, as shown in Fig. 12

```

function expandTree() begin
    if (p2 = NIL and p3 = IDLE) or (p1 - p202 ≤ p203) then
        return
    end if
    ▷ Reemit from OP when maximum expansion
    if p31 = IDLE and p6.x = SIDE/2 then
         $\vec{p}_{19}^{1*} = \vec{p}_0^1 - \vec{p}_6^1$ 
        burst(false)
        return
    end if
    ▷ Activation time (AT)
    for i = 0 to 5 do
        if p61*.x + dirs[i].x = SIDE/2 + 1 or p61*.y + dirs[i].y = SIDE/2 + 1 or p61*.z + dirs[i].z =
        SIDE/2 + 1 then
            continue
        end if
    end for
end

```

```

    end if
    if  $p_6^{1*}.x + dirs[i].x = -SIDE/2$  or  $p_6^{1*}.y + dirs[i].y = -SIDE/2$  or  $p_6^{1*}.z + dirs[i].z = -SIDE/2$  then
        continue
    end if
    if isAllowed(dir) then
        nual = getNual(i)
        nual = dual
         $p_6^{nual} = dirs[i]$ 
         $p_{200}^{nual} = i$ 
         $p_{201}^{nual} = p_{201}^{nual} + 1$ 
         $p_{202}^{nual} = p_1$ 
        if  $p_3^{nual} = IDLE$  then
             $p_{203}^{nual} = 2 \cdot D \cdot |\vec{p}_6^{nual}|$ 
        else
             $p_{203}^{nual} = 0$ 
        end if
    end if
end do
if  $p_3^1 \neq IDLE$  and  $p_{19}^1 = p_0^1$  then
    reemit()
else
    dual  $\leftarrow \emptyset$ 
end

function updateDual(b) begin
    if  $p_3 \neq IDLE$  then
        updateMessenger(b)
    else
        updateWavefront(b)
    end if
    dual  $\leftarrow \emptyset$ 
end

function updateMessenger(b) begin
    if  $|p_6.x| = \frac{SIDE}{2}$  or  $|p_6.y| = \frac{SIDE}{2}$  or  $|p_6.z| = \frac{SIDE}{2}$  then
        b  $\leftarrow \emptyset$ 
    else
         $p_{200} = dir$ 
         $p_{201} = p_{201} + 1$ 
         $p_{202} = p_1$ 
         $p_{203} = 0$ 
        if  $p_2 = REAL$  then
             $p_2 = GRAV$ 
        end if
    end if
end

function updateWavefront() begin
    if  $|p_6| < \frac{SIDE}{2}$  then
        if  $p_{201} = 0$  and dir = 0 then
             $p_{200} = 1$ 
        else if  $p_{200} = 1$ 
             $p_{200} = 0$ 
        end if
         $p_{201} = p_{201} + 1$ 
         $p_{202} = p_1$ 
    end
end

```

```

     $p_{203} = 2D|p_6|$ 
else if  $p_2 \neq GRAV$  and  $p_{200} = 1$  then
     $burst(IDLE)$ 
     $p_{203} = 4 \cdot SIDE \cdot D$ 
else
     $dual \leftarrow \emptyset$ 
end if
 $p_{144} = 1 \quad \triangleright$  Sine phase changed
     $p_{201} = p_{201} + 1$ 
     $p_{202} = p_1$ 
     $p_{203} = 2D|p_6|$ 
if  $p_2 = GRAV$  then  $\triangleright$  Graviton extinction
    if  $p_6^G = \vec{0}$  then
         $p_2^G = NIL$ 
         $p_{11}^G \equiv OFF$ 
    else if
        calculate unique tile where  $p_{11} = ON$ 
    end if
end if
end

function  $burstInteraction()$  begin
if  $p_3^T \in \{PLAIN, FORCING, COLL\}$  and  $\vec{p}_{19}^T = CP$  then  $\triangleright$  Reemission point found
     $\vec{p}_6^T = \vec{0}$ 
if  $p_3^T = COLL$  then
         $p_3^T = FORMING \quad \triangleright$  Not superluminal
    else
         $p_3^T = IDLE$ 
    end if
     $\triangleright$  Photon formation I
else if  $p_3^T = FORCING$  and  $p_{16}^T = U_1$  and  $p_{16}^2 = U_2$  and  $tangled(U_1, U_2)$  then
         $reemit(U_2, PLAIN, OP_{U_2})$ 
else if  $p_3^T = COLL$  and  $p_{16}^V = P$  and  $tangled(T, P)$  then  $\triangleright$  Photon is collapsing
         $reemit(P, PLAIN, CP_{emitter})$ 
     $\triangleright$  Photon formation II
else if  $p_3^T = FORCING$  and  $p_{16}^T = C$  and  $p_{16}^V = B$  and  $tangled(C, B)$  then
         $reemit(B, PLAIN, OP_C)$ 
else if  $p_3^T = PLAIN$  then
if  $p_2^T = REAL$  and  $p_6^T = p_6^V$  and  $p_5^T = p_5^V$  then  $\triangleright$  Graviton emission
         $p_2^V = GRAV$ 
         $p_{11}^V = OFF$ 
    else
         $p_2^V = NIL$ 
         $resetDFO(V)$ 
    end if
if  $p_{13}^T = p_{13}^V$  and  $\vec{p}_{12}^V = -\vec{p}_{12}^{emitter}$  (old) then  $\triangleright$  Pairment of twin tiles spin
         $\vec{p}_{12}^V = -\vec{p}_{12}^{emitter}$  (new)
    end if
end if
end

function  $UXPinteraction()$  begin  $\triangleright$  Non-leptonic Ps act like a U in the KNP case
     $p_{16}^U = UX P$ 
if  $p_6^U = p_6^P$  then
         $\triangleright$  Tr detected
         $p_{16}^P = BR$ 
         $p_{16}^U = CH$ 

```

```

if  $|\vec{p}_6^C| \geq LOST$  then  $\triangleright$  The triad is undone
   $p_{16}^C = U$   $\triangleright$  Cheese  $\rightarrow U$ 
   $p_{16}^B = P$ 
   $\triangleright$  Fundamental photon
   $reemit(C, PLAIN, OP_C)$ 
   $reemit(B, PLAIN, OP_B)$ 
end if
end if
if  $p_{21}^P = KNP$  then  $\triangleright$  Inertia
   $p_{19}^P = \hat{p}_7^P |\vec{p}_6^P| + \vec{p}_6^P$ 
   $p_{19}^{UC} = p_{19}^P + \vec{p}_6^U - \vec{p}_6^P$ 
   $\triangleright$  Move the preons
   $reemit(P, PLAIN, p_{19}^P)$ 
   $reemit(U|C, PLAIN, p_{19}^{UC})$ 
else if  $p_{21}^P = EMP$  then  $\triangleright$  Static EM forces
  if  $EMFilter(U, P)$  then  $\triangleright$  Electric force
     $\vec{p}_7^P = sgn(p_8^U p_8^P) \cdot (\vec{p}_6^P - \vec{p}_6^U)$ 
     $entangle(U, P)$ 
     $p_8^P = 0$   $\triangleright$  EMP is just a messenger
     $\triangleright$  Generate KNP
     $reemit(U, PLAIN, OP_U)$ 
     $reemit(P, PLAIN, CP)$ 
  else if  $EMFilter(U, P) \wedge pwm(|p_{12}^P \cdot p_{12}^U|)$  then  $\triangleright$  Magnetic force
     $\vec{p}_7^P = sgn(p_8^U p_8^P) \cdot (\vec{p}_{12}^U \times \vec{p}_6^P)$ 
     $p_{12}^U = \vec{p}_7^P$ 
     $entangle(U, P)$ 
     $\triangleright$  Generate KNP
     $reemit(U, PLAIN, OP_U)$ 
     $reemit(P, PLAIN, CP)$ 
  end if
else if  $p_{21}^P = PHP$  then  $\triangleright$  Light-matter interaction
   $\vec{v} = \vec{p}_{12}^P \times \vec{p}_6^P$ 
   $rotate(\vec{v}, p_{141}^P)$ 
   $c = \vec{v} \cdot \vec{p}_{12}^U$ 
   $p_{15E}^U = pwm(c^2)$ 
   $p_{15M}^U = pwm([SIDE - c]^2)$ 
  if  $EMFilter(U, P) \wedge (p_4^U \neq p_4^P) \wedge p_{15E}^P$  then
     $reemit(P, COLL, CP)$ 
     $reemit(U, PLAIN, OP_U)$ 
  else if  $EMFilter(U, P) \wedge (p_4^U \neq p_4^P) \wedge p_{15M}^P$  then
     $reemit(P, COLL, CP)$ 
     $reemit(U, PLAIN, OP_U)$ 
  end if
else if  $p_{21}^P = MGP$  then  $\triangleright$  Charged-bosons interaction with matter
  if  $p_8^P \neq 0$  or  $p_{10}^P \neq LEPT$  or  $p_9^P \neq 0$  then
     $p_{18}^P = SIDE$ 
     $\triangleright$  Neutrino emission
    if  $p_8^U \neq 0$  and  $p_9^U = -1$  and  $p_9^P = -1$  and  $\vec{p}_{12}^U = \vec{0}$  then
       $\vec{p}_{12}^U = \vec{p}_{12}^P$ 
       $p_2^P = REAL$ 
       $p_{21}^P = NTP$ 
       $reemit(U, PLAIN, OP_U)$   $\triangleright$  Reemit weak charge
       $reemit(P, PLAIN, OP_U)$   $\triangleright$  Generate neutrino
    end if
  end if
end if

```

```

else if  $p_{21}^P = GLP$  and  $p_{10}^U \neq LEPT$  then  $\triangleright$  Gluon-quark interaction
  if  $p_{10}^U = p_{10}^{P2}$  then  $\triangleright$  Color exchange
     $p_{10} = p_{10}^{P2}$ 
     $p_{10}^{P2} = p_{10}^U$ 
     $p_{10}^U = p_{10}$ 
     $p_{21}^P = VCP$   $\triangleright$  Virtual gluon returns to vacuum
  end if
else if  $p_{21}^P = MSP$  and  $p_{10}^U \neq LEPT$  then  $\triangleright$  Meson-matter interaction
  if  $p_{10}^U = p_{10}^P$  or  $p_{10}^U = \bar{p}_{10}^P$  then
     $p_{21}^P = KNP$ 
     $p_7^P = p_6^U$ 
  end if
else if  $p_{16}^P = VCP$  then  $\triangleright$  Vacuum-charge interactions
   $\triangleright$  Define spins for all cases
  if  $p_5^U < p_5^P$  then
     $\vec{p}_{12}^P = \vec{p}_{12}^U$ 
  else
     $\vec{p}_{12}^P = -\vec{p}_{12}^U$ 
  end if
  if  $p_{11}^U = ON$  then  $\triangleright$  Graviton processing
     $p_{11}^U = OFF$   $\triangleright$  Start KNP formation
     $p_7^P = p_7^U$   $\triangleright$  Radial direction was defined previously
     $p_{13}^P = p_{13}^U = p_{13}^U - 1$   $\triangleright$  Decoherence
     $\triangleright$  Release attractive KNP
    reemit( $U, PLAIN, OP_U$ )
    reemit( $P, PLAIN, CP$ )
  else if  $p_9^U = 0$  and  $p_{10}^U = LEPT$  then  $\triangleright$  Electric charge
     $p_2^P = VIRT$ 
     $p_{13}^P = p_{13}^U$   $\triangleright$  Inherit entanglement
     $p_8^P = p_8^U$   $\triangleright$  Both tiles of pair inherit U's charge!!
     $\triangleright$  Release EMP
    reemit( $U, PLAIN, OP_U$ )
    reemit( $P, PLAIN, CP$ )
  else if  $p_{16}^U \neq CH$  then  $\triangleright$  Triad formation I
    if  $p_5^U > p_5^P$  then
       $p_{10}^P = p_{10}^U$ 
       $p_8^P = p_8^U$ 
       $p_9^P = p_9^U$ 
    else
       $p_{10}^P = \bar{p}_{10}^U$ 
       $p_8^P = -p_8^U$ 
    end if
     $p_{13}^P = p_{13}^U$   $\triangleright$  Inherit entanglement
    if  $p_{12}^U \cdot p_6^U > 0$  then  $\triangleright$  Update helicity
       $p_4^U = p_4^P = 0$ 
    else
       $p_4^U = p_4^P = 1$ 
    end if
     $\triangleright$  Release triad components
    reemit( $U, PLAIN, CP$ )
    reemit( $P, PLAIN, CP$ )
  else if  $p_{10}^U \neq LEPT$  then  $\triangleright$  Strong charge
     $p_{18}^P = SIDE$ 
     $p_{13}^P = p_{13}^U$ 
    if  $p_1 \bmod 2 = 0$  then  $\triangleright$  Color exchange
       $p_{10}^{V2} = p_{10}^U \gg 4 \mid p_{10}^U \ll 2$ 
    end if
  end if

```



```

else
   $p_{10}^{V2} = p_{10}^{V2} = p_{10}^U \ll 4 \mid p_{10}^U \gg 2$ 
end if
 $p_{10}^{V1} = p_{10}^U$ 
 $p_{10}^U = p_{10}^{V2} \gg 3 \mid p_{10}^{V2} \ll 3$ 
▷ Release gluon components
reemit(U, PLAIN, OPU)
reemit(P, PLAIN, CP)
else if  $p_9^U \neq 0$  then ▷ Weak charge x VCP
   $p_9^P = p_9^U$  ▷ Temporarily inherits weak charge
   $p_{18}^P = SIDE$  ▷ Reset decay TTL
   $p_{13}^P = p_{13}^U$ 
  if  $p_5^U < p_5^P$  then
     $\vec{p}_{12}^P = \vec{p}_{12}^P$ 
     $\vec{p}_7^P = \vec{p}_6^U$ 
  else
     $\vec{p}_{12}^P = -\vec{p}_{12}^U$ 
     $\vec{p}_7^P = -\vec{p}_6^U$ 
  end if
  ▷ Release weak MGP
  reemit(U, PLAIN, OPU)
  reemit(P, PLAIN, CP)
end if
else if  $p_{16}^P = BR$  and  $p_{13}^U = p_{13}^B \neq 0$  and  $p_{17}^B > 0$  then
  if  $p_8^U \neq 0$  or  $p_{10}^U \neq LEPT$  or  $p_9^U \neq 0$  then
     $p_{17}^B = SIDE$ 
  end if
  else if  $p_8^U \neq 0$  and  $\vec{p}_{12}^U = -\vec{p}_{12}^P$  and  $p_{21}^P = NTP$  then ▷ Neutrino absorption
     $\vec{p}_{12}^U = \vec{p}_{12}^P = \vec{0}$ 
     $p_{16}^P = VCP$  ▷  $NTP \rightarrow VCP$ 
     $p_9^U = p_9^P$  ▷ Preserve weak charge
  end if
end
end

function UXUinteraction() begin ▷ Includes UXC interactions
  if  $p_8^1 = -p_8^2$  and  $p_{10}^1 = \bar{p}_{10}^2$  then ▷ Fermions annihilation
     $\vec{v} = \vec{p}_6^1 \times \vec{p}_6^2$ 
    if  $p_5^1 > p_5^2$  then
       $\vec{p}_{12}^1 = \vec{v}$ 
       $\vec{p}_{12}^2 = -\vec{v}$ 
    else
       $\vec{p}_{12}^1 = \vec{v}$ 
       $\vec{p}_{12}^2 = -\vec{v}$ 
    end if
    ▷ Reemit Us to from CP to form a P
    reemit(U1, COLL, CP)
    reemit(U2, COLL, CP)
     $p_{13}^{U1} = p_{13}^{U2} = SIDE/2$ 
  else if  $p_8^1 = p_8^2$  and  $p_{10}^1 = p_{10}^2$  then ▷ Cohesion force
    if  $p_5^1 > p_5^2$  then
       $p_{19}^1 = OP$ 
       $p_{19}^2 = CP$ 
    else
       $p_{19}^1 = CP$ 
       $p_{19}^2 = OP$ 
    end if
  end if
end

```

```

    entangle( $U_1, U_2$ )
    ▷ Reemit interacting Us
    reemit( $U_1, FORCING, p_{19}^1$ )
    reemit( $U_2, FORCING, p_{19}^2$ )
end if
end

function PXPinteraction() begin
    if tangled( $P_1, P_2$ ) then
        if  $p_{21}^{P1} = PHP$  and  $p_{21}^{P2} = KNP$  and EMFilter() then    ▷ KNP accretion by photon
             $p_{143}^{P1} = p_{143}^{P1} + 1$ 
             $p_{143}^{P2} = p_{143}^{P2} + 1$ 
            ▷ Reemit Ps
            reemit( $P_1, PLAIN, CP$ )
            reemit( $P_2, PLAIN, CP$ ).
        else if  $p_{21}^{P1} = p_{21}^{P2} = KNP$  then    ▷ KNP excess cancellation
             $proj = \vec{p}_7^1 \cdot \vec{p}_7^2$ 
            if  $proj > 0$  and pwm(proj.SIDE) then    ▷ KNPs →VCPs
                 $p_2^{P1} = p_2^{P2} = VIRT$ 
                 $\vec{p}_{12}^{P1} = \vec{p}_{12}^{P2} = \vec{0}$ 
                 $\vec{p}_7^{P1} = \vec{p}_7^{P2} = \vec{0}$ 
            end if
        else if  $p_{10}^1 \neq LEPT$  and  $p_{10}^2 \neq LEPT$  then    ▷ Gluon-gluon interaction
            ▷ Reemit gluons
            reemit( $P_1, PLAIN, CP$ )
            reemit( $P_2, PLAIN, CP$ )
        end if
    else if  $p_{21}^1 = MGP$  and  $p_{21}^2 = MGP$  and  $p_9^1 = LEFT$  and  $p_9^2 = LEFT$  and  $p_8^1 \neq 0$  and
     $p_8^1 = -p_8^2$  then    ▷ W pair annihilation
        reemit( $P_1, PLAIN, CP$ )
        reemit( $P_2, PLAIN, CP$ )
    else if  $p_{21}^1 = KNP$  and  $p_{21}^2 = KNP$  then    ▷ Head-on collision
         $proj = \vec{p}_7^1 \cdot \vec{p}_7^2$ 
        if  $proj > 0$  and pwm(proj.SIDE) then
             $p_5^{P1} = p_5^{P2} = REAL$ 
             $p_7^{P1} = -p_7^{P2}$ 
            ▷ MGP formation
            reemit( $P_1, PLAIN, CP$ )
            reemit( $P_2, PLAIN, CP$ ).
        end if
    endif
end

function UXGinteraction() begin
     $p_{11}^U = ON$     ▷ KNP formation promise
     $p_7^U = -p_6^G$     ▷ Direction of future KNP
end

boolean function pairFormation() begin
    if  $\vec{p}_6^1 \neq \vec{0}$  then
        return false
    end if
    for all forward w-neighbor  $t_2$  do    ▷ Preserve the reciprocity principle
        if  $\vec{p}_6^2 = \vec{0}$  and tangled( $t1, t2$ ) then
            if  $p_8^1 = -p_8^2$  then
                ▷  $l\bar{l}$  or  $q\bar{q}$  formation
                 $p_{22}^1 = p_5^2$ 
            end if
        end if
    end for
end

```

```

    if  $p_{10}^1 \neq LEPT$  and  $p_{10}^1 \neq ANTILEPT$  and  $p_{10}^1 = \bar{p}_{10}^2$  then
         $p_{16}^1 = U$ 
    else
         $p_{16}^1 = U$ 
    end if
else  $p_8^1 = p_8^2 = 0$  and  $p_9^1 \neq 0$  and  $p_9^2 = -p_9^1$  then
     $p_{16}^1 = WZ$ 
else  $p_8^1 = p_8^2 = 0$  and ( $p_9^1 \neq 0$  or  $p_9^2 \neq 0$ ) then
     $p_{16}^1 = P$ 
    if  $p_5^1 > p_5^2$  then
         $p_{21}^1 = MGP$ 
    else
         $p_{16}^1 = WZ$ 
    end if
else  $p_8^1 = p_8^2 = 0$  and  $p_{10}^1 = \bar{p}_{10}^1$  then
     $p_{16}^1 = HADRON$ 
    if  $p_1^1 \bmod 2 = 0$  then
        if  $p_5^1 > p_5^2$  then
             $p_{21}^1 = GLP$ 
        else
             $p_{21}^1 = \overline{GLP}$ 
        end if
    else
        if  $p_5^1 > p_5^2$  then
             $p_{21}^1 = MSP+$ 
        else
             $p_{21}^1 = MSP-$ 
        end if
    end if
end if
    end if
    ▷select one option
    if  $p_{22}^1 > p_{22}^2$ 
         $p_{22}^1 = p_{22}^2$ 
    end if
end if
end do
return true
end if
return false
end

```

▷ Tests whether the direction *dir* is a valid path in the visit-once-tree.

**boolean function** *isAllowed*(*dir*) **begin**

$x = p6.x + dirs[dir].x$

$y = p6.y + dirs[dir].y$

$z = p6.z + dirs[dir].z$

$level = abs(x) + abs(y) + abs(z)$

▷ x-axis

**if**  $x > 0$  and  $y = 0$  and  $z = 0$  and  $dir = 0$  **then**

return true

**else if**  $x < 0$  and  $y = 0$  and  $z = 0$  and  $dir = 1$  **then**

return true

**end if**

▷ y-axis

**else if**  $x = 0$  and  $y > 0$  and  $z = 0$  and  $dir = 2$  **then**

return true

```

else if  $x = 0$  and  $y < 0$  and  $z = 0$  and  $dir = 3$  then
    return true
end if
▷ z-axis
else if  $x = 0$  and  $y = 0$  and  $z > 0$  and  $dir = 4$  then
    return true
else if  $x = 0$  and  $y = 0$  and  $z < 0$  and  $dir = 5$  then
    return true
end if
▷ xy plane
else if  $x > 0$  and  $y > 0$  and  $z = 0$  then
    if  $levelmod2 = 1$  then
        return ( $dir = 0$  and  $p_{200} = 2$ )
    else
        return ( $dir = 2$  and  $p_{200} = 0$ )
    end if
else if  $x < 0$  and  $y > 0$  and  $z = 0$  then
    if  $levelmod2 = 1$  then
        return ( $dir = 1$  and  $p_{200} = 2$ )
    else
        return ( $dir = 2$  and  $p_{200} = 1$ )
    end if
else if  $x > 0$  and  $y < 0$  and  $z = 0$  then
    if  $levelmod2 = 1$  then
        return ( $dir = 0$  and  $p_{200} = 3$ )
    else
        return ( $dir = 3$  and  $p_{200} = 0$ )
    end if
else if  $x < 0$  and  $y < 0$  and  $z = 0$  then
    if  $levelmod2 = 1$  then
        return ( $dir = 1$  and  $p_{200} = 3$ )
    else
        return ( $dir = 3$  and  $p_{200} = 1$ )
    end if
end if
▷ yz plane
else if  $x = 0$  and  $y > 0$  and  $z > 0$  then
    if  $levelmod2 = 0$  then
        return ( $dir = 4$  and  $p_{200} = 2$ )
    else
        return ( $dir = 2$  and  $p_{200} = 4$ )
    end if
else if  $x = 0$  and  $y < 0$  and  $z > 0$  then
    if  $levelmod2 = 0$  then
        return ( $dir = 4$  and  $p_{200} = 3$ )
    else
        return ( $dir = 3$  and  $p_{200} = 4$ )
    end if
else if  $x = 0$  and  $y > 0$  and  $z < 0$  then
    if  $levelmod2 = 0$  then
        return ( $dir = 5$  and  $p_{200} = 2$ )
    else
        return ( $dir = 2$  and  $p_{200} = 5$ )
    end if
else if  $x = 0$  and  $y < 0$  and  $z < 0$  then
    if  $levelmod2 = 0$  then

```

```

        return (dir = 5 and p200 = 3)
    else
        return (dir = 3 and p200 = 5)
    end if
end if
▷ zx plane
else if x > 0 and y = 0 and z > 0 then
    if levelmod2 = 1 then
        return (dir = 4 and p200 = 0)
    else
        return (dir = 0 and p200 = 4)
    end if
else if x < 0 and y = 0 and z > 0 then
    if levelmod2 = 1 then
        return (dir = 4 and p200 = 1)
    else
        return (dir = 1 and p200 = 4)
    end if
else if x > 0 and y = 0 and z < 0 then
    if levelmod2 = 1 then
        return (dir = 5 and p200 = 0)
    else
        return (dir = 0 and p200 = 5)
    end if
else if x < 0 and y = 0 and z < 0 then
    if levelmod2 = 1 then
        return (dir = 5 and p200 = 1)
    else
        return (dir = 1 and p200 = 5)
    end if
else
    ▷ spirals
    x0 = x + SIDE/2
    y0 = y + SIDE/2
    z0 = z + SIDE/2
    switch level mod 3 do
        case 0
            if x0 ≠ SIDE/2 and y0 ≠ SIDE/2 then
                return (z0 > SIDE/2 and dir = 4) or (z0 < SIDE/2 and dir = 5)
            end if
            break
        case 1
            if y0 ≠ SIDE/2 and z0 ≠ SIDE/2 then
                return (x0 > SIDE/2 and dir = 0) or (x0 < SIDE/2 and dir = 1)
            end if
            break
        case 2
            if x0 ≠ SIDE/2 and z0 ≠ SIDE/2 then
                return (y0 > SIDE/2 and dir = 2) or (y0 < SIDE/2 and dir = 3)
            end if
            break
    end switch
end if
return false
end

```

```

boolean function interference () begin
  if  $p_1 - p_{202} \leq p_{203}$  then
    if  $p_1 \bmod (3 \textit{SIDE}) = 0$  then
       $\triangleright$  The cell was not visited
       $p_{17} = p_{17} + 1$   $\triangleright$  Count steps since last visit
       $\triangleright p_{18}$  decays absolutely and exponentially
      if  $p_{18} > 0$  then
         $p_{18} = p_{18} \cdot \left( \textit{SIDE} - \frac{\textit{SIDE}}{2^{p_{17}}} \right)$ 
        if  $p_{18} < 0$  then
           $p_{18} = 0$ 
        end if
      else if  $p_{18} < 0$  then
         $p_{18} = p_{18} \cdot \left( \textit{SIDE} + \frac{\textit{SIDE}}{2^{p_{17}}} \right)$ 
        if  $p_{18} < 0$  then
           $p_{18} = 0$ 
        end if
      end if
      return true
    else
       $\triangleright$  The cell was visited
       $p_{17} = 0$ 
       $p_{18} = p_{18} + p_{14}$   $\triangleright$  Track left
      return false
    end if
  end

boolean function isGraviton () begin
  if  $p_2 = \textit{GRAV}$  then
    if  $p_{11}$  then
       $p_{16} = \textit{GR}$ 
       $\triangleright$  G extinction
      if  $\vec{p}_6 = \vec{0}$  then
         $p_{16} = \textit{ND}$ 
         $p_2 = \textit{NIL}$ 
         $p_{11} = \textit{OFF}$ 
      end if
    else
       $p_{16} = \textit{ND}$ 
    end if
    return true
  end if
  return false
end

function EMFilter ( $U, P$ ) begin
  return  $p_{11}^U \wedge \textit{pwm}(p_{14}^U) \wedge \textit{pwm}(p_{15}^P) \wedge \textit{pwm}(p_{18}^P)$ 
end

boolean function pwm( $n$ ) begin
  return  $(n \bmod \textit{STEP} < n/\textit{NSTEPS})$ 
end

function entangle( $t1, t2$ ) begin
   $p_{13}^{t1} = p_{13}^{t2} = p_5^{t1} \cdot p_5^{t2} + \textit{SIDE}$ 
end

boolean function tangled( $t1, t2$ ) begin
  if  $|p_{13}^{t1} - p_{13}^{t2}| > \textit{SIDE}$  then

```

```

    return false
else
    return  $pwm \left( \frac{(p_{13}^{t1} - p_5^{t1} \cdot p_5^{t2})(p_{13}^{t2} - p_5^{t1} \cdot p_5^{t2})}{SIDE} \right)$ 
end if
end

```

▷ Prepares the tile as the seed of a new preon or burst expansion.

```

function reemit( $t, p_3, \vec{p}_{19}$ ) begin

```

```

     $p_3^t = p_3$ 
     $p_{200}^t = 0$ 
     $p_{201}^t = 0$ 
     $p_{202}^t = 0$ 
    if  $p_3 = IDLE$  then
         $p_{203} = 0$ 
    else
         $p_{203} = 2 \cdot D + 0.5$ 
    end if
     $\vec{p}_6^t = \vec{0}$ 
     $p_{11} = OFF$ 
     $\vec{p}_{19}^t = \vec{p}_{19}$ 
    resetDFO( $t$ )

```

```

end

```

```

function resetDFO( $t$ ) begin

```

```

     $p_{141}^t = U_1$ 
     $p_{142}^t = U_2$ 

```

```

end

```

```

function incrDFO( $t$ ) begin

```

```

     $u_3 = K \cdot p_{142}^t - p_{141}^t$ 
     $p_{141}^t = p_{142}^t$ 
     $p_{142}^t = u_3$ 

```

```

end

```

▷ Rotates vector  $\vec{v}$  about  $\vec{p}_6$  by the angle  $\theta$ ,

```

function rotate( $\vec{v}, \theta$ ) begin

```

rotates  $\vec{v}$  about  $\vec{p}_6$  by the angle  $\theta$ , using a 3d CORDIC resolver ▷ cf. [10]

```

end

```

▷ Returns +1 if matter, -1 if antimatter, 0 otherwise

```

boolean function conjug( $c$ ) begin

```

```

    if  $c \odot LEPT \neq 0$  and  $c \odot ANTILEPT = 0$  then
        return +1

```

```

    else if  $c \odot ANTILEPT \neq 0$  and  $c \odot LEPT = 0$  then
        return -1

```

```

    else
        return 0

```

```

end

```

▷ Emits a burst preserving the origin tile if CP.

```

function burst( $cp$ ) begin

```

```

    for  $i = 0$  to 5 do
         $nual = getNual(i)$ 
         $nual \leftarrow dual$ 
         $p_3^{nual} = PLAIN$ 
         $p_{200}^{nual} = i$ 
         $p_{201}^{nual} = 1$ 
         $p_{202}^{nual} = p_1 - 1$ 

```

```
     $p_{203}^{nual} = 0$   
     $p_6^{nual} = dirs[i]$   
end do  
if not  $cp$  then  
     $dual \leftarrow \emptyset$   
end if  
end
```