

Fundamental Physical Constants: Explained and Derived by Energy Wave Equations

Jeff Yee

jeffsyee@gmail.com

April 30, 2017

Summary

There are many fundamental physical constants that appear in equations today, such as Planck's constant (h) to calculate photon energy, or Coulomb's constant (k) to calculate the electromagnetic force, or the gravitational constant (G), when using Newton's law for calculating gravitational force. They appear in equations without explanations. They are simply numbers that have been given letters to make an equation work.

This paper has derived and explained 20 different constants used in physics today, including the aforementioned Planck's constant, Coulomb's constant and gravitational constant. They can be derived from four universal constants and one variable that is constant for the electron – for a total of five constants. The universal constants are: wavelength, wave amplitude, wave speed and density. All of the remaining constants that are presented in this paper can be derived from one of the four universal constants or the electron wave center constant.

With the exception of one fundamental physical constant, all of the derived constant values are accurate to better than 0.000% of the difference from their currently accepted values, using recent CODATA values, and the values calculated in this paper. Each constant was derived using new wave constants from the energy wave equations proposed within this paper, and the complementary *Particle Energy and Interaction*¹ and *Forces*² papers. Only the radius of the proton exceeds this accuracy at a difference of 1.411%, however, the proton's exact radius is subject to debate.³

The equations not only derive the correct value but also the units of the existing physical constant. Some of the calculations require an equivalent SI unit in wave theory to match units, such as charge needs to be measured in wave amplitude (meters) instead of Coulombs, but all units align properly when this is exchanged. Details to reproduce these values, including their units, are explained in this paper.

This paper also includes proposed models for the geometries of both the electron and the proton. The equations yield some descriptions about their characteristics and visuals are provided in this paper to explain these findings.

Twenty common fundamental physical constants were solved in this paper. The method was scientific, starting with energy wave equations to model particle energies and forces. Many of today's physical constants appeared when modeling energies and forces using these energy wave equations. All 20 of these physical constants are documented as further proof that the energy wave equations are accurate and have the ability to calculate many of the characteristics of subatomic particles and their interactions with other particles.

Summary	1
1. Fundamental Physical Constants & Energy Wave Constants.....	5
1.1. Energy Wave Equation Constants	8
Notation	8
Constants and Variables.....	9
1.2. Energy Wave Equation Modifiers and Alternative Versions	11
2. Fundamental Physical Constants - Derived and Explained.....	12
2.1. Electron Energy & Mass.....	12
Electron Rest Energy	12
Electron Rest Mass	12
Shell Energy Multiplier	13
Alternative Version	13
2.2. Electron Radius.....	14
2.3. Proton Radius.....	14
2.4. Bohr Radius.....	15
2.5. Electron Compton Wavelength	16
Modifier	16
2.6. Rydberg Constant & Rydberg Unit of Energy	17
The Rydberg Constant (meters).....	17
Modifier	17
Alternative Version	18
Relationship to the Fine Structure Constant.....	18
Rydberg Unit of Energy Constant (Joules)	19
Modifier	19

Relationship to the Fine Structure Constant.....	20
2.7. Planck Constant	20
2.8. Planck Length	21
Alternative Version	22
Relationship to the Fine Structure Constant.....	22
2.9. Planck Mass.....	23
Alternative Version	24
Relationship to the Electron Mass.....	24
2.10. Planck Time	25
Alternative Version	25
Relationship to the Fine Structure Constant.....	26
2.11. Planck Charge.....	26
Modifier.....	27
2.12. Elementary Charge	27
Modifier.....	28
Alternative Version	28
Relationship to the Fine Structure Constant.....	29
2.13. Coulomb Constant.....	29
Modifier	31
2.14. Electric Constant (Vacuum Permittivity).....	32
Modifier.....	32
2.15. Magnetic Constant (Vacuum Permeability)	33
Modifier.....	33
2.16. Bohr Magneton	34
Modifier.....	34
Alternative Version	35

Relationship to the Fine Structure Constant.....	35
Relationship to the Elementary Charge	35
2.17. Gravitational Constant	36
Alternative Version	38
Relationship to the Fine Structure Constant and Planck Constant	38
2.18. Fine Structure Constant	39
Alternative Version	40
3. Proposed Geometry	41
3.1. Electron.....	41
3.2. Proton.....	43
4. Conclusion.....	47
Appendix	48
Fine Structure Constant	48
Resonance	48
Relation to Strong and Electromagnetic Forces	51
Acknowledgements.....	54

1. Fundamental Physical Constants & Energy Wave Constants

Twenty fundamental physical constants known commonly throughout physics are derived and explained by four wave constants and a variable constant to the electron. Of the four wave constants, only wave speed is known in today's physical constants (the speed of light). This section details the new constants and their notation (Section 1.1).

First, the calculations and derivations of the fundamental physical constants are summarized along with their current values (CODATA 2014)⁴, and compared with **calculated values found in this paper**. Section 2 details the calculations and provides an explanation for most of the physical constants and why they appear in equations. Of the constants calculated, only the proton radius has a value that differs by greater than 0.000%.

Physical Constant	CODATA Value	Calculated	% Diff	Modifier
Fine Structure Constant	7.2974E-03	7.2974E-03	0.000%	
Electron Rest Energy	8.1871E-14	8.1871E-14	0.000%	
Electron Mass	9.1094E-31	9.1094E-31	0.000%	
Electron Classical Radius	2.8179E-15	2.8179E-15	0.000%	
Proton Radius	8.7516E-16	8.6281E-16	1.411%	
Bohr Radius	5.2918E-11	5.2918E-11	0.000%	
Electron Compton Wavelength	2.4263E-12	2.4263E-12	0.000%	Δ_e
Rydberg Constant (Joules)	2.1799E-18	2.1799E-18	0.000%	Δ_e^{-1}
Rydberg Constant (meters)	1.0974E+07	1.0974E+07	0.000%	Δ_e^{-1}
Planck Constant	6.6261E-34	6.6261E-34	0.000%	
Planck Time	5.3912E-44	5.3912E-44	0.000%	
Planck Length	1.6162E-35	1.6162E-35	0.000%	
Planck Mass	2.1765E-08	2.1765E-08	0.000%	
Planck Charge	1.8755E-18	1.8755E-18	0.000%	Δ_T^{-1}
Elementary Charge	1.6022E-19	1.6022E-19	0.000%	Δ_T^{-1}
Coulomb Constant	8.9876E+09	8.9876E+09	0.000%	Δ_T^2
Electric Constant - Vacuum Perm.	8.8542E-12	8.8542E-12	0.000%	Δ_T^{-2}
Magnetic Constant	1.2566E-06	1.2566E-06	0.000%	Δ_T^2
Bohr Magneton	9.2740E-24	9.2740E-24	0.000%	Δ_T^{-1}
Gravitational Constant	6.6741E-11	6.6741E-11	0.000%	

Table 1.1 – Fundamental Physical Constants (Values)

Table 1.1 includes a column for the modifier that was used, if needed, for physical constants to offset the calculations using the energy wave equations. They appear in equations requiring orbital, spin and total angular momentum, similar to the three g-factors that are used as correction factors in physics. This is explained in Section 1.2.

Table 1.2 includes the SI units that are derived for each fundamental physical constant. Coulomb charge (C) is replaced by amplitude (meters) as charge is based on constructive and destructive wave amplitude in wave theory. Henry (H) is measured as mass (kilograms). When this is considered, units match for all 20 constants.

Physical Constant	CODATA SI Units	Calculated Units	Notes
Fine Structure Constant	dimensionless	dimensionless	
Electron Rest Energy	$\text{kg m}^2/\text{s}^2$	$\text{kg m}^2/\text{s}^2$	
Electron Mass	kg	kg	
Electron Classical Radius	m	m	
Proton Radius	m	m	
Bohr Radius	m	m	
Electron Compton Wavelength	m	m	
Rydberg Constant (Joules)	$\text{kg m}^2/\text{s}^2$	$\text{kg m}^2/\text{s}^2$	
Rydberg Constant (meters)	m^{-1}	m^{-1}	
Planck Constant	$\text{kg m}^2 / \text{s}$	$\text{kg m}^2 / \text{s}$	
Planck Time	s	s	
Planck Length	m	m	
Planck Mass	kg	kg	
Planck Charge	C	m	C is amplitude (m)
Elementary Charge	C	m	C is amplitude (m)
Coulomb Constant	$\text{kg m}^3 / \text{s}^2 \text{C}^2$	$\text{kg m} / \text{s}^2$	C is amplitude (m)
Electric Constant - Vacuum Perm.	$\text{s}^2 \text{C}^2 / \text{kg m}^3$	$\text{s}^2 / \text{kg m}$	C is amplitude (m)
Magnetic Constant	H / m	kg / m	H is mass (kg)
Bohr Magneton	$\text{m}^2 \text{C} / \text{s}$	m^3 / s	C is amplitude (m)
Gravitational Constant	$\text{m}^3 / \text{s}^2 \text{kg}$	$\text{m}^3 / \text{s}^2 \text{kg}$	

Table 1.2 – Fundamental Physical Constants (Units)

Table 1.3 contains a summary of the derivations of each fundamental physical constant. The derivations use symbols and notation that are described in Section 1.1. In some cases, an alternative derivation is provided because some of the wave constants can be further derived, but it exposes the use of the modifier. Details outlining the steps to derive each fundamental physical constant is found in Sections 2.1 to 2.18.

Physical Constant	Derivation	Alternative Derivation
Fine Structure Constant	$\alpha_e = \frac{\pi K_e^4 A_l^6 O_e}{\lambda_l^3 \delta_e}$	$\alpha_e = \frac{3\pi K_e^4 \lambda_l}{A_l} (\Delta_e^{-1})$
Electron Rest Energy	$E_e = \frac{4\pi\rho K_e^5 A_l^6 c^2}{3\lambda_l^3} O_e$	$E_e = \frac{4\pi\rho K_e^5 \lambda_l c^2 \delta_e}{A_l} (\Delta_e^{-1})$
Electron Mass	$m_e = \frac{4\pi\rho K_e^5 A_l^6 c^2}{3\lambda_l^3} O_e$	$m_e = \frac{4\pi\rho K_e^5 \lambda_l \delta_e}{A_l} (\Delta_e^{-1})$
Electron Classical Radius	$r_e = K_e^2 \lambda_l$	
Proton Radius	$r_p = \sqrt{\frac{3}{8}} \cdot 5 K_e \lambda_l$	
Bohr Radius	$a_0 = n_{1S} K_e \lambda_l$	
Electron Compton Wavelength	$\lambda_C = \frac{4n_C A_l}{3K_e^3} (\Delta_e)$	
Rydberg Constant (Joules)	$R_y = \frac{2\pi^3 \rho K_e^{13} A_l^{11} c^2 O_e^2}{\lambda_l^5 \delta_e} (\Delta_e^{-1})$	$R_y = \frac{18\rho\pi^3 K_e^{13} \lambda_l^3 c^2 \delta_e}{A_l^3} (\Delta_e^{-3})$
Rydberg Constant (meters)	$R_\infty = \frac{3\pi^2 K_e^{10} A_l^{11} O_e^2}{4\lambda_l^6 \delta_e^2} (\Delta_e^{-1})$	$R_\infty = \frac{27\pi^2 K_e^{10} \lambda_l^2}{4A_l^3} (\Delta_e^{-3})$
Planck Constant	$h = \frac{8}{3} \pi \rho K_e^3 \lambda_l c \delta_e$	
Planck Time	$t_P = \frac{K_e^4 \lambda_l^6 \delta_e}{\pi c O_e} \sqrt{\frac{1}{A_l^{13} \delta_{Ge}}}$	$t_P = \sqrt{\frac{1}{2}} \cdot \frac{\lambda_l^2}{3\pi K_e^{10} A_l c} (\Delta_e)$
Planck Length	$l_P = \frac{K_e^4 \lambda_l^6 \delta_e}{\pi O_e} \frac{1}{\sqrt{A_l^{13} \delta_{Ge}}}$	$l_P = \sqrt{\frac{1}{2}} \cdot \frac{\lambda_l^2}{3\pi K_e^{10} A_l} (\Delta_e)$
Planck Mass	$m_P = \frac{4\pi\rho O_e}{3K_e \lambda_l^5} \sqrt{A_l^{13} \delta_{Ge}}$	$m_P = \sqrt{\frac{1}{2}} \cdot \frac{4\pi\rho K_e^{13} A_l \delta_e}{\lambda_l} (\Delta_e^{-1})$

Planck Charge	$q_p = \frac{A_l}{2K_e^8} (\Delta_T^{-1})$	
Elementary Charge	$e_e = \frac{A_l^4}{2K_e^6} \sqrt{\left(\frac{\pi O_e}{\lambda_l^3 \delta_e}\right)} \cdot (\Delta_T^{-1})$	$e_e = \sqrt{\frac{3\pi A_l \lambda_l}{4K_e^{12} \Delta_e}} \cdot (\Delta_T^{-1})$
Coulomb Constant	$k_e = \frac{16\rho K_e^{19} \lambda_l c^2 \delta_e}{3A_l^2} (\Delta_T^2)$	
Electric Constant - Vacuum Perm.	$\epsilon_0 = \frac{3A_l^2}{64\pi\rho K_e^{19} \lambda_l c^2 \delta_e} (\Delta_T^{-2})$	
Magnetic Constant	$\mu_0 = \frac{64\pi\rho K_e^{19} \lambda_l \delta_e}{3A_l^2} (\Delta_T^2)$	
Bohr Magneton	$\mu_B = \frac{1}{2} \frac{K_e^2 A_l^3 c}{\lambda_l} \sqrt{\frac{\alpha_{Ge}}{2}} \cdot (\Delta_T^{-1})$	$\mu_B = \frac{c}{4K_e^8} \sqrt{\frac{A_l^3 \lambda_l \Delta_e}{3\pi}} \cdot (\Delta_T^{-1})$
Gravitational Constant	$G = \frac{3K_e^5 \lambda_l^{11} c^2 \delta_e}{4\pi^2 \rho A_l^{13} O_e^2 \delta_{Ge}}$	$G = \frac{\lambda_l^3 c^2}{24\pi^2 \rho K_e^{23} A_l^2 \delta_e} (\Delta_e^2)$

Table 1.3 – Fundamental Physical Constants (Derivations)

Some of the fundamental physical constants, when derived by wave equations, appear to be complex and not have any meaning. Yet, when merged with the fine structure constant, they become simpler and they provide clues as to their true significance. This has been documented within each section for the derived constant, when applicable. Lastly, due to the importance of the fine structure constant, a potential theory about this constant is provided in the Appendix as the basis for further exploration.

1.1. Energy Wave Equation Constants

Some of the constants and variables used to model the energy wave equations differ from standard physics and their use and notation needs to be established.

Notation

The energy wave equations include notation to simplify variations of energies and wavelengths at different particle sizes (K) and wavelength counts (n), in addition to differentiating longitudinal and transverse waves.

Notation	Meaning
K_e	e – electron (wave center count)

$\lambda_l \lambda_t$	l – longitudinal wave, t – transverse wave
$\Delta_e \Delta_{Ge} \Delta_T$	e – electron (orbital g-factor), Ge – gravity electron (spin g-factor), T – total (angular momentum g-factor)
F_g, F_m	g - gravitational force, m – magnetic force
$E_{(K)}$	Energy at particle with wave center count (K)

Table 1.1.1 – Energy Wave Equation Notation

Constants and Variables

The following are the wave constants and variables used in the energy wave equations, including a constant for the electron that is commonly used in this paper.

Symbol	Definition	Value (units)
Wave Constants		
A_l	Amplitude (longitudinal)	$3.662796647 \times 10^{-10}$ (m)
λ_l	Wavelength (longitudinal)	$2.817940327 \times 10^{-17}$ (m)
ρ	Density (aether)	$9.422369691 \times 10^{-30}$ (kg/m ³)
c	Wave velocity (speed of light)	299,792,458 (m/s)
Variables		
δ	Amplitude factor	variable - (m ³)
K	Particle wave center count	variable - <i>dimensionless</i>
n	Wavelength count	variable - <i>dimensionless</i>
Q	Particle count in a group	variable - <i>dimensionless</i>
Electron Constants		
K_e	Particle wave center count - electron	10 - <i>dimensionless</i>
Derived Constants*		
O_e	Shell energy multiplier – electron	2.138743820 – <i>dimensionless</i>
Δ_e / δ_e	Orbital g-factor /amp. factor electron	0.993630199 – <i>dimensionless</i> / (m ³)
$\Delta_{Ge} / \delta_{Ge}$	Spin g-factor/amp. gravity electron	0.982746784 – <i>dimensionless</i> / (m ³)
Δ_T	Total angular momentum g-factor	0.976461436 – <i>dimensionless</i>

α_e	Fine structure constant	0.007297353 – <i>dimensionless</i>
α_{Ge}	Gravity coupling constant - electron	2.400531449 x 10 ⁻⁴³ - <i>dimensionless</i>

Table 1.1.2 – Energy Wave Equation Constants and Variables

The derivations for the constants are:

The shell energy multiplier for the electron is a constant for readability, removing the summation from energy and force equations since it is constant for the electron. It is the addition of spherical wave amplitude for each wavelength shell (n). Due to a relationship between the energy of the electron and the fine structure constant, the shell energy multiplier can also be rewritten in terms of wave constants. Both versions are provided.

$$O_e = \sum_{n=1}^{K_e} \frac{n^3 - (n-1)^3}{n^4} \quad \text{or} \quad O_e = \frac{3\lambda_l^4 \delta_e}{A_l^7} (\Delta_e^{-1}) \quad (1.1.1)$$

The three modifiers (Δ) are similar to the g-factors in physics. The value of Δ_{Ge} was adjusted slightly by 0.0000606 to match experimental data. Since Δ_T is derived from Δ_{Ge} it also required an adjustment, although slightly smaller at 0.0000581. This could be a result of the value of one or more input variables (such as the fine structure constant, electron radius or Planck constant) being incorrect at the fifth digit. The fine structure constant (α_e) is used in the derivation in Eq. 1.1.2 as the correction factor is set against a well-known value.

$$\Delta_e = \delta_e = \frac{3\pi\lambda_l K_e^4}{A_l \alpha_e} \quad (1.1.2)$$

$$\Delta_{Ge} = \delta_{Ge} = 2A_l^3 K_e^{28} \quad (1.1.3)$$

$$\Delta_T = \Delta_e \Delta_{Ge} \quad (1.1.4)$$

The electromagnetic coupling constant, better known as the fine structure constant (α), can also be derived. In this paper, it is also used with a sub-notation “e” for the electron (α_e). Since O_e is derived in wave constants, two versions of the fine structure are provided.

$$\alpha_e = \frac{3\pi K_e^4 \lambda_l}{A_l} (\Delta_e^{-1}) \quad \text{or} \quad \alpha_e = \frac{\pi K_e^4 A_l^6 O_e}{\lambda_l^3 \delta_e} \quad (1.1.5)$$

The gravitational coupling constant for the electron can also be derived. α_{Ge} is baselined to the electromagnetic force at the value of one, whereas some uses of this constant baseline it to the strong force with a value of one ($\alpha_G = 1.7 \times 10^{-45}$). The derivation matches known calculations as $\alpha_{Ge} = \alpha_G / \alpha_e = 2.40 \times 10^{-43}$.

$$\alpha_{Ge} = \frac{\lambda_l^3}{6\pi K_e^{20} A_l^3} (\Delta_e) \quad \text{or} \quad \alpha_{Ge} = \frac{K_e^8 \lambda_l^7 \delta_e}{\pi A_l^7 O_e \delta_{Ge}} \quad (1.1.6)$$

1.2. Energy Wave Equation Modifiers and Alternative Versions

In physics, there are three correction factors for particle spin, orbital and total angular momentum known as the g-factors. The modifiers in this paper are very similar to the g-factors because they also appear in these energy wave equations related to orbitals, spin and total angular momentum (the product of orbital and spin momentum). The modifiers appear in the equations in dimensions of meters cubed (m^3) for a spherical wave and also in dimensionless form as a correction factor. The symbols used are δ and Δ respectively for dimension and dimensionless forms, but they have the same values. The g-factor symbol was not used because the values for these modifiers are different than the values for the g-factors – this is due to different wave constants and equations being used. However, the modifiers likely serve the same function and reason that the g-factors appear in physics equations.

In some cases, alternative versions of the fundamental constant derivations are provided as some of the derived constants can be substituted. However, it is noted as an alternative value as sometimes modifiers are introduced into the equation when they were not in the original form. Often, it substitutes the use of one constant for another, so the alternative form may not be simpler but it may yield some clues to the meaning of the constant itself.

2. Fundamental Physical Constants - Derived and Explained

There are dozens of physical constants that are used in calculations in physics today, many of which have a value and solve an equation, yet have no meaning or explanation of its value. While developing the energy wave equations proposed herein, some of these fundamental physical constants could be derived and explained.

The explanation of the equations for energy, wavelength and forces are available in the *Particle Energy and Interaction* and the *Forces* papers, but in this paper, the physical constants will be explained and derived using the four wave constants and constant properties of the electron (where applicable).

2.1. Electron Energy & Mass

Electron Rest Energy

Electron energy and mass were derived from the Longitudinal Energy Equation, responsible for particle energy, in the *Particle Energy and Interaction* paper. Particles are standing, longitudinal waves with amplitudes that decrease with the square of the distance from the particle core. Particles consist of wave centers (K) that reflect incoming waves (in-waves), perhaps like a three-dimensional mirror that reflects and creates spherical out-waves that are responsible for its standing waves. A special particle appears at K=10 (10 wave centers in the core) matching the electron's rest energy and mass.

$$E_e = E_{l(10)} = \frac{4\pi\rho K_e^5 A_l^6 c^2}{3\lambda_l^3} \sum_{n=1}^{K_e} \frac{n^3 - (n-1)^3}{n^4} \quad (2.1.1)$$

Calculated Value: 8.1871E-14

Difference from CODATA: 0.000%

Calculated Units: Joules (kg m²/s²)

Electron Rest Mass

Electron rest mass is the same Longitudinal Energy Equation, without c² in the equation. Mass is simply standing, longitudinal waves of energy.

$$m_e = \frac{4\pi\rho K_e^5 A_l^6}{3\lambda_l^3} \sum_{n=1}^{K_e} \frac{n^3 - (n-1)^3}{n^4} \quad (2.1.2)$$

Calculated Value: 9.1094E-31
Difference from CODATA: 0.000%
Calculated Units: kg

Shell Energy Multiplier

The energy equation appears or is used to derive many of the fundamental physical constants, and since the summation in the equation remains constant for the electron, it is given a special constant (O_e) for readability purposes when the calculation is used for the electron. The short form will be used in subsequent equations and derivations. In other words:

$$E_e = \frac{4\pi\rho K_e^5 A_l^6 c^2}{3\lambda_l^3} \sum_{n=1}^{K_e} \frac{n^3 - (n-1)^3}{n^4} \quad (2.1.3)$$

$$E_e = \frac{4\pi\rho K_e^5 A_l^6 c^2}{3\lambda_l^3} O_e \quad (2.1.4)$$

Alternative Version

An alternative version of both electron energy and mass (Eqs. 2.1.6 and 2.1.7) after substituting for O_e .

$$E_e = \frac{4\pi\rho K_e^5 A_l^6 c^2}{3\lambda_l^3} \left(\frac{3\lambda_l^4 \delta_e}{A_l^7} (\Delta_e^{-1}) \right) \quad (2.1.5)$$

$$E_e = \frac{4\pi\rho K_e^5 \lambda_l c^2 \delta_e}{A_l} (\Delta_e^{-1}) \quad (2.1.6)$$

$$m_e = \frac{4\pi\rho K_e^5 \lambda_l \delta_e}{A_l} (\Delta_e^{-1}) \quad (2.1.7)$$

Energy from Eq. 2.1.6 is rewritten in a different form that will be used later for the derivation of the fine structure constant. When rearranging the equation, electron energy is based on density, wave speed squared, a relationship between wavelength and amplitude and the wave center count for the electron.

$$E_e = (4\pi\rho c^2) \left(\frac{\lambda_l}{A_l}\right) (K_e^5) \left(\frac{\delta_e}{\Delta_e}\right) \quad (2.1.8)$$

2.2. Electron Radius

Particles have a defined radius as eventually its standing waves, which defines its mass and potential energy, converts to traveling waves at this edge (radius). Traveling waves still have an effect on other particles although amplitude decreases with the square of the distance from the core. The electron has 10 wave centers ($K=10$), and these wave centers have an effect on the particle's wavelength and amplitude. Amplitude is constructive, and becomes $K * A_l$ (amplitude); likewise, wavelength becomes $K * \lambda_l$ (wavelength). There are a total of K standing waves in each particle, so for the electron, this is 10 wavelengths, or K wavelengths. Thus, the radius becomes the number of wavelengths K , multiplied by the electron wavelength distance in meters, $K * \lambda_l$. This is $K^2 \lambda_l$.

The electron has been modeled in Section 3.1, along with visuals of the proposed geometry of the particle and a comparison against pictures of the electron.

$$r_e = K_e^2 \lambda_l \quad (2.2.1)$$

Calculated Value: 2.8179E-15
Difference from CODATA: 0.000%
Calculated Units: meters (m)

2.3. Proton Radius

In this wave theory, the proton has a different structure than the currently accepted structure consisting of three quarks. Note that Section 3.2 includes an explanation of the strong force color and an explanation of why quarks are found in proton collisions from particle accelerator experiments. This paper calculates the radius of the proton based on a new proposed structure, which has been modeled in Section 3.2 matching these equations.

The proton radius is based on four electrons in a tetrahedral shape. At a separation distance of one electron wavelength ($K\lambda_l$), it forms a strong bond (gluons) due to constructive wave interference of four electrons. This creates a new amplitude and core, explaining why electrons are not repelled at this distance (they form a new core). The original electrons lose their individual standing waves as they form a new particle. The original radius of $K^2 \lambda_l$ meters is now only one-electron wavelength $K\lambda_l$ meters. $K\lambda_l$ is the electron core radius.

The radius to the circumsphere of a tetrahedral shape is used below in the calculation, with variable (a) as the length of the base (the calculation of radius is the square root of $3/8 \cdot a$). At the base of one edge of the tetrahedron are two electrons. They both have a radius of $K\lambda_e$, or $2 K\lambda_e$ in diameter. Two electrons with this diameter, separated by one electron wavelength is: $2K\lambda_e + 2K\lambda_e + K\lambda_e = 5K\lambda_e$ meters in length for the base of the tetrahedron. Now, the following equations model the radius of the particle with this base (a):

$$a = 5K_e \lambda_e \quad (2.3.1)$$

$$r_p = \sqrt{\frac{3}{8}} \cdot a \quad (2.3.2)$$

$$r_p = \sqrt{\frac{3}{8}} \cdot 5K_e \lambda_e \quad (2.3.3)$$

Calculated Value: 8.6281E-16

Difference from CODATA: 1.411%

Calculated Units: meters (m)

Note: No modifier has been used in the calculation of the proton. Its value differs from the CODATA value of 8.7516E-16, but the radius of the proton is subject to debate. Various experiments have a range of 8.4E-16 to 8.7E-16 m.⁵

2.4. Bohr Radius

The Bohr radius is based on the fine structure constant (α), which is derived later in this paper and thus not required as a separate constant for the energy wave equations. For the purpose of equation readability, its symbol will be used here in this section.

The distance for the first orbital in hydrogen (Bohr radius) along with all the orbital shells of hydrogen were derived and calculated in the *Particle Energy and Interaction* paper. It can be modeled as the distance, in wavelengths, proportional to the square of the fine structure constant.

First, the number of wavelengths (n), are modeled. Using quantum numbers, n=1 is the first orbital, however, given that the distance (number of wavelengths) changes with each atomic configuration, it has been renamed in this paper to n_{orbital} , such as n_{1s} , since the actual number of wavelengths varies by atomic element. The number of wavelengths for the first orbital of hydrogen is calculated as:

$$n_{1S} = K_e \left(\frac{(1)}{\alpha_e} \right)^2 \quad (2.4.1)$$

$n_1=187,779$ wavelengths

This provides the number of wavelengths from the atom's core. However, the Bohr radius is measured in meters. It needs to be multiplied by the electron wavelengths ($K\lambda_e$) to obtain the distance in meters:

$$a_0 = n_{1S} K_e \lambda_e \quad (2.4.2)$$

Calculated Value: 5.2918E-11

Difference from CODATA: 0.000%

Calculated Units: meters (m)

2.5. Electron Compton Wavelength

The electron Compton wavelength is derived from the Transverse Wavelength Equation, also illustrated in the *Particle Energy and Interaction* paper. Because the Compton wavelength is when all of the energy of the electron is transferred from rest mass energy to photon energy, and since there are two photons generated, it occurs at the halfway point of the electron's radius – this is 5 electron wavelengths (Eq. 2.5.1). It has been labeled as n_C , for number of wavelengths to the Compton radius. This is also the anti-phase position where a particle (electron) and its anti-particle (positron) would completely cancel waves due to destructive wave interference.

$$n_C = 5 \quad (2.5.1)$$

$$\lambda_C = \frac{4n_C A_l}{3K_e^3} \quad (2.5.2)$$

Calculated Value: 2.4419E-12

Difference from CODATA: -0.641%

Modifier

As explained in Section 1.2, some of the physical constants require a modifier.

$$\lambda_{C'} = \frac{4n_{C'}A_l}{3K_e^3} (\Delta_e) \quad (2.5.4)$$

Calculated Value: 2.4263E-12
Difference from CODATA: 0.000%
Calculated Units: meters (m)

2.6. Rydberg Constant & Rydberg Unit of Energy

The Rydberg Constant (meters)

The Rydberg constant was derived from the Transverse Wavelength Equation in the *Particle Energy and Interaction* paper. It is used to determine photon wavelengths. During the derivation of the Transverse Wavelength equation, it was noticed that amplitude was related to the fine structure constant, shown in Eq. 2.6.1. Since the fine structure constant can also be derived (it is found in Section 2.18), it can replace the value in Eq. 2.6.1 to solve for the Rydberg constant in terms of wave constants and electron constants.

$$R_\infty = \frac{3K_e^2 \alpha_e^2}{4A_l} \quad (2.6.1)$$

$$R_\infty = \frac{3K_e^2}{4A_l} \left(\frac{\pi K_e^4 A_l^6 O_e}{\lambda_l^3 \delta_e} \right)^2 \quad (2.6.2)$$

$$R_\infty = \frac{3\pi^2 K_e^{10} A_l^{11} O_e^2}{4\lambda_l^6 \delta_e^2} \quad (2.6.3)$$

Calculated Value: 1.0904E+07
Difference from CODATA: 0.637%

Modifier

As explained in Section 1.2, some of the physical constants require a modifier.

$$R_{\infty'} = \frac{3\pi^2 K_e^{10} A_l^{11} O_e^2}{4\lambda_l^6 \delta_e^2} (\Delta_e^{-1}) \quad (2.6.4)$$

Calculated Value: 1.0974E+07

Difference from CODATA: 0.000%

Calculated Units: m⁻¹

Alternative Version

An alternative version after substituting for O_e.

$$R_{\infty'} = \frac{3\pi^2 K_e^{10} A_l^{11} \left(\frac{3\lambda_l^4 \delta_e}{A_l^7} (\Delta_e^{-1}) \right)^2}{4\lambda_l^6 \delta_e^2} (\Delta_e^{-1}) \quad (2.6.5)$$

$$R_{\infty'} = \frac{27\pi^2 K_e^{10} \lambda_l^2}{4A_l^3} (\Delta_e^{-3}) \quad (2.6.6)$$

Relationship to the Fine Structure Constant

The Rydberg constant is the first of the constants detailed in this paper that show a relationship to the fine structure constant. The above was derived from fine structure constant, so this is a reverse of Eqs. 2.6.1 to 2.6.3. However, it is shown again in Eqs. 2.6.4 and 2.6.5 as the ratio between the square of the fine structure constant and the Rydberg constant. It simplifies to what is seen in the Transverse Wavelength Equation from *Particle Energy and Interaction*, which is a ratio of the volume transformation between a spherical particle and a cylindrical photon.

$$\frac{\alpha_e^2}{R_\infty} = \frac{\left(\frac{\pi K_e^4 A_l^6 O_e}{\lambda_l^3 \delta_e} \right)^2}{\frac{3\pi^2 K_e^{10} A_l^{11} O_e^2}{4\lambda_l^6 \delta_e^2}} \quad (2.6.7)$$

$$\frac{\alpha_e^2}{R_\infty} = \frac{4A_l}{3K_e^2} \quad (2.6.8)$$

Rydberg Unit of Energy Constant (Joules)

Similar to above, the Rydberg Unit of Energy constant appears in the Transverse Energy equation. Its value, in relation to all four wave constants and electron constants, is as follows. In the second equation, the fine structure constant is removed and replaced with its derived value from Section 2.18:

$$R_y = \frac{2\pi\delta_e \rho \lambda_l K_e^5 c^2 \alpha_e^2}{A_l} \quad (2.6.6)$$

$$R_y = \frac{2\pi\delta_e \rho \lambda_l K_e^5 c^2 \left(\frac{\pi K_e^4 A_l^6 O_e}{\lambda_l^3 \delta_e} \right)^2}{A_l} \quad (2.6.7)$$

$$R_y = \frac{2\pi^3 \rho K_e^{13} A_l^{11} c^2 O_e^2}{\lambda_l^5 \delta_e} \quad (2.6.8)$$

Calculated Value: 2.1660E-18

Difference from CODATA: 0.637%

Modifier

Like the Rydberg Constant for wavelength, it requires the inverse of the modifier.

$$R_{y'} = \frac{2\pi^3 \rho K_e^{13} A_l^{11} c^2 O_e^2}{\lambda_l^5 \delta_e} (\Delta_e^{-1}) \quad (2.6.9)$$

Calculated Value: 2.1799E-18

Difference from CODATA: 0.000%

Calculated Units: Joules (kg m²/s²)

Relationship to the Fine Structure Constant

Similar to the Rydberg constant, this ratio also documents the relationship between the Rydberg unit of energy and the square of the fine structure constant, leading to the basis of the Transverse Energy Equation.

$$\frac{R_y}{\alpha_e^2} = \frac{\frac{2\pi^3 \rho K_e^{13} A_l^{11} c^2 O_e^2}{\lambda_l^5 \delta_e}}{\left(\frac{\pi K_e^4 A_l^6 O_e^6}{\lambda_l^3 \delta_e} \right)^2} \quad (2.6.10)$$

$$\frac{R_y}{\alpha_e^2} = \frac{2\pi \rho K_e^5 \lambda_l c^2 \delta_e}{A_l} \quad (2.6.11)$$

2.7. Planck Constant

Planck constant is another fundamental physical constant that was derived with the Transverse Energy Equation in the *Particle Energy and Interaction* paper. The Planck constant appears as a combination of wave constant values when solving for energy when transverse wavelength (or frequency) is variable. This is shown in Eq. 2.7.1 below. The value on the right is the only variable, which is the inverse of transverse wavelength, based on the value of K (10 for an electron) and n (its current shell).

It's responsible for the famous equation E=hf, so a comparison has been shown in Eq. 2.7.2 to illustrate the constants and variables in this equation. Frequency (f) is the wave speed c divided by the variable wavelength (Eq.

2.7.3). Thus, the constants that remain, including one value of c , not two, becomes the constants seen in the Planck Constant (Eq. 2.7.4).

$$E_t = \frac{8}{3} \pi \rho K^3 \lambda_l c^2 \delta_e \frac{1}{\lambda_t} \quad (2.7.1)$$

$$E = hf \quad (2.7.2)$$

$$f = \frac{c}{\lambda_t} \quad (2.7.3)$$

$$h = \frac{8}{3} \pi \rho K^3 \lambda_l c \delta_e \quad (2.7.4)$$

Calculated Value: 6.6261E-34
Difference from CODATA: 0.000%
Calculated Units: kg m² / s

2.8. Planck Length

Planck length comes from a known relation of the square of the reduced Planck constant to the gravitational constant (G) and the cube of the speed of light. Planck length can be derived correctly in value and units.

In Eq. 2.8.2, the values of h and G are replaced by values found in this paper in Sections 2.7 and 2.17 respectively. Then, Eq. 2.8.3 is the simplified version once these values are inserted. Units are in meters.

$$l_P = \sqrt{\frac{hG}{2\pi c^3}} \quad (2.8.1)$$

$$l_P = \sqrt{\frac{\left(\frac{8}{3}\pi\rho K_e^3\lambda_l c\delta_e\right) \left(\frac{3K_e^5\lambda_l^{11}c^2\delta_e}{4\pi^2\rho A_l^{13}O_e^2\delta_{Ge}}\right)}{2\pi c^3}} \quad (2.8.2)$$

$$l_P = \frac{K_e^4\lambda_l^6\delta_e}{\pi O_e} \frac{1}{\sqrt{A_l^{13}\delta_{Ge}}} \quad (2.8.3)$$

Calculated Value: 1.6162E-35
Difference from CODATA: 0.000%
Calculated Units: m

Alternative Version

An alternative version after substituting for δ_{Ge} and O_e .

$$l_P = \frac{K_e^4\lambda_l^6\delta_e}{\pi \left(\frac{3\lambda_l^4\delta_e}{A_l^7} (\Delta_e^{-1})\right)} \frac{1}{\sqrt{A_l^{13} ((2A_l^3 K_e^{28}))}} \quad (2.8.4)$$

$$l_P = \sqrt{\frac{1}{2}} \cdot \frac{\lambda_l^2}{3\pi K_e^{10} A_l} (\Delta_e) \quad (2.8.5)$$

Relationship to the Fine Structure Constant

Planck length has a relation to the fine structure constant as the equation becomes slightly simpler when comparing Eq. 2.8.5 to Eq. 2.8.7. It is a relation between wavelength and amplitude.

$$l_P \alpha_e = \sqrt{\frac{1}{2}} \cdot \frac{\lambda_l^2}{3\pi K_e^{10} A_l} (\Delta_e) \frac{3\pi K_e^4 \lambda_l}{A_l} \Delta_e^{-1} \quad (2.8.6)$$

$$l_P \alpha_e = \sqrt{\frac{1}{2}} \cdot \frac{\lambda_l^3}{K_e^6 A_l^2} \quad (2.8.7)$$

2.9. Planck Mass

Planck mass is thought to be the maximum possible mass capable of holding a single elementary charge.⁶ It shows up in equations for black holes, with the potential to spontaneously create a black hole. As a mass, its units are measured in kg, which is consistent with the derivation shown below.

While working on gravity, it was realized that Planck mass was related to the fine structure constant (α_e) and the gravity of electron coupling constant (α_{Ge}). This was found in Eq. 2.9.1.

$$m_P = \frac{m_e}{\sqrt{\alpha_{Ge} \alpha_e}} \quad (2.9.1)$$

In Eq. 2.9.2, the derivations for electron mass (m_e) and gravity of electron coupling constant (α_{Ge}) are replaced. The derivation for the gravity of electron coupling constant is found later in Section 2.17. The fine structure constant does not need to be replaced as the gravity of electron coupling constant cancels it in Eq. 2.9.2. Finally, the equation is simplified to become the derivation for Planck mass in Eq. 2.9.3.

$$m_P = \frac{\frac{4\pi\rho K_e^5 A_l^6}{3\lambda_l^3} O_e}{\sqrt{\frac{K_e^{12} \lambda_l^4}{A_l \delta_{Ge} \alpha_e} \alpha_e}} \quad (2.9.2)$$

$$m_P = \frac{4\pi\rho O_e}{3K_e\lambda_l^5} \sqrt{A_l^{13} \delta_{Ge}} \quad (2.9.3)$$

Calculated Value: 2.1765E-08
Difference from CODATA: 0.000%
Calculated Units: kg

Alternative Version

An alternative version after substituting for δ_{Ge} and O_e .

$$m_P = \frac{4\pi\rho \left(\frac{3\lambda_l^4 \delta_e}{A_l^7} (\Delta_e^{-1}) \right)}{3K_e\lambda_l^5} \sqrt{A_l^{13} (2A_l^3 K_e^{28})} \quad (2.9.4)$$

$$m_P = \sqrt{2} \cdot \frac{4\pi\rho K_e^{13} A_l \delta_e}{\lambda_l} (\Delta_e^{-1}) \quad (2.9.5)$$

Relationship to the Electron Mass

Planck mass has an interesting relationship with electron mass, found in Eq. 2.1.7.

$$\frac{m_P}{m_e} = \frac{\sqrt{2} \cdot \frac{4\pi\rho K_e^{13} A_l \delta_e}{\lambda_l} (\Delta_e^{-1})}{\frac{4\pi\rho K_e^5 \lambda_l \delta_e}{A_l} (\Delta_e^{-1})} \quad (2.9.6)$$

$$\frac{m_P}{m_e} = \sqrt{2} \cdot \frac{K_e^8 A_l^2}{\lambda_l^2} \quad (2.9.7)$$

2.10. Planck Time

The derivation of Planck time came from the current physics explanation as the square root of the reduced Planck constant and gravitational constant G over c^5 . However, why is c^5 in the equation for the current explanation of Planck time? The square root would not produce units of seconds, so it must be hidden in h or G , thus these constants are not fundamental. Although no new explanation of Planck Time is given here, it will be assumed that it is the smallest unit of time.

Eq. 2.10.2 expands Eq. 2.10.1 based on values of h and G derived here in this paper.

$$t_P = \sqrt{\frac{hG}{2\pi c^5}} \quad (2.10.1)$$

$$t_P = \sqrt{\left(\frac{8}{3}\pi\rho K_e^3\lambda_l c\delta_e\right) \left(\frac{3K_e^5\lambda_l^{11}c^2\delta_e}{4\pi^2\rho A_l^{13}O_e^2\delta_{Ge}}\right) \left(\frac{1}{2\pi}\right) \left(\frac{1}{c^5}\right)} \quad (2.10.2)$$

The equation can now be simplified to wave constants and known properties of the electron.

$$t_P = \sqrt{\frac{K_e^8\lambda_l^{12}\delta_e^2}{\pi^2 A_l^{13}c^2 O_e^2\delta_{Ge}}} \quad (2.10.3)$$

$$t_P = \frac{K_e^4\lambda_l^6\delta_e}{\pi c O_e} \sqrt{\frac{1}{A_l^{13}\delta_{Ge}}} \quad (2.10.4)$$

Calculated Value: 5.3912E-44

Difference from CODATA: 0.000%

Calculated Units: s (time in seconds)

Alternative Version

An alternative version after substituting for δ_{Ge} and O_e .

$$t_P = \frac{K_e^4 \lambda_l^6 \delta_e}{\pi c \left(\frac{3 \lambda_l^4 \delta_e}{A_l^7} (\Delta_e^{-1}) \right)} \sqrt{\frac{1}{A_l^{13} (2 A_l^3 K_e^{28})}} \quad (2.10.5)$$

$$t_P = \sqrt{\frac{1}{2}} \cdot \frac{\lambda_l^2}{3 \pi K_e^{10} A_l c} (\Delta_e) \quad (2.10.6)$$

Relationship to the Fine Structure Constant

Planck time is another constant that has a relationship with the fine structure constant as it becomes slightly simpler when comparing Eq. 2.10.6 to Eq. 2.10.8.

$$t_P \alpha_e = \sqrt{\frac{1}{2}} \cdot \frac{\lambda_l^2}{3 \pi K_e^{10} A_l c} (\Delta_e) \frac{3 \pi K_e^4 \lambda_l}{A_l} (\Delta_e^{-1}) \quad (2.10.7)$$

$$t_P \alpha_e = \sqrt{\frac{1}{2}} \cdot \frac{\lambda_l^3}{K_e^6 A_l^2 c} \quad (2.10.8)$$

2.11. Planck Charge

It is known in physics that Planck charge is related to the elementary charge and the fine structure constant. In wave theory, it is simply based on wave amplitude. Charge is therefore amplitude. As particles interact with each other, they constructively or destructively combine waves that affect amplitude. Since charge is based on wave amplitude in meters, Coulombs becomes a unit that is measured in meters and not a separate SI unit.

$$q_P = \frac{A_l}{2 K_e^8} \quad (2.11.1)$$

Calculated Value: 1.8314E-18
 Difference from CODATA: 2.354%

Modifier

As explained in Section 1.2, some of the physical constants require a modifier.

$$q_{P'} = \frac{A_l}{2K_e^8} (\Delta_T^{-1}) \quad (2.11.2)$$

Calculated Value: 1.8755E-18
Difference from CODATA: 0.000%
Calculated Units: m

Note: Units are in meters, not Coulombs (C), as wave theory measures charge based on amplitude, which is in meters.

2.12. Elementary Charge

The elementary charge was derived from known physics equations relating it to the Planck charge and the square root of the fine structure constant. Both of these constants can be replaced with wave constants from values derived in this paper. Note that the elementary charge (e) has been given a sub-notation “e”, i.e. e_e . Similar to Planck charge, amplitude is responsible for charge and measured in meters.

$$e_e = q_P \sqrt{\alpha_e} \quad (2.12.1)$$

$$e_e = \frac{A_l}{2K_e^8} \sqrt{\alpha_e} \quad (2.12.2)$$

Expand the fine structure constant and solve.

$$e_e = \frac{A_l}{2K_e^8} \sqrt{\left(\frac{\pi K_e^4 A_l^6 O_e}{\lambda_l^3 \delta_e} \right)} \quad (2.12.3)$$

$$e_e = \frac{A_l^4}{2K_e^6} \sqrt{\left(\frac{\pi O_e}{\lambda_l^3 \delta_e} \right)} \quad (2.12.4)$$

Calculated Value: 1.5645E-19

Difference from CODATA: 2.354%

Modifier

As explained in Section 1.2, some of the physical constants require a modifier.

$$e_{e'} = \frac{A_l^4}{2K_e^6} \sqrt{\left(\frac{\pi O_e}{\lambda_l^3 \delta_e} \right)} \cdot (\Delta_T^{-1}) \quad (2.12.5)$$

Calculated Value: 1.6022E-19

Difference from CODATA: 0.000%

Calculated Units: m

Note: Units are in meters, not Coulombs (C), as wave theory measures charge based on amplitude, which is in meters.

Alternative Version

An alternative version after substituting for δ_{Ge} and O_e .

$$e_{e'} = \frac{A_l^4}{2K_e^6} \sqrt{\left(\frac{\pi \left(\frac{3\lambda_l^4 \delta_e (\Delta_e^{-1})}{A_l^7} \right)}{\lambda_l^3 \delta_e} \right)} \cdot (\Delta_T^{-1}) \quad (2.12.6)$$

$$e_{e'} = \sqrt{\frac{3\pi A_l \lambda_l}{4K_e^{12} \Delta_e}} \cdot (\Delta_T^{-1}) \quad (2.12.7)$$

Relationship to the Fine Structure Constant

Eq. 2.12.9 shows the ratio of the elementary charge to the square of the fine structure constant, becoming the amplitude known as Planck charge. This is the reverse of the derivation in Eqs. 2.12.1 – 2.12.4, but is shown for completeness as another fundamental physical constant that is related to and simplified by the fine structure constant.

$$\frac{e_e}{\sqrt{\alpha_e}} = \frac{\sqrt{\frac{3\pi A_l \lambda_l}{4K_e^{12} \Delta_e}}}{\sqrt{\frac{3\pi K_e^4 \lambda_l}{A_l} \Delta_e^{-1}}} \quad (2.12.8)$$

$$\frac{e_e}{\sqrt{\alpha_e}} = \frac{A_l}{2K_e^8} \quad (2.12.9)$$

2.13. Coulomb Constant

The Coulomb constant (k) is derived from the Force Equation (also shown in the *Forces* paper). It is the combination of wave constants in the equation as only amplitude and distance are variables in the Force Equation for electromagnetism, thus it is shown as one constant in current physics equations. In reality, it is a combination of wave constants. The variable that affects force is amplitude (because wave centers move to minimize amplitude), and since longitudinal amplitude decreases with the square of distance, it is also seen in the equation.

The Force Equation is shown in Eq. 2.13.1. It is essentially the Longitudinal Energy Equation (particle energy) multiplied by the distance to the particle's radius where standing waves convert to traveling waves (at $K^2 \lambda_e$). In short, it is the energy that is required to move the wave centers at the core of the particle to the particle's edge (radius), where it would transition from potential energy to kinetic energy. The distance, r^2 , appears because of the effect of the amplitude from the second object exerting the force on the first object. This is explained in great detail in the *Forces* paper.

Eq. 2.13.2 simplifies the original Force Equation and separates amplitude and distance, as these are variables. It was shown in the *Forces* paper to match experimental data in electromagnetism using wave constants (without the Coulomb constant).

$$F = \frac{4\pi\rho K_e^5 A_l^6 c^2 O_e}{3(\lambda_l^3)} \left(\frac{K_e^2 \lambda_l}{r^2} \right) \quad (2.13.1)$$

$$F = \frac{4\pi\rho K_e^7 c^2 O_e}{3\lambda_l^2} (A_l^6) \left(\frac{1}{r^2} \right) \quad (2.13.2)$$

In current physics, the electromagnetic forces are calculated using the Coulomb constant as follows in Eq. 2.13.3. For the purpose of deriving the Coulomb constant, two electrons of a single charge (e) will be used. Thus, the simplified equation in Eq. 2.13.4.

$$F = k_e (q_1 q_2) \left(\frac{1}{r^2} \right) \quad (2.13.3)$$

$$F = k_e (e_e^2) \left(\frac{1}{r^2} \right) \quad (2.13.4)$$

Eqs. 2.13.4 and 2.13.2 are set equal to each other since the force calculations were proven to be equal in the *Forces* paper. Distance (r) will drop from the equation so that Coulomb constant (k) can be solved in Eq. 2.13.6.

$$k_e (e_e^2) \left(\frac{1}{r^2} \right) = \frac{4\pi\rho K_e^7 c^2 O_e}{3\lambda_l^2} (A_l^6) \left(\frac{1}{r^2} \right) \quad (2.13.5)$$

$$k_e = \frac{4\pi\rho K_e^7 c^2 O_e A_l^6}{3\lambda_l^2 e_e^2} \quad (2.13.6)$$

Next, the elementary charge derived earlier can be replaced in Eq. 2.13.6 to solve for the Coulomb constant.

$$k_e = \frac{4\pi\rho K_e^7 c^2 O_e}{3\lambda_l^2} \frac{A_l^6}{\left(\frac{A_l^4}{2K_e^6} \sqrt{\left(\frac{\pi O_e}{\lambda_l^3 \delta_e}\right)}\right)^2} \quad (2.13.7)$$

$$k_e = \frac{16\rho K_e^{19} \lambda_l c^2 \delta_e}{3A_l^2} \quad (2.13.8)$$

Calculated Value: 9.4261E+9
 Difference from CODATA: -4.879%

Modifier

As explained in Section 1.2, some of the physical constants require a modifier.

$$k_{e'} = \frac{16\rho K_e^{19} \lambda_l c^2 \delta_e}{3A_l^2} (\Delta_T^2) \quad (2.13.9)$$

Calculated Value: 8.9876E+9
Difference from CODATA: 0.000%
Calculated Units: kg m / s²

Note: The above units are based in kg * m/s². By comparison the Coulomb constant (k) is measured in N * m²/C². However, in wave theory, C (Coulombs) are measured in m (meters) as charge is based on amplitude. N (Newtons) can be expressed in kg * m/s², so when N is expanded and C is represented by meters, it resolves to the correct units expected for the Coulomb constant. The derivation of units from the current Coulomb constant to the wave theory version is as follows:

$$\frac{Nm^2}{C^2} = \frac{kg(m)}{s^2} \frac{m^2}{m^2} = \frac{kg(m)}{s^2} \quad (2.13.10)$$

2.14. Electric Constant (Vacuum Permittivity)

The electric constant is the inverse of $4\pi k$ (Coulomb constant). Thus, this value is derived based on the Coulomb constant found in Section 2.13.

$$\epsilon = \frac{1}{4\pi k_e} \quad (2.14.1)$$

$$\epsilon_0 = \frac{1}{4\pi \left(\frac{16\rho K_e^{19} \lambda_l c^2 \delta_e}{3A_l^2} \right)} \quad (2.14.2)$$

$$\epsilon_0 = \frac{3A_l^2}{64\pi\rho K_e^{19} \lambda_l c^2 \delta_e} \quad (2.14.3)$$

Calculated Value: 8.4423E-12

Difference from CODATA: 4.652%

Modifier

As explained in Section 1.2, some of the physical constants require a modifier.

$$\epsilon_0 = \frac{3A_l^2}{64\pi\rho K_e^{19} \lambda_l c^2 \delta_e} (\Delta_T^{-2}) \quad (2.14.4)$$

Calculated Value: 8.8542E-12

Difference from CODATA: 0.000%

Calculated Units: s² / kg m

Note: See Section 2.13 for an explanation of the Coulomb constant units. When C (Coulombs) is adjusted to be m (meters), the units align as expected.

2.15. Magnetic Constant (Vacuum Permeability)

The magnetic constant is related to the inverse of the electric constant multiplied by c^2 . Thus, it is derived based on the value found in Section 2.14.

$$\mu = \frac{1}{\epsilon_0 c^2} \quad (2.15.1)$$

$$\mu_0 = \frac{1}{\left(\frac{3A_l^2}{64\pi\rho K_e^{19}\lambda_l c^2 \delta_e} \right) c^2} \quad (2.15.2)$$

$$\mu_0 = \frac{64\pi\rho K_e^{19}\lambda_l \delta_e}{3A_l^2} \quad (2.15.3)$$

Calculated Value: 1.3180E-6

Difference from CODATA: -4.879%

Modifier

As explained in Section 1.2, some of the physical constants require a modifier.

$$\mu_{0'} = \frac{64\pi\rho K_e^{19}\lambda_l \delta_e}{3A_l^2} (\Delta_T^2) \quad (2.15.4)$$

Calculated Value: 1.2566E-6

Difference from CODATA: 0.000%

Calculated Units: kg / m

Note: The units are measured in kg / m compared with H / m for the Magnetic Constant, where H is Henries. There isn't an equivalent for Henries in wave theory so it is assumed it is equivalent to kg to match the units.

2.16. Bohr Magnetron

The Bohr Magnetron is based on a change in longitudinal frequency and amplitude for magnetism. It is the geometric mean of in-wave and out-wave frequency and amplitude when the gravitational coupling constant is applied. Eq. 2.16.3 is the simplified version of Eq. 2.16.2 when in-wave and out-wave amplitudes are assumed to be equal.

$$\mu = \frac{1}{2} \sqrt{f_{in} A_{in} f_{out} A_{out}} \quad (2.16.1)$$

$$\mu_B = \frac{1}{2} \sqrt{\left(\frac{c}{K_e \lambda_l}\right)_{in} (K_e A_l)_{in}^3 \left(\frac{c}{K_e \lambda_l}\right)_{out} (K_e A_l)_{out}^3 \frac{\alpha_{Ge}}{2}} \quad (2.16.2)$$

$$\mu_B = \frac{1}{2} \frac{K_e^2 A_l^3 c}{\lambda_l} \sqrt{\frac{\alpha_{Ge}}{2}} \quad (2.16.3)$$

Calculated Value: 9.0557E-24

Difference from CODATA: 2.354%

Modifier

As explained in Section 1.2, some of the physical constants require a modifier.

$$\mu_B = \frac{1}{2} \frac{K_e^2 A_l^3 c}{\lambda_l} \sqrt{\frac{\alpha_{Ge}}{2}} \cdot (\Delta_T^{-1}) \quad (2.16.4)$$

Calculated Value: 9.2740E-24

Difference from CODATA: 0.000%

Calculated Units: m³ / s

Note: The above units are based in m³/s. By comparison the Bohr Magnetron is measured in J/T (Joules per Tesla). Joules are measured in kg * m²/s². A Tesla is measured in kg / (C * s). Again, C is measured in meters in wave theory as charge is based on amplitude. When this is replaced, expected units align. The derivation of units from the current Bohr Magnetron to the wave theory version is as follows:

$$\frac{J}{T} = \frac{\frac{kg \frac{m^2}{s^2}}{Cs}}{\frac{kg}{(m) s}} = \frac{kg \frac{m^2}{s^2}}{kg} = \frac{m^3}{s} \quad (2.16.5)$$

Alternative Version

An alternative version after substituting for α_{Ge} .

$$\mu_{B'} = \frac{1}{2} \frac{K_e^2 A_l^3 c}{\lambda_l} \sqrt{\frac{\lambda_l^3}{6\pi K_e^{20} A_l^3} \Delta_e} \cdot (\Delta_T^{-1}) \quad (2.16.6)$$

$$\mu_{B'} = \frac{1}{2} \sqrt{\frac{A_l^3 \lambda_l c^2 \Delta_e}{12 K_e^{16} \pi}} \cdot (\Delta_T^{-1}) \quad (2.16.7)$$

Relationship to the Fine Structure Constant

The Bohr Magneton is simplified when multiplied by the square root of the fine structure constant. In Eq. 2.16.9, it is a relationship between an amplitude, a wavelength and the speed of the wave.

$$\mu_{B'} \sqrt{\alpha_e} = \frac{c}{4K_e^8} \sqrt{\frac{A_l^3 \lambda_l \Delta_e}{3\pi}} \cdot (\Delta_T^{-1}) \sqrt{\left(\frac{3\pi K_e^4 \lambda_l}{A_l} \Delta_e^{-1} \right)} \quad (2.16.8)$$

$$\mu_{B'} \sqrt{\alpha_e} = \frac{A_l \lambda_l c}{4K_e^6} (\Delta_T^{-1}) \quad (2.16.9)$$

Relationship to the Elementary Charge

The Bohr Magneton is also related to the elementary charge as it is greatly simplified when divided by the elementary charge. The elementary charge is found in Eq. 2.2.5.

$$\frac{\mu_{B'}}{e_{e'}} = \frac{1}{2} \sqrt{\frac{A_l^3 \lambda_l c^2 \Delta_e}{12 K_e^{16} \pi}} \cdot (\Delta_T^{-1}) \frac{1}{\sqrt{\frac{3 \pi A_l \lambda_l}{4 K_e^{12} \Delta_e}} \cdot (\Delta_T^{-1})} \quad (2.16.10)$$

$$\frac{\mu_{B'}}{e_{e'}} = \frac{A_l c}{6 \pi K_e^2} (\Delta_e) \quad (2.16.11)$$

2.17. Gravitational Constant

The gravitational constant comes from the Force Equation (refer to the *Forces* paper) with a gravitational coupling (α_{Ge}) that is a reduction of amplitude for each particle slightly losing energy when in-waves transition to out-waves. The sub notation for the gravitational coupling is Ge - “G” for gravity and “e” for the electron.

$$F = \frac{4 \pi \rho K_e^7 c^2 A_l^6 O_e Q_1 Q_2}{3 \lambda_l^2 r^2} (\alpha_{Ge}) \quad (2.17.1)$$

The gravitational coupling was chosen to represent the equation to be consistent with previous experiments that demonstrate the strength of electromagnetism versus gravity for two electrons. The value for the gravitational coupling found in Eq. 2.17.2 is consistent with experiments, as it shows that gravity is 2.3 E-43 weaker than electromagnetism for two electrons. However, the equation also could have been modeled as an amplitude factor, as coupling and amplitude factor are related for gravity in Eq. 2.17.2. Gravity is a reduction in amplitude, which affects wave centers that will move to minimize amplitude, thus attracting particles together. Gravitational coupling for the electron is as follows:

$$\alpha_{Ge} = \frac{K_e^{12} \lambda_l^4}{A_l \delta_{Ge} \alpha_e} \quad (2.17.2)$$

Gravitational Coupling: 2.4005E-43

Next, the gravitational coupling constant in Eq. 2.17.2 can be added back into the Force Equation in Eq. 2.17.1. The variables Q_1 , Q_2 and r have been isolated for convenience as they are variable. Eq. 2.17.4 is a simplified version of Eq. 2.17.3.

$$F = \frac{4\pi\rho K_e^7 c^2 A_l^6 O_e}{3\lambda_l^2} \left(\frac{Q_1 Q_2}{r^2} \right) \left(\frac{K_e^{12} \lambda_l^4}{A_l \delta_{Ge} \alpha_e} \right) \quad (2.17.3)$$

$$F = \frac{4\pi\rho K_e^{19} A_l^5 c^2 \lambda_l^2 O_e}{3\delta_{Ge} \alpha_e} \left(\frac{Q_1 Q_2}{r^2} \right) \quad (2.17.4)$$

Eq. 2.17.4 is the force equation for gravity. To solve for the gravitational constant (G), the equation can be set equal to Newton's version of the gravity equation, where $F=G*mm/r^2$. In this case, the mass of two electrons will be used to set the two equations equal, or m_e^2 .

$$F = \frac{4\pi\rho K_e^{19} A_l^5 c^2 \lambda_l^2 O_e}{3\delta_{Ge} \alpha_e} \left(\frac{Q_1 Q_2}{r^2} \right) = \frac{G (m_e)^2}{r^2} \quad (2.17.5)$$

On the left side of the equation (the energy wave equation force for gravity), Q_1 and Q_2 are set to one, since it is based on two electrons (one for Q_1 ; one for Q_2). This equals the force of Newton's gravitational formula for the mass of two electrons. Since the mass of the electron was solved in Section 2.1, it can be replaced in the equation. Also, the fine structure constant can be replaced with a value found in Section 2.18.

$$F = \frac{4\pi\rho K_e^{19} A_l^5 c^2 \lambda_l^2 O_e}{3\delta_{Ge} \left(\frac{\pi K_e^4 A_l^6 O_e}{\lambda_l^3 \delta_e} \right)} \left(\frac{(1) (1)}{r^2} \right) = \frac{G \left(\frac{4\pi\rho K_e^5 A_l^6}{3\lambda_l^3} O_e \right)^2}{r^2} \quad (2.17.6)$$

Now, the gravitational constant (G) can be isolated as shown in Eq. 2.17.7, and finally simplified in Eq. 2.17.8. Note that the value and units of G match the existing CODATA value.

$$G = \frac{4\pi\rho K_e^{19} A_l^5 c^2 \lambda_l^2 O_e}{3\delta_{Ge} \left(\frac{\pi K_e^4 A_l^6 O_e}{\lambda_l^3 \delta_e} \right)} \left(\frac{(1)(1)}{r^2} \right) \frac{(r^2)}{\left(\frac{4\pi\rho K_e^5 A_l^6}{3\lambda_l^3} O_e \right)^2} \quad (2.17.7)$$

$$G = \frac{3K_e^5 \lambda_l^{11} c^2 \delta_e}{4\pi^2 \rho A_l^{13} O_e^2 \delta_{Ge}} \quad (2.17.8)$$

Calculated Value: 6.6741E-11

Difference from CODATA: 0.000%

Calculated Units: m³ / s² kg

Alternative Version

An alternative version after substituting for δ_{Ge} and O_e . The derivation appears simpler but the modifier is now introduced into the equation whereas Eq. 2.17.8 did not have the modifier.

$$G = \frac{3K_e^5 \lambda_l^{11} c^2 \delta_e}{4\pi^2 \rho A_l^{13} \left(\frac{3\lambda_l^4 \delta_e}{A_l^7} (\Delta_e^{-1}) \right)^2 (2A_l^3 K_e^{28})} \quad (2.17.9)$$

$$G = \frac{\lambda_l^3 c^2}{24\pi^2 \rho K_e^{23} A_l^2 \delta_e} (\Delta_e^2) \quad (2.17.10)$$

Relationship to the Fine Structure Constant and Planck Constant

The Gravitational Constant is simplified when showing the relationship to the fine structure constant and Planck constant. Planck constant (h) is found in Eq. 2.7.4.

$$Gh\alpha_e^2 = \frac{\lambda_l^3 c^2}{24\pi^2 \rho K_e^{23} A_l^2 \delta_e} (\Delta_e^2) \left(\frac{8}{3} \pi \rho K_e^3 \lambda_l c \delta_e \right) \left(\frac{3\pi K_e^4 \lambda_l}{A_l} \Delta_e^{-1} \right)^2 \quad (2.17.11)$$

$$Gh\alpha_e^2 = \frac{\pi \lambda_l^6 c^3}{K_e^{12} A_l^4} \quad (2.17.12)$$

2.18. Fine Structure Constant

The fine structure constant appears in many physics equations and is an essential part of many calculations. In wave theory, the fine structure constant is based on resonance when comparing the rest energy of the electron (E_e) to resonance energy ($E_{resonance}$). E_e uses the rewritten form found in Eq. 2.1.8 so that it can be easily compared to $E_{resonance}$. $E_{resonance}$ is believed to be the maximum energy in the given volume (Eq. 2.18.3). The value 4/3 appears in the equation – it is possible this is the volume change between a spherical particle and a cylindrical photon – when dividing a ratio of a cylinder with equal radius and height, the difference is 4/3.

$$\alpha_e = \frac{E_e}{E_{resonance}} \quad (2.18.1)$$

$$E_e = (4\pi \rho c^2) \left(\frac{\lambda_l}{A_l} \right) (K_e^5) \left(\frac{\delta_e}{\Delta_e} \right) \quad (2.18.2)$$

$$E_{resonance} = \left(\frac{4}{3} \rho c^2 \right) (K_e) (\delta_e) \quad (2.18.3)$$

When substituting Eqs. 2.18.2 and 2.18.3 into Eq. 2.18.1, and then simplifying, the fine structure constant is found in Eq. 2.18.5.

$$\alpha_e = \frac{(4\pi\rho c^2) \left(\frac{\lambda_l}{A_l}\right) (K_e^5) \left(\frac{\delta_e}{\Delta_e}\right)}{\left(\frac{4}{3}\rho c^2\right) (K_e) (\delta_e)} \quad (2.18.4)$$

$$\alpha_e = \frac{3\pi K_e^4 \lambda_l}{A_l} \Delta_e^{-1} \quad (2.18.5)$$

Calculated Value: 7.2974E-3

Difference from CODATA: 0.000%

Calculated Units: None (*dimensionless*)

Alternative Version

An alternative version of the fine structure constant was derived from a known calculation from fundamental physical constants. This further validates the derivations of fundamental physical constants in terms of wave constants. The derivation is different than Eq. 2.18.5, but the value is exactly the same.

$$\alpha = \frac{e^2 2\pi}{4\pi\epsilon h c} \quad (2.18.6)$$

After substituting for the elementary charge, the electric constant and Planck constant (derivations are found in the sections above) an alternative form of the fine structure constant is found.

$$\alpha_e = \frac{2\pi}{4\pi} \left(\frac{A_l^4}{2K_e^6 \sqrt{\left(\frac{\pi O_e}{\lambda_l^3 \delta_e}\right)}} \right)^2 \frac{64\pi\rho K_e^{19} \lambda_l c^2 \delta_e}{3A_l^2} \frac{3}{8\pi\delta_e \rho \lambda_l K_e^3 c^3} \quad (2.18.7)$$

$$\alpha_e = \frac{\pi K_e^4 A_l^6 O_e}{\lambda_l^3 \delta_e} \quad (2.18.8)$$

3. Proposed Geometry

The equations for the classical radius of the electron and the proton radius yield some clues to the structure of each of these particles. In the case of the proton, it started with a proposed model very different from today's understanding of a composite particle of three quarks. Proposed geometric structures of each of these particles are described below to match the equations found in Section 2.

3.1. Electron

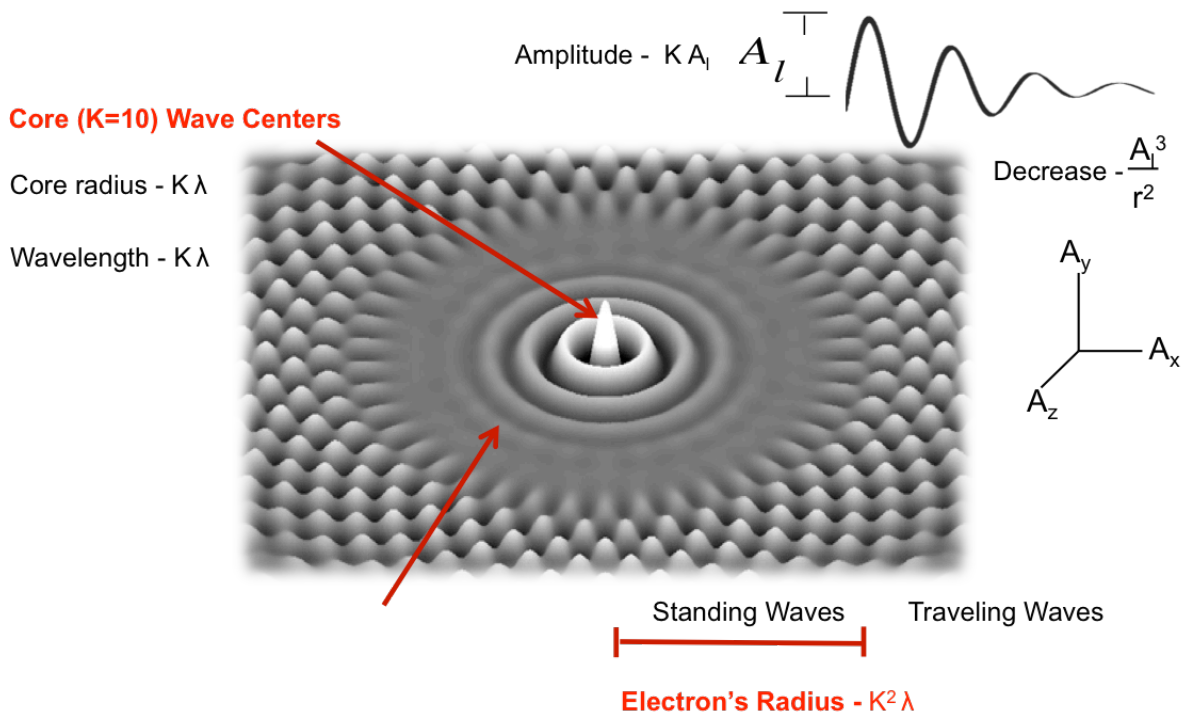
The electron is comprised of standing waves of energy. Traveling waves, throughout the universe, consist of energy with a given amplitude and wavelength. Particles, such as the electron, have wave centers that reflect these waves. Wave centers may combine, similar to how protons and neutrons form to merge an atomic nucleus. The geometric arrangements where wave centers minimize amplitude, i.e. the node of a wave, in combination leads to stable particles like the electron.

The electron's wave centers reflect in-waves of energy, and the reflected out-waves combine with the in-waves to create standing waves. These standing waves cannot maintain their standing form for infinity, so they eventually convert to become traveling waves. Standing waves of energy are potential energy, or the mass of the particle. Mass is based on the number of standing waves and the amplitude of the wave, and the particle is defined by its radius where standing waves become traveling waves.

According to the energy wave equations the electron has a total of 10 wave centers. It is not the fundamental particle and is therefore a composite particle of 10 individual wave centers. In the *Particle Energy and Interaction* paper, it was shown that a particle with one wave center is nearly the measured mass of the neutrino, which is a more suitable candidate for being the fundamental particle given its size and mass.

Although the equations don't support a clear view of the exact geometry of the electron, the proposed structure is a 3-level tetrahedron given that nearly all of the wave centers would be placed on the node of the wave and their amplitude is minimized. The wave centers that are slightly off the node would attempt to move to the node, potentially introducing spin to the particle. Again, this part is speculative and not supported by the equations, but would match the theory rules of wave center mechanics.

The key features of the electron that are supported by the wave theory equations are:



* Diagram is a generic particle – above is not actual 10 wavelengths (electron)

Fig 3.1.1 – Electron Proposed Model

Notes:

- The electron is a combination of 10 particle wave centers (K) which causes a change in amplitude and wavelength proportional to the number of wave centers, i.e. amplitude (A) becomes $K * A$, and wavelength (λ) becomes $K * \lambda$.
- The electron mass, like other particles derived with the Longitudinal Energy Equation, is standing waves of energy until the edge (radius of the electron) at $K^2 * \lambda$. At this point, standing waves convert to traveling waves.
- The particle core has a radius of $K * \lambda$ and a diameter of $2 K * \lambda$, which is responsible for a phase shift.
- There are 10 wavelengths of standing wave energy in the electron, yet the core has nearly 50% of the electron's energy.
- The electron is formed from spherical, longitudinal waves, which there are three dimensions of an in-wave and out-wave each. In other words, an amplitude of A_x, A_y, A_z inwards (the in-wave) and likewise, the reflected wave of A_x, A_y, A_z outwards (the out-wave). These can also be represented as $A_{x-in}, A_{y-in}, A_{z-in}$, and $A_{x-out}, A_{y-out}, A_{z-out}$, for greater clarity, although it is typically listed simply as A_i^6 in most of the equations for readability as the values for amplitude are typically equal unless a particle interaction is considered.
- Amplitude decreases with the square of the distance from the particle (r^2) for the out-wave, also expressed as A_i^3 / r^2 .

In 2008, scientists at Lund University in Sweden captured a video of the electron, very much resembling the standing wave structure suggested in this paper.⁷ The electron wavelength counts in Fig. 3.1.2 matches the expected value of standing waves from the Longitudinal Energy Equation. It is a 10-wavelength radius from the particle core, otherwise referred to in earlier equations as $K=10$.

Fig. 3.1.2 shows a still image of an electron captured on video. On the left is the original picture; on the right is an attempt to measure wavelengths of the standing waves. At the edge of the particle, standing waves break down to traveling waves. The original video is available at: <https://www.youtube.com/watch?v=zKwcWZ1z6J0>.

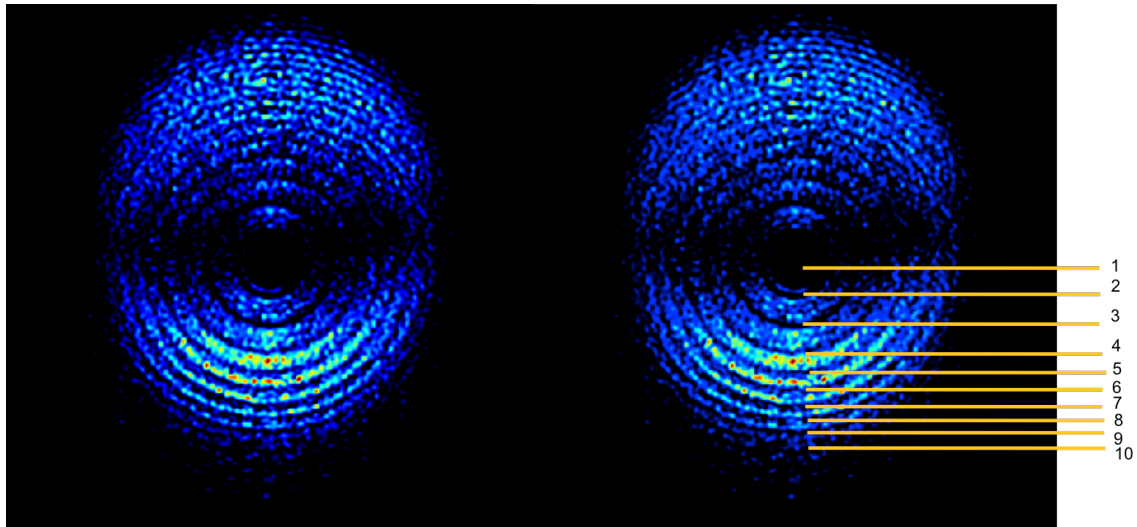


Fig 3.1.2 –Electron as Captured by Lund University (*wavelengths counted on image on right*)

3.2. Proton

The proton's radius was calculated in Section 2.3 based on a tetrahedral structure with a base of five electron wavelengths ($5K\lambda$). Since the proton is known to be a composite particle, it needed to be modeled as a combination of particles, each with their own wave center count like the electron. The energy of quarks can be represented by the Longitudinal Energy Equation to solve for the value of K, their particle wave center count. The up quark is $K=14$ (14 wave centers) and the down quark is $K=15$ (15 wave centers) using the equation.

However, it is also known that much of the energy in the proton is in its gluons, so an assumption was made that a stable particle less than 14 wave centers was responsible for the construction of the proton. The electron was selected in this proposed model in a simple three-dimensional geometric arrangement. Although electrons repel other electrons via the electromagnetic force, in the *Forces* paper, the strong force is described as creating a new core particle and a strong bond by electrons separated by one electron wavelength. The proton was thus modeled as electrons in close proximity, forming a tetrahedron shape, with a positron in the center of the structure. The anti-proton would be the opposite, with four positrons at the vertices of the tetrahedron and an electron in its center.

Using this proposed geometric arrangement, the radius to the circumsphere of the new particle was calculated. The model is shown in Fig. 3.2.1 below.

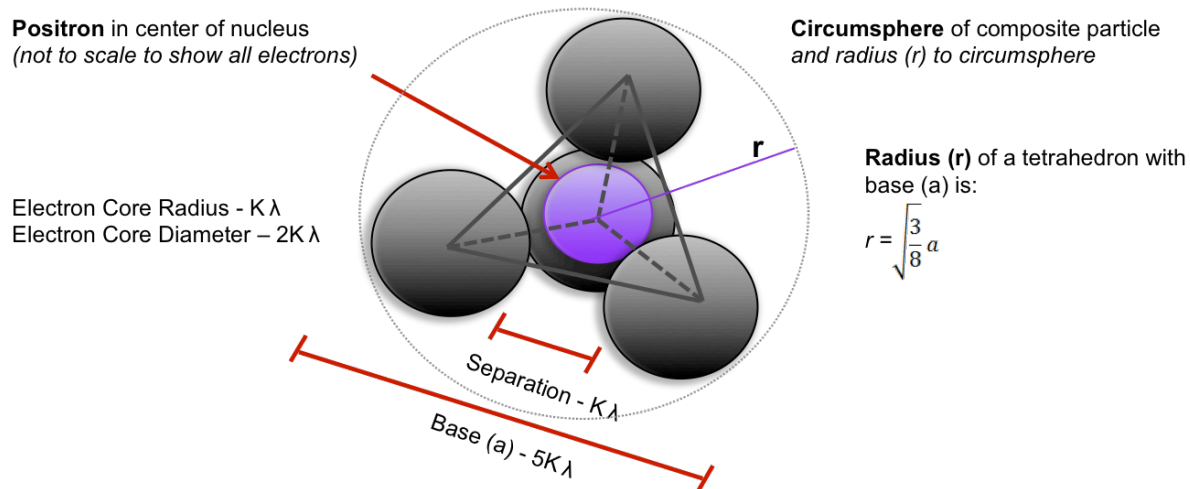


Fig 3.2.1 – Proton Proposed Model

Notes:

- The core of the proton is four electrons at the vertices of a tetrahedron
- Prior to the capture of a positron in the center, the composite particle would have constructive wave addition of $K=40$ ($4 * K$ for each electron where $K=10$). This creates a new core with significantly more amplitude and energy than four single electrons.
- A separation distance between each of the four electron cores of $K * \lambda$ leaves room for a positron to be captured in the center of the tetrahedral structure. According to experiments, there is also likely a neutrino captured somewhere within the structure.
- Only one electron wavelength ($K * \lambda$) separates two electron cores, creating a new structure for a particle. When combined, the electron no longer has 10 standing waves of energy. Another electron core resides one electron wavelength away, creating a composite particle with a new core. This causes a strong attraction (a unidirectional beam), otherwise known as a gluon.
- The neutron has a similar structure to the proton as a tetrahedron of four electrons at the vertices, but when another electron is in the center of the structure, it “annihilates” with the positron to be neutral. The wave centers for each of these particles still remain, but due to destructive wave interference, the combination of the electron and positron in the center causes it to be neutral. However, if the particle is disturbed, the electron in the middle may be ejected, leaving the positron, causing it to become a proton.

Quarks

A new proposed model of the proton must match experimental evidence, including the quark and gluon nature of the proton. In particle collisions with the proton, experiments demonstrate that the proton consists of three quarks (two up quarks and one down quark). In fact, some higher energy experiments have shown that the proton may consist of four or five quarks. In the latter experiment, when five quarks were discovered, evidence shows that the proton consists of four quarks and one anti-quark (otherwise referred to as a pentaquark).⁸

First, the standard experiment needs to be explained to match the findings where three quarks are discovered within the proton structure. In the typical particle collision with the proton, three quarks are detected. Fig. 3.2.2 describes how another particle would affect the proton structure if it consists of four electrons and one positron. Upon collision, the high-energy electrons would appear as quarks (they still contain a great amount of energy from constructive wave interference). Since the positron would immediately annihilate with one of the four electrons, it

would not be detected. The wave centers of the fourth electron and positron remain, but destructive waves reduce its amplitude to near zero, and as such, it has no charge that can be detected by an electromagnetic apparatus. Thus, only three of the high-energy electrons would be detected. Further, it's possible that the effect of the fourth electron and positron on one of the remaining three electrons could cause slight constructive wave interference so that it appears to have slightly more energy (down quark) than the other two electrons (up quarks).

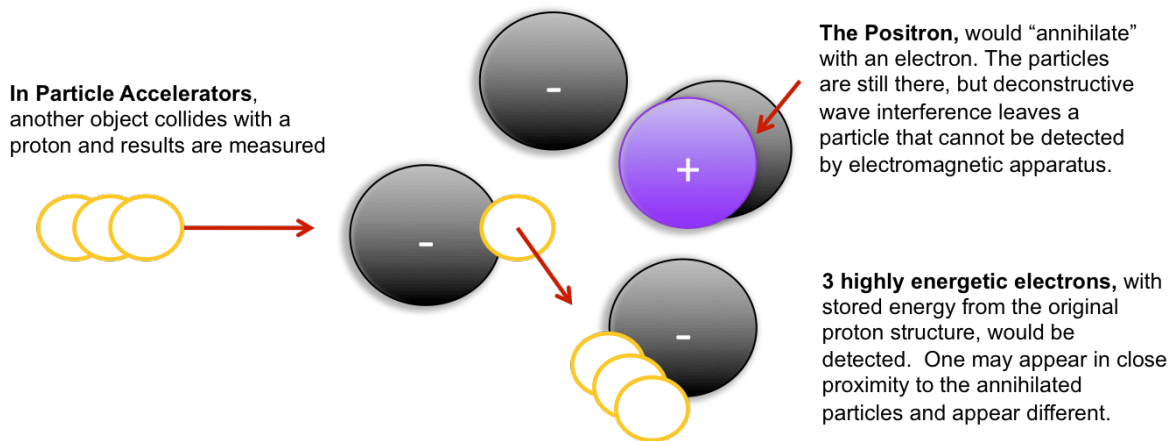


Fig 3.2.2 – Proton Collisions

This proposed model also fits higher energy experiments that recently show four quarks and an anti-quark. Reviewing Fig 3.2.2 again, each of the electrons would be the four quarks and the positron would be the anti-quark discovered in the experiment.

Quarks are never found in isolation. They are only found within the structure of the proton. Given the representation of energy as wave amplitude, it is very possible that the proton consists of electrons, which appear in very different form when in close proximity, constructively adding wave amplitude and forming the core of a new particle.

Spin & Color

The explanation of color and the proton's spin must also match experiments in the proposed structure of the proton. First, spin can be explained in Fig 3.2.3. The four electrons in the vertices of the tetrahedron might have spin that adds to zero. The positron would have spin $+1/2$ or $-1/2$, giving the proton its spin.

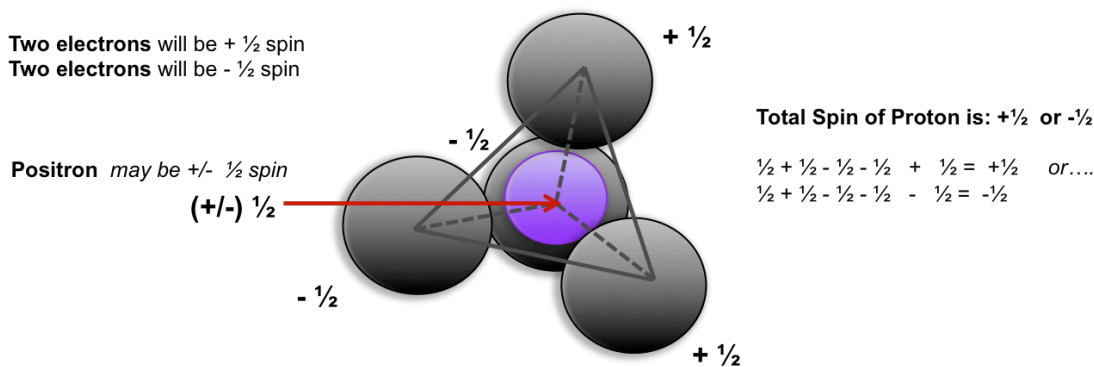


Fig 3.2.3 – Proton Spin

Spin is possibly the reason for determining the color of quarks, or the gluons that connect each of the quarks together. The model for color was based on the current understanding of a proton's three-quark arrangement. There are three

colors: Red, Green and Blue. Quarks don't really have color, but this model was developed to simplify the understanding of the quark arrangement.

When three quarks are detected, as suggested in Fig. 3.2.2, there would be three electrons with spin and one undetected electron-positron combination that may affect one of the electrons, causing it to be the down quark in the arrangement.

Thus, the following would be the possible combinations of the gluon arrangements in Fig 3.2.3 (giving each a color name to map to the known colors):

- **Red:** Two electrons of same spin ($+1/2$ and $+1/2$; or $-1/2$ and $-1/2$)
- **Green:** Two electrons of opposite spin ($+1/2$ and $-1/2$)
- **Blue:** One electron and the combination of the electron affected by the annihilated electron-positron ($+1/2$ and $-1/2 + -1/2 + 1/2$; or $-1/2$ and $+1/2 + -1/2 + 1/2$)

4. Conclusion

Twenty of the common fundamental physical constants were derived and calculated using energy wave equations in this paper. Although some of these constants required modification, there are only two modifiers used, which can not only be derived, but they are similar in use to the g-factors for orbital and spin momentum used as correction factors in physics.

Deriving and explaining many of these constants should be sufficient proof of a universe explained by wave energy. The difficult gravitational constant (G) was not only calculated, but the same Force Equation from which it was derived also applies to electromagnetism and the strong force - unifying these forces together as one. In addition, the same energy wave equations and constants used to calculate these fundamental physical constants were found to calculate particle mass, photon energy, photon wavelengths and atomic orbitals. These are found in *Particle Energy and Interactions* and *Forces* papers.

Some of the fundamental physical constants such as Coulomb's constant (k) and the gravitational constant (G) are representations of non-variable components in the force equations, now represented by wave constants. They are no longer needed in equations when using the energy wave equations. Other physical constants such as the Planck mass and the fine structure constant have significant meaning, and although they can be derived using wave constants, they warrant further review to understand their meaning and their implications in the universe.

Appendix

Fine Structure Constant

The fine structure constant is found in many of the interaction equations for energy and forces and is perhaps the most important of the constants in this paper. Therefore, its meaning is essential to understanding the particle world and this section is dedicated to describing some of the findings related to the fine structure constant. The equations describing the fine structure constant are supported by data matching many of the fundamental physical constants in this paper and experimental data found in the *Particle Energy and Interaction* and *Forces* papers. This section speculates on the meaning of the fine structure and the relation to resonance, thus it has been placed in the Appendix.

The fine structure constant was derived earlier in this paper. It is:

$$\alpha_e = \frac{3\pi K_e^4 \lambda_l}{A_l} \Delta_e^{-1} \quad (\text{A.1})$$

The electron mass was also derived earlier and is shown again in Eq. A.2. The fine structure constant is related to mass, as shown in Eq. A.4.

$$m_e = (4\pi\rho) \left(\frac{\lambda_l}{A_l}\right) (K_e^5) \left(\frac{\delta_e}{\Delta_e}\right) \quad (\text{A.2})$$

$$\frac{m_e}{\alpha_e} = \frac{(4\pi\rho) \left(\frac{\lambda_l}{A_l}\right) (K_e^5) \left(\frac{\delta_e}{\Delta_e}\right)}{\frac{3\pi K_e^4 \lambda_l}{A_l} \Delta_e^{-1}} \quad (\text{A.3})$$

$$\frac{m_e}{\alpha_e} = \frac{4\rho K_e \delta_e}{3} \quad (\text{A.4})$$

Resonance

The similarities with the fine structure constant with potential and kinetic energy resemble equations for wave resonance. Resonance is described as a force that drives a system to oscillate with greater amplitude at a specific,

preferential frequency. It is therefore proposed that the fine structure constant is resonance associated with the fundamental frequency for the electron.

From the energy wave equations, the universe has a fundamental longitudinal frequency (c/λ). It generates standing waves in the electron that is its mass (m_e). Mass is stored or potential energy. Resonance occurs when potential energy (mass) converts to kinetic energy (photon), or from kinetic to potential. Resonance is also seen in mechanical systems (e.g. springs) and electrical systems (capacitance and inductance), which also occurs when potential energy is converted to kinetic energy or vice versa.

The fine structure constant is the natural frequency of the electron, responding to universal, longitudinal waves. In a modified form of Eq. A.4, it can also take the following form on the left side of the figure below. On the right side of the figure is a representation of the key components of the equation in graphical form.

$$\frac{1}{\alpha_e} = \left(\frac{4}{3} K_e\right) \left(\frac{\rho \delta_e}{m_e}\right) \Rightarrow \sim \frac{137}{1} = \left(\frac{4}{3} K_e\right) \frac{\rho \delta_e}{m_e}$$

Fig A.1 – Fine Structure Constant Equation in Graphical Form

The inverse of the fine structure constant is ~ 137 . When dissecting the above equation, it is a ratio of transverse (kinetic) energy converting to longitudinal, standing (mass) energy for the electron. It means that ~ 137 fundamental photons (fundamental volume and amplitude), converting from cylindrical volume form to spherical volume form, would contain the same energy or mass as a single electron. Breaking down each part of the above equation:

- 137 to 1 is the ratio between transverse energy (photons) and electron mass.
- $4/3$ is the conversion ratio between a spherical volume ($4/3 \pi r^3$) and cylindrical volume ($\pi h r^2$) when height (h) is equal to radius (r). When a particle's energy is converted to kinetic energy, or vice versa, it goes through this volume change.
- K is the fundamental particle count for the electron since the fine structure constant represents the electron but the photon amplitude factor is represented as the fundamental amplitude.
- Density is illustrated in graphical form. It can be thought of as the number of energy granules in a defined volume (illustrated as dots).
- The photon is illustrated in graphical form as cylindrical volume. It has transverse amplitude.
- The electron mass is illustrated in graphical form as a spherical particle.

In Fig A.2, ~137 photons with a fundamental amplitude factor (δ_e) are illustrated passing through space with the density calculated in this paper. This matches Eq. A.4 in visual form. Density is illustrated as the number of aether granules (represented as dots) in space that pass wave energy. The electron is a darker shade, representing a greater number of granules or energy, as it is stored energy from longitudinal standing waves.

137.04 photons with fundamental amplitude (δ_e), through fundamental density, to match energy of electron

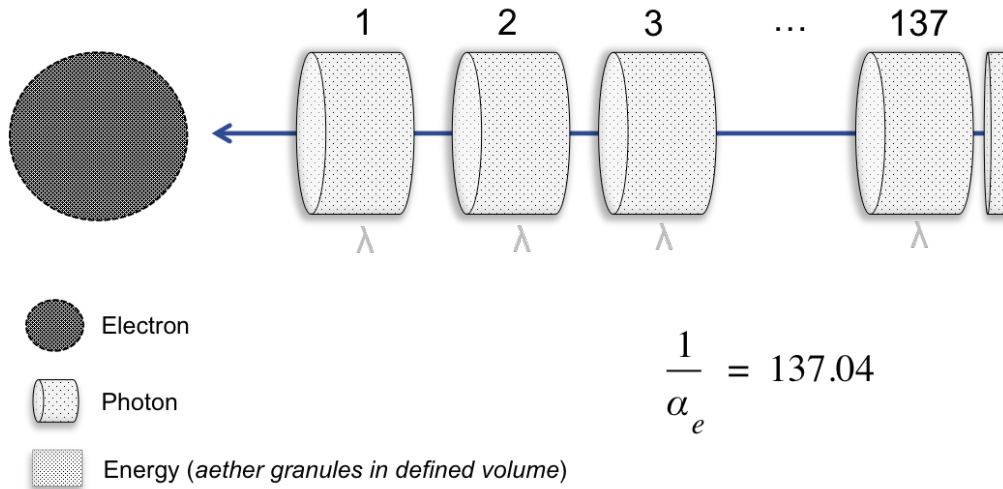
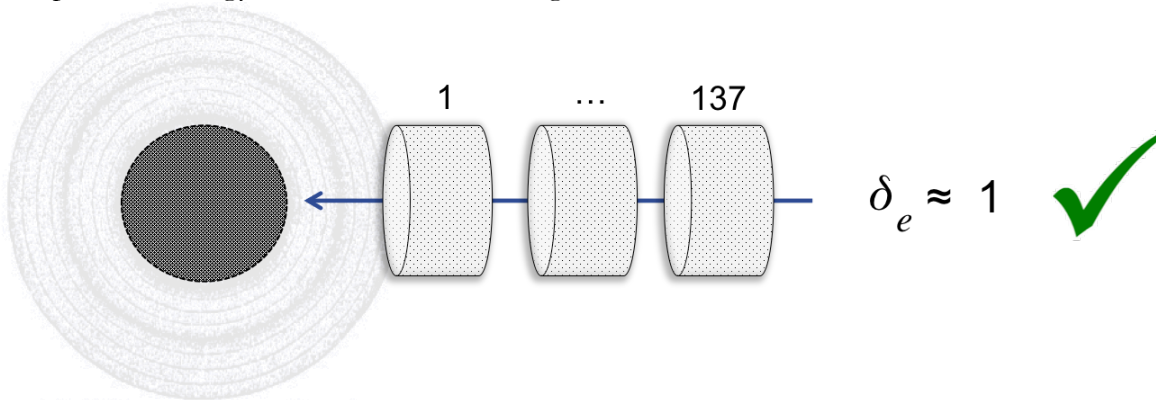


Fig A.2 – Electron Mass and Photon Energy

If photons have the fundamental amplitude, then it resonates with the universal frequency of the electron. Kinetic energy equals potential energy. This is illustrated in Fig. A.3.



Electron is formed from standing waves (measured as mass), from longitudinal waves carried throughout the universe. At rest, its mass is based on these longitudinal waves. Transitioning from longitudinal waves (mass) to transverse waves (photons) must be equal in energy. This occurs when the amplitude factor is set to 1 in the equations (ignoring a correction factor).

Fig A.3 – Resonance – Kinetic Energy (Photons) Match Stored Energy (Mass)

A change to the amplitude, again represented by a simplified amplitude factor (δ_e), is a mismatch of energy in the photons relative to the electron. In Fig A.4, the top figure is an example of 137 photons with amplitude greater than the fundamental amplitude. For the purpose of illustration only, amplitude is represented by a taller photon, and the electron is shaded darker to represent more energy granules (represented as dots) in the defined space of

the electron. In Fig. A.4, the bottom figure is an example of 137 photons with amplitude less than the fundamental amplitude (represented as shorter photons).

In both cases, the energy does not match the fundamental rest energy of the electron. Either too much energy is supplied to the electron in the case of greater amplitude, or not enough energy in the case of lower amplitude. The electron will shed energy, or may require more energy, to bring it to equilibrium.

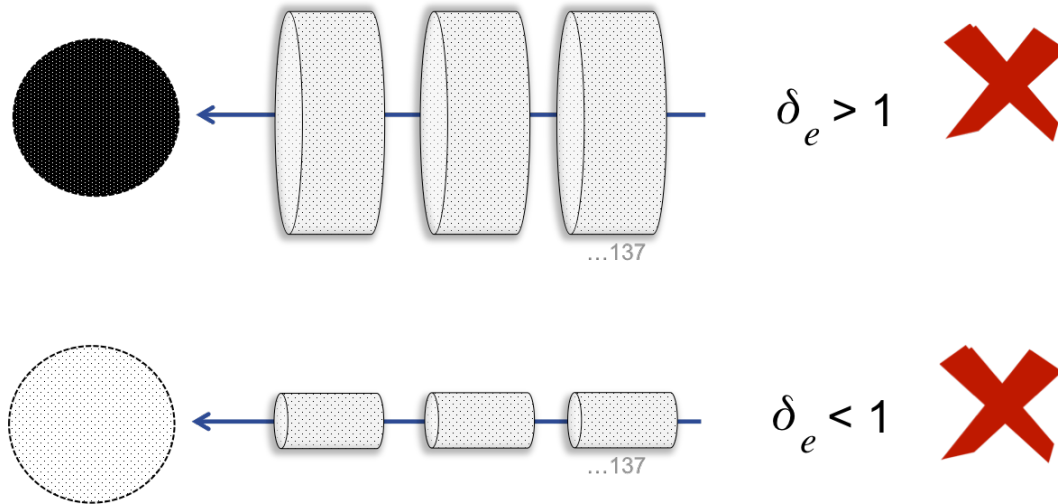


Fig A.4 – Resonance – Kinetic Energy (Photons) Do Not Match Stored Energy (Mass)

Given the derivation of the fine structure constant and its relationship to electron mass, and the fact that the fine structure constant appears in the equations where longitudinal energy (spherical form) is transferred to transverse energy (cylindrical form) or vice versa, it is therefore proposed that the fine structure constant is resonance.

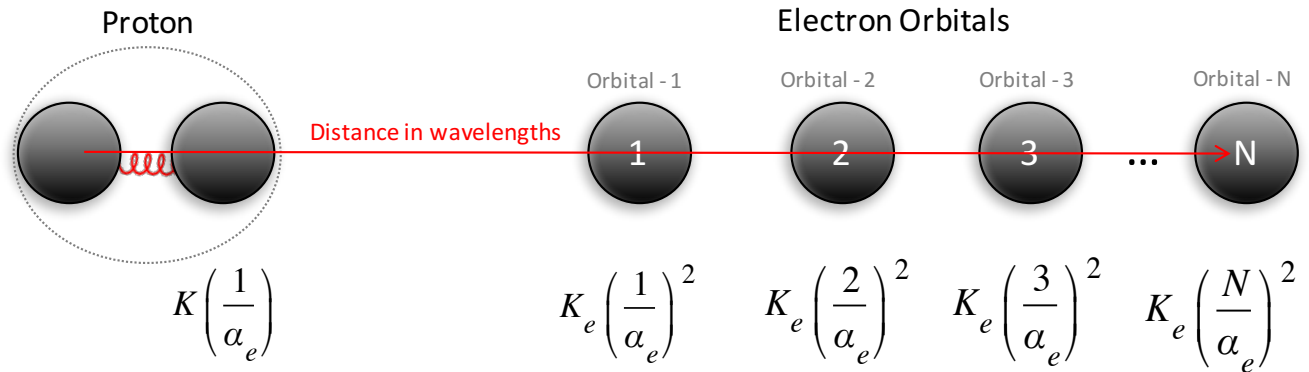
Relation to Strong and Electromagnetic Forces

In the energy wave equations, the fine structure constant appears in the strong force and again in orbitals for electrons. In each case, they are positions where the electron is stable. In the strong force, the electrons are modeled at one electron wavelength from each other in the proton (See Section 3.2). In atomic orbitals, they are modeled as wavelength counts from the proton's core where the electron is stable.

The first location of the electron is found in the strong force at one electron wavelength. The remaining locations of the electron are then found as squares of the fine structure constant as it was found in the Orbital Equation in the *Particle Energy and Interaction* paper. The Orbital Equation is used to calculate the atomic orbitals of the hydrogen atom where n is the shell measured in fundamental wavelengths, and N is the traditional orbital number in integers (1, 2, 3, etc). The relationship to the fine structure constant and the equations where the electron is found to be in a stable position is summarized in Fig A.5.

Stable Positions of the Electron

Not to Scale



Strong Force – One Electron Wavelength

Electromagnetic Force – Wavelength Calculation*

Fig A.5 – Relationship of Fine Structure Constant to Strong Force and Electromagnetism Orbitals

The strong force is a reciprocal of the fine structure constant. It is roughly 137 times stronger than electromagnetism. Electromagnetism is also based on the inverse of the fine structure constant, but it is based on a harmonic pattern (1/n, 2/n, 3/n, etc.) and curiously it is the square of this pattern for electron orbitals.

If the fine structure constant is resonance based on the fundamental frequency of the electron, the strong force would also need to account for a transition between stored and kinetic energy. One potential explanation is that two electrons are forced to a separation distance of one electron wavelength, which significantly modifies amplitude. Of course, this would require incredibly high energies to do so, but once separated at this distance, the transition from spherical mass to the cylindrical photon (gluon in this case) would be across one electron wavelength. To compensate for all of the energy of the electron, the amplitude factor would be increased proportionally by ~137 times. A visual representation of this hypothesis is in Fig A.6.

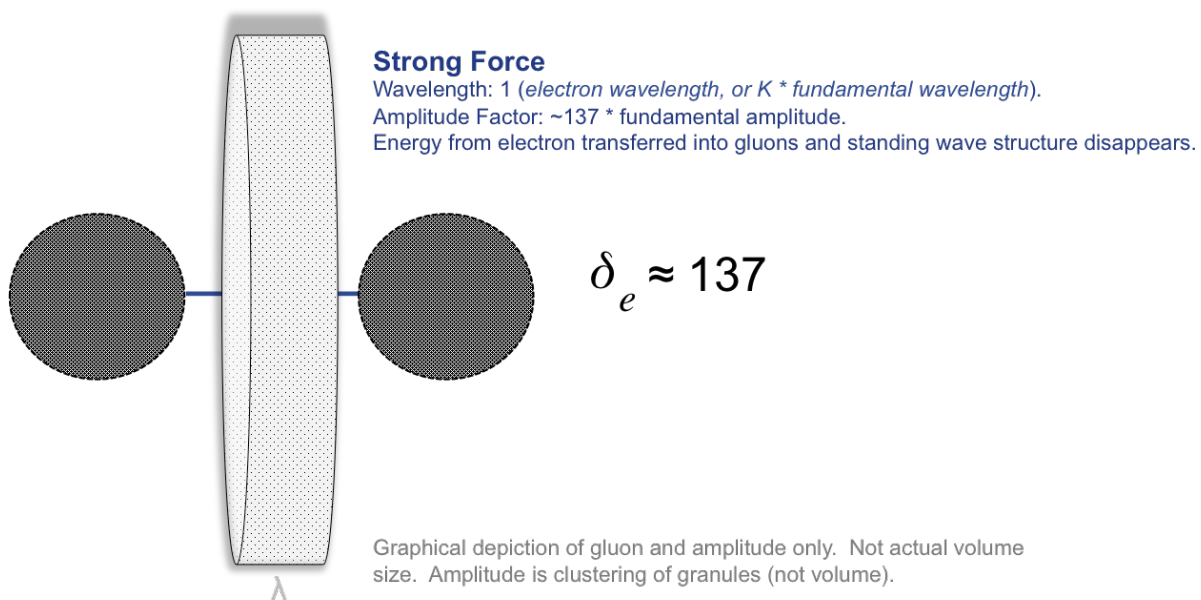


Fig A.6 – Strong Force

The electromagnetic force is similar, but instead of one wavelength at an increased amplitude factor equal to the fine structure constant, it is one amplitude factor across a wavelength equal to the fine structure constant. An attempt to illustrate the electromagnetic force and the relation to the fine structure constant is in Fig. A.7.

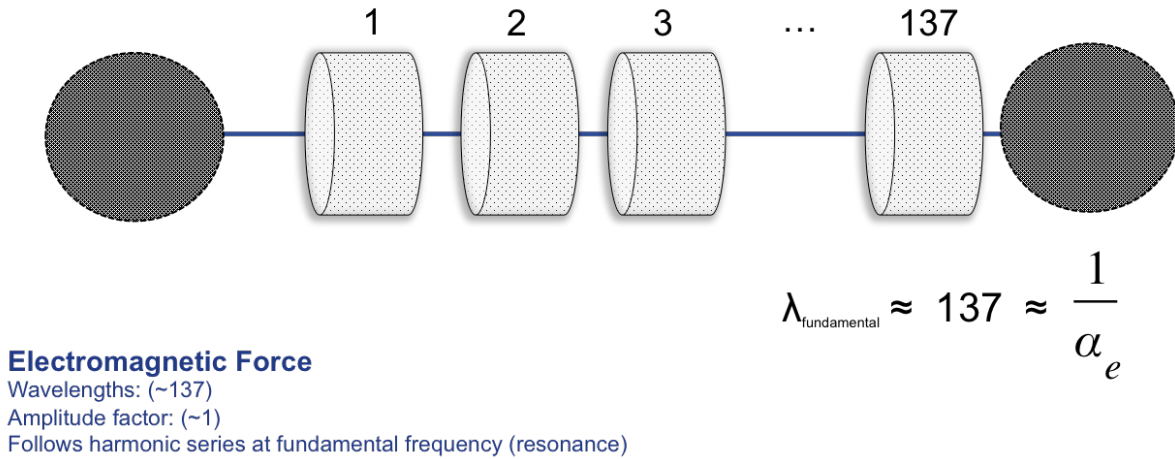


Fig A.7 – Electromagnetic Force

Another clue that the fine structure constant is resonance is that it follows a harmonic series. In the case of hydrogen's orbitals, it was calculated to be the square of the harmonic series of the fine structure constant, as seen in Fig. A.8. This is the basis of the Orbital Equation in the *Particle Energy and Interaction* paper that models the orbits and uses the wavelength distance accurately in the calculation of hydrogen shell energy transitions.

Orbitals
 At square of harmonic series: $\left(\frac{N}{\alpha_e}\right) \left(\frac{N}{\alpha_e}\right) = \left(\frac{N}{\alpha_e}\right)^2$

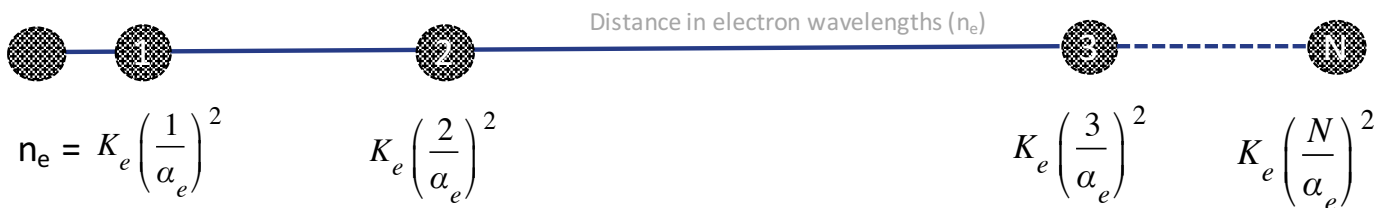


Fig A.8 - Orbitals

If the fine structure constant is resonance, then this fundamental frequency may ultimately be derived into other resonance equations found in electronics, springs and others and provide an explanation of why they occur at the particle and atomic level.

Acknowledgements

These findings would not be possible without the research of the late Dr. Milo Wolff, Gabriel LaFreniere and Xavier Borg from whom this theory is based upon as a derivative of the Wave Structure of Matter (WSM). Special thanks to Dr. Karoly Kehrer, Susan C. Barlow, Declan Traill, Gary Simpson and members of the WSM group for reviewing components of this theory and providing valuable feedback. Lastly, my sincere appreciation to my family, who were considerably patient and understanding while I worked on this paper.

References

- ¹ “Particle Energy and Interaction: Explained and Derived by Energy Wave Equations.” Vixra. <http://vixra.org/abs/1408.0224>
- ² “Forces: Explained and Derived by Energy Wave Equations.” Vixra. <http://vixra.org/abs/1606.0112>
- ³ “The Shrinking Proton: Particle is Smaller Than Thought”. Live Science. <http://www.livescience.com/26563-shrinking-proton-smaller-measurement.html>
- ⁴ “CODATA Recommended Values of the Fundamental Physical Constants 2014.” Arxiv. <http://arxiv.org/pdf/1507.07956.pdf>
- ⁵ “Proton.” Wikipedia. <https://en.wikipedia.org/wiki/Proton>
- ⁶ “Planck Mass.” Wikipedia. https://en.wikipedia.org/wiki/Planck_mass
- ⁷ “Electron Gets Film Debut in First Ever Video.” Science Daily. <http://www.sciencedaily.com/releases/2008/02/080222095358.htm>
- ⁸ “CERN’s LHCb experiment reports observation of exotic pentaquark particle.” CERN. <http://press.cern/press-releases/2015/07/cerns-lhcb-experiment-reports-observation-exotic-pentaquark-particles>