

Issues in the Multiple Try Metropolis mixing

L. Martino*, F. Louzada*

* *Institute of Mathematical Sciences and Computing,
Universidade de São Paulo, São Carlos (São Paulo).*

lukafree@icmc.usp.br

Abstract

The multiple Try Metropolis (MTM) algorithm is an advanced MCMC technique based on drawing and testing several candidates at each iteration of the algorithm. One of them is selected according to certain weights and then it is tested according to a suitable acceptance probability. Clearly, since the computational cost increases as the employed number of tries grows, one expects that the performance of an MTM scheme improves as the number of tries increases, as well. However, there are scenarios where the increase of number of tries does not produce a corresponding enhancement of the performance. In this work, we describe these scenarios and then we introduce possible solutions for solving these issues.

Keywords: Multiple Try Metropolis algorithm, Multi-point Metropolis algorithm, MCMC methods, MTM with variable number of tries.

1. Introduction

Markov chain Monte Carlo (MCMC) methods are classical Monte Carlo techniques (Robert and Casella, 2004), that produce a Markov chain converging to a target probability density function (pdf), usually to approximate an otherwise-incalculable integral (Liu, 2004; Liang et al., 2010).

The Multiple-Try Metropolis (MTM) method (Liu et al., 2000) is an extension of the Metropolis-Hastings algorithm (Metropolis et al., 1953; Hastings, 1970) in which the next state of the chain is selected among a set of N independent and identically distributed (i.i.d.) samples. This enables the MTM sampler to make large step-size jumps without a lowering the acceptance rate; and thus MTM can explore easily a larger portion of the sample

space in fewer iterations. Different MTM schemes has been proposed in literature (Frenkel and Smit, 1996, Chapter 13), (Qin and Liu, 2001; Casarin et al., 2013; Pandolfi et al., 2010; Martino et al., 2012; Craiu and Lemieux, 2007) and have been studied in several works (Bédard et al., 2012; Martino and Read, 2013; Martino et al., 2014). More recently parallel MTM algorithms have been proposed in (Martino et al., 2015a).

A well-designed MTM scheme improves its performance as the number of tries, N , grows. Namely, when N grows approaching infinity, the correlation among the generated samples should vanish to zero. Clearly, this is at the expense of an increasing computational cost due to the use of a greater number of tries. In this work, we describe certain scenarios where the use of a greater N in a standard MTM method (Liu et al., 2000) and its extensions (Casarin et al., 2013; Pandolfi et al., 2010; Martino et al., 2012; Martino and Read, 2013) does not yield an improvement on the performance. We explain the reasons of these drawbacks, and provide possible solutions for fixing these issues. The first scenario involves the use of a single random-walk proposal within a standard MTM structure, whereas, in the second scenario, the use of multiple proposal pdfs independent from the previous state of the chains is considered. In the first one, the increase of number of tries is always prejudicial, regardless to the choice of the weight functions (involving the target function in a suitable way (Liu et al., 2000; Martino and Read, 2013)). In the second one, the increase of number of tries can help the mixing of the chain using a certain class of the weight functions (clearly, at the expense of a greater computational cost). However, we discuss different ways for using the set of multiple independent proposal pdfs within an MTM scheme improving the performance, in any case. For improving the performance in the first scenario, we suggest to use an MTM with variable number of tries in a suitable way, without jeopardizing the ergodicity of the chain.

2. Multiple Try Metropolis with a single random-walk proposal

Let denote the target density as $\bar{\pi}(\mathbf{x}) \propto \pi(\mathbf{x})$. First of all, we consider the use of a single random-walk proposal density, $q(\mathbf{z}|\mathbf{x}_{t-1}) = q(\mathbf{z} - \mathbf{x}_{t-1})$. Given a current state of the chain $\mathbf{x}_{t-1} \in \mathcal{X} \subseteq \mathbb{R}^{d_x}$, $t \in \mathbb{N}$, an MTM scheme generates N independent candidates $\{\mathbf{z}_1, \dots, \mathbf{z}_N\}$ from a proposal density q , i.e.,

$$\mathbf{z}_1, \dots, \mathbf{z}_N \sim q(\mathbf{z}|\mathbf{x}_{t-1}).$$

Table 1: Multiple Try Metropolis with a (single) random-walk proposal (RW-MTM).

<p>1. Draw N independent samples from the proposal pdf,</p> $\mathbf{z}_1, \dots, \mathbf{z}_N \sim q(\mathbf{x} \mathbf{x}_{t-1}) = q(\mathbf{z} - \mathbf{x}_{t-1}).$ <p>2. Select a sample $\mathbf{z} \in \{\mathbf{z}_1, \dots, \mathbf{z}_N\}$, according the probabilities</p> $\bar{w}_k = \frac{w(\mathbf{z}_k \mathbf{x}_{t-1})}{\sum_{n=1}^N w(\mathbf{z}_n \mathbf{x}_{t-1})}, \quad \text{where} \quad w(\mathbf{z}_k \mathbf{x}_{t-1}) = \frac{\pi(\mathbf{z}_k)}{q(\mathbf{z}_k \mathbf{x}_{t-1})}, \quad (1)$ <p>for $k = 1, \dots, N$.</p> <p>3. Draw $N - 1$ auxiliary points from the proposal q given the previous selected sample \mathbf{z}, namely $\mathbf{y}_1, \dots, \mathbf{y}_{N-1} \sim q(\mathbf{x} \mathbf{z})$, and set $\mathbf{y}_N = \mathbf{x}_{t-1}$.</p> <p>4. Compute the weights of the auxiliary points,</p> $w(\mathbf{y}_k \mathbf{z}) = \frac{\pi(\mathbf{y}_k)}{q(\mathbf{y}_k \mathbf{z})}, \quad \text{for} \quad k = 1, \dots, N. \quad (2)$ <p>5. Set $\mathbf{x}_t = \mathbf{z}$ with probability</p> $\alpha(\mathbf{x}_{t-1}, \mathbf{z}) = \min \left[1, \frac{\sum_{n=1}^N w(\mathbf{z}_n \mathbf{x}_{t-1})}{\sum_{n=1}^N w(\mathbf{y}_n \mathbf{z})} \right]. \quad (3)$ <p>Otherwise, set $\mathbf{x}_t = \mathbf{x}_{t-1}$, with probability $1 - \alpha(\mathbf{x}_{t-1}, \mathbf{z})$.</p>
--

Then, one sample \mathbf{z} is selected among the set $\{\mathbf{z}_1, \dots, \mathbf{z}_N\}$, according to certain weight functions (Liu et al., 2000; Martino and Read, 2013). The movement from \mathbf{x}_t to \mathbf{z} is accepted with a suitable probability $\alpha(\mathbf{x}_{t-1}, \mathbf{z})$, which also depends of the rest of candidates. The probability $\alpha(\mathbf{x}_{t-1}, \mathbf{z})$ is designed such that the kernel of the MTM algorithm fulfills the detailed balance condition. Only for facilitating the comprehension, we consider the importance weights

$$w(\mathbf{z}_k|\mathbf{x}_{t-1}) = \frac{\pi(\mathbf{z}_k)}{q(\mathbf{z}_k|\mathbf{x}_{t-1})}, \quad (4)$$

for choosing $\mathbf{z} \in \{\mathbf{z}_1, \dots, \mathbf{z}_N\}$, i.e., \mathbf{z} is selected according the probabilities $\bar{w}_k = \frac{w(\mathbf{z}_k|\mathbf{x}_{t-1})}{\sum_{n=1}^N w(\mathbf{z}_n|\mathbf{x}_{t-1})}$. Different kind of weights could be used, but without avoiding the problem that we describe in the next section.

Table 1 shows all the details of the MTM technique. Observe that, an RW-

MTM method requires the generation of $N - 1$ auxiliary points $\mathbf{y}_1, \dots, \mathbf{y}_{N-1}$ from $q(\cdot|\mathbf{z})$ (see Step 3 of Table 1). Moreover, note that the selected sample \mathbf{z} is drawn from the empirical measure

$$\hat{\pi}^{(N)}(\mathbf{z}) = \sum_{n=1}^N \bar{w}_n \delta(\mathbf{z} - \mathbf{z}_n), \quad (5)$$

that approximates the distribution of π , via importance sampling (IS) (Robert and Casella, 2004; Liu, 2004). Finally, we remark that the acceptance probability $\alpha(\mathbf{x}_{t-1}, \mathbf{z})$ in Eq. (3) can be expressed as

$$\alpha(\mathbf{x}_{t-1}, \mathbf{z}) = \min \left[1, \frac{\hat{Z}(\mathbf{z}_1, \dots, \mathbf{z}_N | \mathbf{x}_{t-1})}{\hat{Z}(\mathbf{y}_1, \dots, \mathbf{y}_N | \mathbf{z})} \right], \quad (6)$$

where the function $\hat{Z}(\cdot|\mathbf{r}) : \mathcal{X}^N \rightarrow \mathbb{R}$, with $\mathbf{r} \in \mathcal{X}$,

$$\hat{Z}(\mathbf{v}_1, \dots, \mathbf{v}_N | \mathbf{r}) = \frac{1}{N} \sum_{n=1}^N \frac{\pi(\mathbf{v}_n)}{q(\mathbf{v}_n | \mathbf{r})}, \quad (7)$$

is an estimator of the normalizing constant $Z = \int_{\mathcal{X}} \pi(\mathbf{x}) d\mathbf{x}$ (Robert and Casella, 2004), i.e., the area below $\pi(\mathbf{x})$.

3. Problem in the RW-MTM mixing

The desired behavior of an MTM scheme is that the performance improves as the number of used candidates N grows (jointly with the computational cost). Indeed in general, as N increases, the chosen point \mathbf{z} is selected from a better IS approximation $\hat{\pi}^{(N)}$, so that \mathbf{z} is a better candidate to be tested as new possible state of the chain. As a consequence, in a well-designed MTM scheme the acceptance probability $\alpha(\mathbf{x}_{t-1}, \mathbf{z})$ should approach 1 when $N \rightarrow \infty$. Thus, in general, MTM fosters greater “jumps” and, as a consequence, the exploration of the state space. However, below we describe a scenario where the increase of number N of tries could be even damaging.

For facilitating the explanation, we assume that the expected value of the random variable $\mathbf{Z} \sim q(\mathbf{z} - \mathbf{x}_{t-1})$ is exactly \mathbf{x}_{t-1} , i.e., $E[\mathbf{Z}] = \mathbf{x}_{t-1}$, e.g., when q is Gaussian, $q(\mathbf{z} - \mathbf{x}_{t-1}) = \mathcal{N}(\mathbf{z}; \mathbf{x}_{t-1}, \mathbf{C})$. Let us denote $\hat{Z}_1 =$

$\hat{Z}(\mathbf{z}_1, \dots, \mathbf{z}_N | \mathbf{x}_{t-1})$ and $\hat{Z}_2 = \hat{Z}(\mathbf{y}_1, \dots, \mathbf{y}_N | \mathbf{z})$, so that we can rewrite the acceptance probability as

$$\alpha = \min \left[1, \frac{\hat{Z}_1}{\hat{Z}_2} \right]. \quad (8)$$

Furthermore, consider a scenario where the state at the $(t-1)$ -th iteration, \mathbf{x}_{t-1} , is placed in a region of low probability of $\bar{\pi}(\mathbf{x}) \propto \pi(\mathbf{x})$, nearby a region of high probability mass. Assume also that the variance of the proposal $q(\mathbf{z} - \mathbf{x}_{t-1})$ is wide enough in order to (at least) reach the region of high probability mass of π . In this situation, several drawn tries are located in the region of small probability around the value $E[\mathbf{Z}] = \mathbf{x}_{t-1}$. On the other hand, it is possible that few of them are located close to the mode of π ; Figure 1(a) depicts a possible scenario of this kind, with only $N = 4$ tries and one of them located in a mode of π . Thus, it is highly probable that the MTM selected one well-located point as proposed sample \mathbf{z} , after the resampling at Step 2. For the same reasons, in general, many of the $N - 1$ auxiliary points, $\mathbf{y}_1, \dots, \mathbf{y}_{N-1}$ drawn from $q(\mathbf{y} | \mathbf{z})$, will be placed around the mode of π . Hence, in this situation, we have that

$$\hat{Z}_2 = \frac{1}{N} \sum_{n=1}^N \frac{\pi(\mathbf{y}_n)}{q(\mathbf{y}_n | \mathbf{z})} \gg \hat{Z}_1 = \frac{1}{N} \sum_{n=1}^N \frac{\pi(\mathbf{z}_n)}{q(\mathbf{z}_n | \mathbf{x}_{t-1})}.$$

As a consequence,

$$\alpha(\mathbf{x}_{t-1}, \mathbf{z}) \approx 0,$$

so that the chain can remain stuck at \mathbf{x}_{t-1} . It is important to observe that this situation can become even worse if N grows. On the contrary, in this scenario, the use of less number of tries can help to jump to the region of high probability. Finally, we remark that the problem previously described cannot be solved changing of analytical form of the weights (Liu et al., 2000; Martino and Read, 2013).¹

3.1. Proposed solution

Let us denote as $K_m(\mathbf{x}_t | \mathbf{x}_{t-1}, N_m)$ the kernel of an MTM scheme employing N_m tries. We consider a combination M different kernels using different

¹A suitable acceptance function α for generic weight functions is shown in Appendix A, for the case of multiple independent proposal densities.

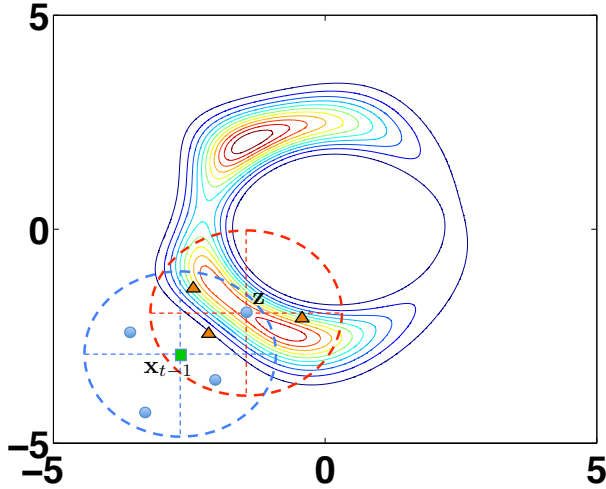


Figure 1: Graphical representation of a possible scenario described in Section 3, where $\hat{Z}_2 > \hat{Z}_1$ (and $\hat{Z}_2 \gg \hat{Z}_1$ when N grows). We show the contour plot of a bidimensional target pdf $\pi(\mathbf{x})$ with solid lines. The previous state of the chain \mathbf{x}_{t-1} is depicted with a square; the $N = 4$ candidates \mathbf{z}_j 's are shown with circles, whereas the $N - 1 = 3$ auxiliary points \mathbf{y}_i 's are illustrated with triangles. Dashed lines represent the scale parameters of the proposal densities $q(\cdot|\mathbf{x}_{t-1})$ and $q(\cdot|\mathbf{z})$, where $\mathbf{z} \in \{\mathbf{z}_1, \dots, \mathbf{z}_4\}$ is the selected candidate.

number of tries N_m , $m = 1, \dots, M$, i.e.,

$$K(\mathbf{x}_t|\mathbf{x}_{t-1}) = \frac{1}{M} \sum_{m=1}^M K_m(\mathbf{x}_t|\mathbf{x}_{t-1}, N_m). \quad (9)$$

It is straightforward to show that if each $K_m(\mathbf{x}_t|\mathbf{x}_{t-1}, N_m)$ leaves invariant π , also $K(\mathbf{x}_t|\mathbf{x}_{t-1})$ has π as invariant pdf. Therefore, fixing the averaged computational effort, represented by the averaged number of tries

$$\tilde{N} = \frac{1}{M} \sum_{m=1}^M N_m,$$

we choose M different values $N_m \in \mathbb{N}$, such that \tilde{N} is the desired one. The idea is to use a variable number of tries, i.e., a different number of candidates at each iteration. Namely, at each iteration, an index m' is drawn uniformly within $1, \dots, M$ and then $N_{m'}$ tries are employed in the MTM scheme $K_{m'}$. Note this is equivalent to use the kernel in Eq. (9). Choosing at least one small value, e.g., $N_1 = 1$, this helps jumps of the chain in the awkward scenario, previously described.

4. Multiple Try Metropolis with different independent proposals

The MTM algorithm in Table 1 can be simplified if the proposal pdf $q(\mathbf{x})$ is independent from the previous state of the generated chain. Indeed, in this case, Step 3 in Table 1 can be removed, in the sense that it is possible to avoid the generation of the auxiliary points (Liu et al., 2000; Martino and Read, 2013). Furthermore, it is also possible to employ simultaneously different proposal pdfs $q_1(\mathbf{x}), \dots, q_N(\mathbf{x})$ (Casarin et al., 2013; Martino and Read, 2013). The resulting algorithm is detailed in Table 2, considering the use of importance weights. The acceptance probability α in Eq. (12) can be written again as

$$\alpha = \min \left[1, \frac{\hat{Z}_1}{\hat{Z}_2} \right],$$

where, in this case,

$$\begin{aligned} \hat{Z}_1 &= \frac{1}{N} \sum_{n=1}^N w_n(\mathbf{z}_n), \\ \hat{Z}_2 &= \frac{1}{N} \left(N \hat{Z}_1 - w_j(\mathbf{z}_j) + w_j(\mathbf{x}_{t-1}) \right). \end{aligned} \quad (10)$$

The general acceptance function α for I-MTM using generic (bounded and positive) weights is shown in Eq. (A.1).

5. Problem in the I-MTM mixing

First of all, we can observe that the sums in \hat{Z}_1 and \hat{Z}_2 in Eq. (10) differ only for one weight, \hat{Z}_1 contains $w_j(\mathbf{z}_j)$ but does not involve $w_j(\mathbf{x}_{t-1})$, whereas \hat{Z}_2 includes $w_j(\mathbf{x}_{t-1})$, instead of $w_j(\mathbf{z}_j)$. Thus, using importance weights, the probability α of an I-MTM scheme always approaches 1 when N increases (and if the value of $w_j(\mathbf{x}_{t-1})$ is not huge). This statement is not valid, in general, for generic weight functions, as Eq. (A.1) shows. However, in this section we focus on the use of importance weights. The solutions that we discuss later on are valid in any cases.

Note that, in I-MTM, the j -th weight involves the j -th proposal pdf, i.e.,

$$w_j(\mathbf{x}) = \frac{\pi(\mathbf{x})}{q_j(\mathbf{x})}.$$

Table 2: Multiple Try Metropolis with different independent proposals (I-MTM).

1. Draw N independent samples

$$\mathbf{z}_1 \sim q_1(\mathbf{x}), \dots, \mathbf{z}_N \sim q_N(\mathbf{x}).$$

2. Select a sample $\mathbf{z}_j \in \{\mathbf{z}_1, \dots, \mathbf{z}_N\}$, according the probabilities

$$\bar{w}_k = \frac{w(\mathbf{z}_k)}{\sum_{n=1}^N w(\mathbf{z}_n)}, \quad \text{where} \quad w_k(\mathbf{z}_k) = \frac{\pi(\mathbf{z}_k)}{q_k(\mathbf{z}_k)}, \quad (11)$$

for $k = 1, \dots, N$.

3. Set $\mathbf{x}_t = \mathbf{z}_j$ with probability

$$\alpha(\mathbf{x}_{t-1}, \mathbf{z}_j) = \min \left[1, \frac{\sum_{n=1}^N w_n(\mathbf{z}_n)}{\sum_{n=1}^N w_n(\mathbf{z}_n) - w_j(\mathbf{z}_j) + w_j(\mathbf{x}_{t-1})} \right]. \quad (12)$$

Otherwise, set $\mathbf{x}_t = \mathbf{x}_{t-1}$, with probability $1 - \alpha(\mathbf{x}_{t-1}, \mathbf{z}_j)$.

We need to evaluate the j -th weight w_j , involving the j -th proposal q_j , at \mathbf{z}_j and \mathbf{x}_{t-1} . The sample \mathbf{z}_j is drawn from q_j by definition, whereas \mathbf{x}_{t-1} is the previous state of the chain (it could be generated from any possible q_n in the previous iterations of the I-MTM algorithm). Hence, with high probability \mathbf{z}_j is located nearby a mode of q_j , since $\mathbf{z}_j \sim q_j(\mathbf{z})$, whereas \mathbf{x}_{t-1} could be placed close to a mode or a tail of q_j with equal chance, in general. Thus, since the proposal q_j appears in the denominator of the weights w_j , in general we have $w_j(\mathbf{z}_j) < w_j(\mathbf{x}_{t-1})$, producing small values of acceptance probability α , if N is not enough big. This scenario becomes even more complicated, if the proposal pdf q_j is placed close to a mode of the target π , and the previous state \mathbf{x}_{t-1} is located in a tail of q_j . In this case, if $\pi(\mathbf{x}_{t-1}) \neq 0$, the value of $w_j(\mathbf{x}_{t-1})$ can be huge and $w_j(\mathbf{x}_{t-1}) \gg w_j(\mathbf{z}_j)$. Hence, the I-MTM scheme tends to select several times the sample drawn from q_j , i.e., \mathbf{z}_j , as “good” candidate (step 2 of Table 2), but the movement from \mathbf{x}_{t-1} to \mathbf{z}_j is often rejected since $\alpha \approx 0$. As a consequence, the chain can remain indefinitely trapped in this situation. Figure 2 represents graphical sketch of this situation.

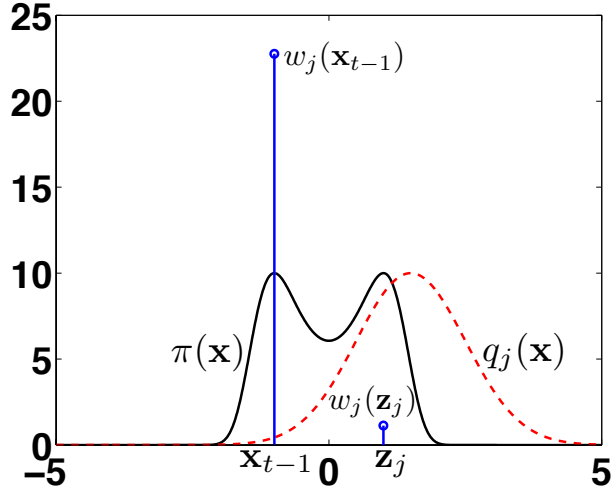


Figure 2: Graphical representation of the scenario described in Section 5. The contour plot of a bimodal (unnormalized) target pdf $\pi(\mathbf{x})$ is depicted with solid line whereas the j -th (unnormalized) proposal pdf $q_j(\mathbf{x})$ is shown with dashed line.

5.1. Proposed solutions

Below, we discuss different possible solutions, ordered for increasing theoretical complexity and practical interest. It is important to remark that the change of the analytic form of the weights is not a solution as shown in Appendix A.

First solution. First of all, let us consider the possibility of using a greater number of tries keeping fixed the number N of proposal pdfs, i.e., denoting with P the number of tries we have $P > N$ with $P = kN$ with $k \in \mathbb{N}$. The problem described above could be solve increasing P , when the used weights are importance weights (with other kind of weights is not guaranteed). If \mathbf{x}_{t-1} is located in a tail of q_j , the value P , required to solve the issue, could be huge. However, this trivial solution entails an increase of the computational cost in terms of evaluations of the target function. In the sequel, we introduce alternative solutions which do not require to increase the computational cost and are valid for any possible kind of weight functions, used within I-MTM.

Second solution. The problem described above disappears if we consider

a unique proposal pdf defined as mixture, i.e.,

$$\psi(\mathbf{x}) = \frac{1}{N} \sum_{n=1}^N q_n(\mathbf{x}).$$

Hence, in this case, we draw $\mathbf{z}_1, \dots, \mathbf{z}_N$ from $\psi(\mathbf{x})$ and the weights are

$$w(\mathbf{z}_n) = \frac{\pi(\mathbf{z}_n)}{\psi(\mathbf{z}_n)}.$$

We can observe that in the denominator of the importance weight all the components q_n 's, in this case. Let us assume that the previous state of the chain \mathbf{x}_{t-1} was generated from the k -th component of the mixture, i.e., $q_k(\mathbf{x})$, in a previous iteration, and the selected candidate z_j has been drawn from $q_j(\mathbf{x})$, by definition. In this scenario, both pdfs, q_k and q_j , are involved simultaneously in the denominator of importance weights, avoiding the problem previously described. Although the mixture $\psi(\mathbf{x})$ takes into account all the proposal pdfs q_n 's, unlike in the I-MTM in Table 2, in this case only a subset of the components $\{q_1(\mathbf{x}), \dots, q_N(\mathbf{x})\}$ participates providing candidates, at each iteration. To avoid this drawback, see below the next solution.

Third solution. The joint use of the functions $q_1(\mathbf{x}), \dots, q_N(\mathbf{x})$ (with equal proportion, at each iteration) in general increases the robustness of the resulting algorithm. Namely, if no information is available to choose the best proposal in the set $\{q_1(\mathbf{x}), \dots, q_N(\mathbf{x})\}$, a more robust strategy consists on employing always the complete set of functions. The *deterministic mixture* (DM) approach (Veach and Guibas, 1995; Owen and Zhou, 2000; Elvira et al., 2015), successfully applied in different sophisticated Monte Carlo algorithms (Cornuet et al., 2012; Martino et al., 2015b,c), provides a possible solution. Indeed, using the DM approach, we can draw one sample \mathbf{z}_n from each proposal pdf $q_n(\mathbf{x})$, i.e.,

$$\mathbf{z}_1 \sim q_1(\mathbf{x}), \dots, \mathbf{z}_N \sim q_N(\mathbf{x}),$$

exactly as in step 1 of Table 2, and then assign the corresponding DM weights

$$w(\mathbf{z}_n) = \frac{\pi(\mathbf{z}_n)}{\psi(\mathbf{z}_n)} = \frac{\pi(\mathbf{z}_n)}{\frac{1}{N} \sum_{n=1}^N q_n(\mathbf{x})}, \quad n = 1, \dots, N.$$

It is possible to show that this approach is valid and it can be interpreted as variance reduction technique for sampling from a mixture of pdfs. Namely,

we use a quasi-Monte Carlo approach for generating the indices j_n 's, i.e., the determinist sequence $j_1 = 1, j_2 = 2, \dots, j_n = N$, and then $\mathbf{z}_n \sim p(\mathbf{x}|j_n) = q_n(\mathbf{x})$ for $n = 1, \dots, N$. The DM approach improves the performance of the IS numerical approximation (Owen and Zhou, 2000; Elvira et al., 2015). Observe that, also in this case, we solve the issue, since again all the proposals are included in the denominator of the weights, and we always use all the proposals q_1, \dots, q_N at each iteration (as in Table 2).

6. Numerical simulations: localization in a wireless sensor network

We consider the problem of positioning a target in a two-dimensional space using range measurements Ali et al. (2007); Fitzgerald (2001). More formally, we consider a random vector $\mathbf{X} = [X_1, X_2]^\top$ denoting the target's position in \mathbb{R}^2 . The measurements are obtained from 6 sensors located at $\mathbf{h}_1 = [-5, 1]^\top$, $\mathbf{h}_2 = [-2, 6]^\top$, $\mathbf{h}_3 = [0, 0]^\top$, $\mathbf{h}_4 = [5, -6]^\top$, $\mathbf{h}_5 = [6, 4]^\top$ and $\mathbf{h}_6 = [-4, -4]^\top$, and the observation equations are given by

$$R_j = -10 \log \left(\frac{\|\mathbf{X} - \mathbf{h}_j\|}{0.3} \right) + \Omega_j, \quad j = 1, \dots, 6, \quad (13)$$

where Ω_j are i.i.d. Gaussian random variables, $\Omega_j \sim \mathcal{N}(\omega_j; 0, 5)$. Let us assume to receive the observation vector $\mathbf{r} = [26, 26.5, 25, 28, 28, 25.3]^\top$. In order to perform Bayesian inference, we consider a non-informative prior over \mathbf{X} (i.e., an improper uniform density on \mathbb{R}^2), and study the posterior pdf, $\bar{\pi}(\mathbf{x}) = p(\mathbf{x}|\mathbf{r}) \propto p(\mathbf{r}|\mathbf{x})p(\mathbf{x})$. A contour plot of $\bar{\pi}(\mathbf{x}) \propto \pi(\mathbf{x})$ is shown in Figure 1.

We perform different MTM schemes for drawing samples from the posterior $\bar{\pi}(\mathbf{x})$. In order to highlight the described issues, we decide the starting point of the chain at $\mathbf{x}_0 = [-6, -6]^\top$ forcing the chain to escape from a region of low probability of $\bar{\pi}(\mathbf{x})$. We run 500 independent simulations of different MTM schemes with $t = 1, \dots, T = 2000$, and compute the expected time needed for the chain to escape from the region around \mathbf{x}_0 and reach the region containing the modes of the target. For this purpose, at each iteration of the algorithm, we calculate the Euclidean distances $d_{1,t} = \|\mathbf{x}_t - \mathbf{x}_0\|$ and $d_{2,t} = \|\mathbf{x}_t - \boldsymbol{\mu}\|$ where $\boldsymbol{\mu} = E_\pi[\mathbf{X}] = [-0.753, 0.037]^\top$ is the expected value of $\mathbf{X} \sim \bar{\pi}(\mathbf{x})$.² At each run, we obtain the first iteration τ^* such that

²We have computed the vector $E_\pi[\mathbf{X}]$ numerically, using a computational expensive thin grid in \mathbb{R}^2 .

$d_{1,\tau^*} > d_{2,\tau^*}$, hence τ^* can be interpreted as the time that the chain remained trapped around \mathbf{x}_0 , in the specific run (see Figures 3 as examples of τ^*). Clearly, in our case, $1 \leq \tau^* \leq T = 2000$. We repeat the procedure for 500 independent runs, in order to approximate the expected time $E[\tau^*]$.

RW-MTM. For the random walk MTM method, we consider a Gaussian proposal $q(\mathbf{x}|\mathbf{x}_{t-1}) = \mathcal{N}(\mathbf{x}; \mathbf{x}_{t-1}, \Sigma)$ where $\Sigma = \sigma^2 \mathbb{I}_2$ with $\sigma \in \{0.5, 0.8, 1\}$. We test different averaged number of tries $\tilde{N} \in \{50, 100, 200, 500, 1000\}$. Thus, in the standard RW-MTM scheme, we set $N = \tilde{N}$, whereas in the proposed mixture of MTM kernels in Eq. (9), we consider $M = 3$ and $N_1 = 1$, $N_2 = \tilde{N}$, $N_3 = 2\tilde{N} - 1$, so that we have always

$$\tilde{N} = \frac{N_1 + N_2 + N_3}{3}.$$

Therefore, the averaged computational cost is the same in both schemes, in terms of evolutions of the target distribution. The results, in terms of the expected number of iterations $E[\tau^*]$, are provided in Table 3. First of all, observe that, in general, $E[\tau^*]$ grows if the number of tries N increases especially for the standard RW-MTM method (recall that for the standard RW-MTM scheme $N = \tilde{N}$). The expected number of iterations $E[\tau^*]$ of the novel MTM technique with variable number of tries (introduced in Section 3.1) is always a smaller than the corresponding value of the standard RW-MTM method. Namely, the novel scheme always outperforms the standard one, escaping from the region around \mathbf{x}_0 and reaching the modes of $\bar{\pi}(\mathbf{x})$ more quickly, whereas the standard RW-MTM method remains stuck around \mathbf{x}_0 for several iterations, prejudicing its performance. Figures 3 shows the improvement in the mixing with the proposed solution with respect to the standard RW-MTM technique.

I-MTM. For the I-MTM scheme, we consider $N = 2$ proposal pdfs and the also $P = N = 2$ number of tries (exactly as in the algorithm described in Table 2). Furthermore, the proposal pdfs as both Gaussians, specifically, $q_n(\mathbf{x}) = \mathcal{N}(\mathbf{x}; \boldsymbol{\mu}_n, \Sigma)$, with $n = 1, 2$ and $\boldsymbol{\mu}_1 = [-6, -6]^\top$, $\boldsymbol{\mu}_2 = [0, 0]^\top$ in the first configuration (denoted as **Conf1**), and $\boldsymbol{\mu}_1 = [-6, -6]^\top$, $\boldsymbol{\mu}_2 = [-1, -2]^\top$ in a second one (denoted as **Conf2**). Thus, the second proposal pdf is always well-located, unlike the first one. The covariance matrix is the same for both proposals, $\Sigma = \sigma^2 \mathbb{I}_2$, and we test several values of σ , i.e., $\sigma \in \{1.25, 1.3, 1.35, 1.4\}$. As alternative scheme we consider the use of the determinist mixture approach proposed in Section 5.1. We compute again the expected number of iterations $E[\tau^*]$ for reaching the modes starting from

$\mathbf{x}_0 = [-6, -6]^\top$ and set $T = 4000$ as length of the chain, in this case. The results are provided in Table 4. We can observe that with the determinist mixture approach the chain is able to jump easily to the regions of high probability of π , unlike with the standard I-MTM scheme. This occurs for every value of σ . With the standard I-MTM scheme the chain remains trapped around \mathbf{x}_0 for several iterations jeopardizing the performance of the algorithm.

Table 3: Expected number of iterations $E[\tau^*]$ required to escape from the region around $\mathbf{x}_0 = [-6, -6]^\top$ with RW-MTM.

Scheme	σ	$\tilde{N} = 50$	$\tilde{N} = 100$	$\tilde{N} = 200$	$\tilde{N} = 500$	$\tilde{N} = 1000$
standard novel	0.5	101.922	165.320	276.454	431.606	601.050
		67.237	72.349	81.253	92.798	88.444
standard novel	0.8	205.299	367.358	612.442	1098.5	1363.1
		49.711	51.557	49.405	49.706	56.145
standard novel	1	237.326	443.080	709.808	784.644	699.614
		43.436	41.236	33.906	37.812	39.270

Table 4: Expected number of iterations $E[\tau^*]$ required to escape from the region around $\mathbf{x}_0 = [-6, -6]^\top$ with I-MTM.

Scheme	Conf	$\sigma = 1.25$	$\sigma = 1.3$	$\sigma = 1.35$	$\sigma = 1.4$
standard novel	1	2967.6	1185.6	128.102	15.610
		7.338	10.198	13.652	10.834
standard novel	2	3015.6	1212.9	139.816	20.548
		10.130	20.454	6.989	15.920

7. Conclusions

In this work, we have described different scenarios where MTM schemes have not the desired behavior, preventing the fast exploration of the state space. These drawbacks cannot be solved simply increasing the computational effort, in terms of used number of tries. We have restricted the description of the problematic cases considering only the importance weights for

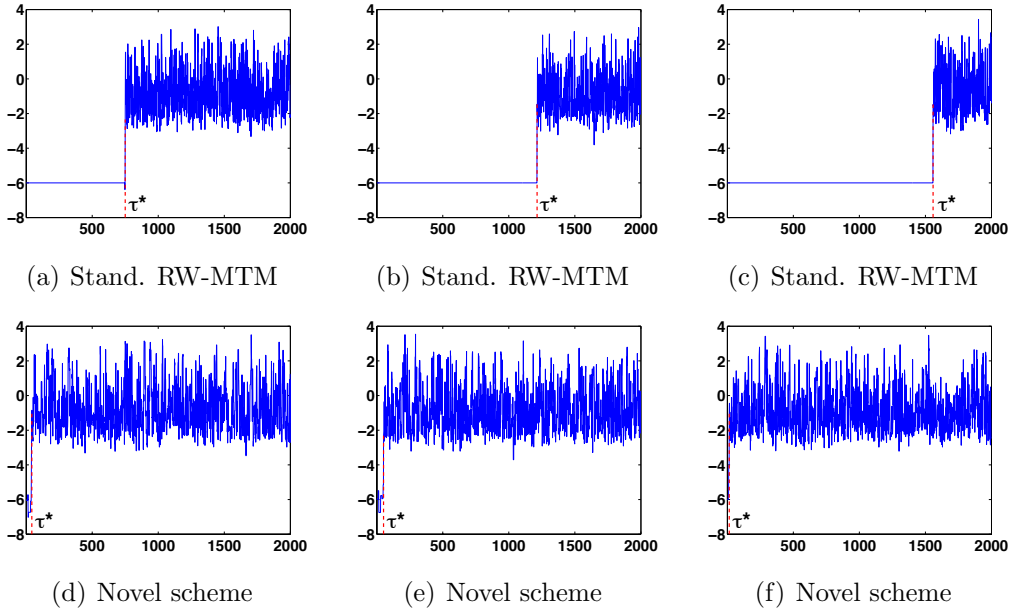


Figure 3: **(a)-(b)-(c)** Realizations of the standard RW-MTM method with **(a)** $N = \tilde{N} = 200$ ($\tau^* = 750$, in this specific run), **(b)** $N = \tilde{N} = 500$ ($\tau^* = 1214$) and **(c)** $N = \tilde{N} = 1000$ ($\tau^* = 1558$). **(d)-(e)-(f)** Realizations of the novel method with **(a)** $\tilde{N} = 200$ ($\tau^* = 43$, in this run), **(b)** $\tilde{N} = 500$ ($\tau^* = 52$) and **(c)** $\tilde{N} = 1000$ ($\tau^* = 15$).

the sake of simplicity, but the issues persist with other generic weight functions. Furthermore, we provide and discuss different solutions that solved the previously described problems, as also shown with numerical simulations.

8. Acknowledgements

This work has been supported by the Grant 2014/23160-6 of Sa?o Paulo Research Foundation (FAPESP) and by the Grant 305361/2013-3 of National Council for Scientific and Technological Development (CNPq).

Appendix A. Alternative weights in I-MTM

Other possible weight functions can be employed within MTM schemes without jeopardizing the ergodicity of the Markov chain. Let us consider the I-MTM scheme in Table 2 using a generic weight function $w_n(\mathbf{x})$, bounded and positive, i.e., $w_n(\mathbf{x}) \geq 0$, for all n . As shown in (Martino and Read,

2013; Pandolfi et al., 2010), the adequate probability for accepting the jump from \mathbf{x}_{t-1} to \mathbf{z}_j in this case is

$$\alpha(\mathbf{x}_{t-1}, \mathbf{z}_j) = \min \left[1, \frac{\pi(\mathbf{z}_j)q_j(\mathbf{x}_{t-1}) W_X}{\pi(\mathbf{x}_{t-1})q_j(\mathbf{z}_j) W_Z} \right], \quad (\text{A.1})$$

where

$$W_Z = \frac{w_j(\mathbf{z}_j)}{\sum_n^N w_n(\mathbf{z}_n)}, \quad W_X = \frac{w_j(\mathbf{x}_{t-1})}{\sum_n^N w_n(\mathbf{z}_n) - w_j(\mathbf{z}_j) + w_j(\mathbf{x}_{t-1})}.$$

If the chosen weights are the importance weights, $w_n(\mathbf{x}) = \frac{\pi(\mathbf{x})}{q_n(\mathbf{x})}$, then Eq. (A.1) coincides with Eq. (12). Moreover, note that, in any case, $0 \leq W_Z \leq 1$ and $0 \leq W_X \leq 1$. As explained in Section 5, in general, it often occurs that $q_j(\mathbf{z}_j) > q_j(\mathbf{x}_{t-1})$ since \mathbf{z}_j whereas \mathbf{x}_{t-1} has been generated from a generic q_k with $k \in \{1, \dots, N\}$. Thus, $\frac{\pi(\mathbf{z}_j)q_j(\mathbf{x}_{t-1})}{\pi(\mathbf{x}_{t-1})q_j(\mathbf{z}_j)}$ tends to be close to zero and as consequence often $\alpha \approx 0$, regardless to the choice of the weight functions. Observe that if we employ the set of proposal pdfs $q_j(\mathbf{x})$'s as a mixture $\psi(\mathbf{x}) = \frac{1}{N} \sum_{n=1}^N q_n(\mathbf{x})$ as suggested in Section 5.1, the problem is solved also in this case.

References

- C. P. Robert and G. Casella. *Monte Carlo Statistical Methods*. Springer, 2004.
- J. S. Liu. *Monte Carlo Strategies in Scientific Computing*. Springer, 2004.
- F. Liang, C. Liu, and R. Caroll. *Advanced Markov Chain Monte Carlo Methods: Learning from Past Samples*. Wiley Series in Computational Statistics, England, 2010.
- J. S. Liu, F. Liang, and W. H. Wong. The multiple-try method and local optimization in metropolis sampling. *Journal of the American Statistical Association*, 95(449):121–134, March 2000.
- N. Metropolis, A. Rosenbluth, M. Rosenbluth, A. Teller, and E. Teller. Equations of state calculations by fast computing machines. *Journal of Chemical Physics*, 21:1087–1091, 1953.

- W. K. Hastings. Monte Carlo sampling methods using Markov chains and their applications. *Biometrika*, 57(1):97–109, 1970.
- D. Frenkel and B. Smit. Understanding molecular simulation: from algorithms to applications. *Academic Press, San Diego*, 1996.
- Z. S. Qin and J. S. Liu. Multi-Point Metropolis method with application to hybrid Monte Carlo. *Journal of Computational Physics*, 172:827–840, 2001.
- R. Casarin, R. Craiu, and F. Leisen. Interacting multiple try algorithms with different proposal distributions. *Statistics and Computing*, 23(2):185–200, 2013.
- Silvia Pandolfi, Francesco Bartolucci, and Nial Friel. A generalization of the Multiple-try Metropolis algorithm for Bayesian estimation and model selection. *Journal of Machine Learning Research (Workshop and Conference Proceedings Volume 9: AISTATS 2010)*, 9:581–588, 2010.
- L. Martino, V. P. Del Olmo, and J. Read. A multi-point Metropolis scheme with generic weight functions. *Statistics & Probability Letters*, 82(7):1445–1453, July 2012.
- R. V. Craiu and C. Lemieux. Acceleration of the Multiple Try Metropolis algorithm using antithetic and stratified sampling. *Statistics and Computing*, 17(2):109–120, June 2007.
- M. Bédard, R. Douc, and E. Mouline. Scaling analysis of multiple-try MCMC methods. *Stochastic Processes and their Applications*, 122:758–786, 2012.
- L. Martino and J. Read. On the flexibility of the design of multiple try Metropolis schemes. *Computational Statistics*, 28(6):2797–2823, December 2013.
- L. Martino, F. Leisen, and J. Corander. On Multiple Try schemes and the Particle Metropolis-Hastings algorithm. *viXra:1409.0051*, 2014.
- L. Martino, V. Elvira, D. Luengo, J. Corander, and F. Louzada. Orthogonal parallel mcmc methods for sampling and optimization. *arXiv:1507.08577*, 2015a.

- E. Veach and L. Guibas. Optimally combining sampling techniques for Monte Carlo rendering. *In SIGGRAPH 1995 Proceedings*, pages 419–428, 1995.
- A. Owen and Y. Zhou. Safe and effective importance sampling. *Journal of the American Statistical Association*, 95(449):135–143, 2000.
- V. Elvira, L. Martino, D. Luengo, and M. Bugallo. Efficient multiple importance sampling estimators. *IEEE Signal Processing Letters*, 22(10):1757–1761, 2015.
- J. M. Cornuet, J. M. Marin, A. Mira, and C. P. Robert. Adaptive multiple importance sampling. *Scandinavian Journal of Statistics*, 39(4):798–812, December 2012.
- L. Martino, V. Elvira, D. Luengo, and J. Corander. An adaptive population importance sampler: Learning from the uncertainty. *IEEE Transactions on Signal Processing*, 63(16):4422–4437, 2015b.
- L. Martino, V. Elvira, D. Luengo, and J. Corander. Layered adaptive importance sampling. *arXiv:1505.04732*, 2015c.
- A. M. Ali, K. Yao, T. C. Collier, E. Taylor, D. Blumstein, and L. Girod. An empirical study of collaborative acoustic source localization. *Proc. Information Processing in Sensor Networks (IPSN07)*, Boston, April 2007.
- W. J. Fitzgerald. Markov chain Monte Carlo methods with applications to signal processing. *Signal Processing*, 81(1):3–18, January 2001.