

Sakata model of hadrons revisited. II. Nuclei and scattering

Eugene V. Stefanovich

2255 Showers drive, Apt. 153, Mountain View, CA 94040, USA

eugene.stefanovich@usa.net

August 3, 2015

Abstract

This article continues our previous study in arXiv:1010.0458. Sakaton interactions potentials are re-optimized. Masses of mesons, baryons, light nuclei and hypernuclei are obtained in a good agreement with experiment. Scattering cross sections (pp , $p\bar{p}$, np , and Λp) appear overestimated, especially at high energies. This suggests that using interaction potentials that are nonsingular at $r = 0$ would lead to a better agreement with experiments. In general, our results indicate that Sakata model may be a promising replacement for the quark model of hadrons.

1 Introduction

Quark model is universally accepted as the foundation of the modern theory of strong nuclear interactions and the entire Standard Model. In spite of its successes, the idea of quarks is vulnerable to criticism as well. For example, the postulated quarks and gluons cannot be directly observed, even in principle. These particles are assumed to possess very unusual properties: fractional electric charges and non-observable color. The mechanism of quark confinement inside mesons and baryons has not been understood yet. Quantum chromodynamics is a non-Abelian gauge quantum field theory. Calculations of even simplest bound states or low-energy scattering processes are notoriously difficult in this approach.

So, one is tempted to ask provocative questions: is the nature of strong interactions bound to be so complicated? are there alternative ways to think about physics of hadrons? One such alternative idea was proposed by S. Sakata in 1956 [1], i.e., long before the advent of the quark model. The beauty of the Sakata model was that

the number of arbitrary assumptions was reduced to a minimum there. Elementary constituents (sakatons) were chosen to be the familiar proton (p), neutron (n), and Lambda-hyperon (Λ).¹ If one assumes² that sakaton-antisakaton interaction potentials are strongly attractive, but sakaton-sakaton and sakaton-antisakaton potentials are equally repulsive, then one can describe the mass spectrum of hadrons in a remarkable agreement with observations even without full quantum mechanical calculations [3, 4]. For example, in the Sakata model the pion is identified with a sakaton-antisakaton bound state $\pi^- = n\bar{p}$, so that its mass is composed from the masses of constituents $m(n) = m(\bar{p}) = 940 \text{ MeV}/c^2$ and the energy of their attraction. The latter can be estimated from the known value $m(\pi^-) = 140 \text{ MeV}/c^2$ as $V(n, \bar{p}) \approx -1740 \text{ MeV}$, so that

$$m(\pi^-) = m(n\bar{p}) = m(n) + m(p) + V(n, \bar{p})/c^2 = 940 + 940 - 1740 = 140 \text{ MeV}/c^2$$

Assuming that n and p have equal interaction strengths with Λ ,³ one can immediately evaluate the mass of the Σ^- baryon⁴

$$\begin{aligned} m(\Sigma^-) &= m(\Lambda n\bar{p}) = m(\Lambda) + m(n) + m(p) + V(\Lambda, n)/c^2 + V(\Lambda, \bar{p})/c^2 + V(n, \bar{p})/c^2 \\ &= 1116 + 940 + 940 - 1740 = 1256 \text{ MeV}/c^2 \end{aligned}$$

Of course, one cannot expect this simplistic approach to work in all cases. For example, in addition to explaining the stability of the famous $\Omega^- = \Lambda\Lambda\bar{p}\bar{n}$ particle, the Matumoto mass formula [3, 4] incorrectly predicted the same masses and stabilities for two other members of the triplet $\Omega^{--} = \Lambda\Lambda\bar{p}\bar{p}$ and $\Omega^0 = \Lambda\Lambda\bar{n}\bar{n}$, which have not been observed.

In our previous publication [2] we tried to go beyond the simple mass formula. We designed a set of inter-sakaton potentials and calculated masses of multisakaton bound states by numerical solution of corresponding Schrödinger equations. A good agreement was obtained with the mass spectrum and stabilities of known mesons and baryons. However, there were also two areas where our previous results appeared inadequate:

1. When attempting to model particle collisions, we found that scattering cross sections of hadrons were overestimated by several orders of magnitude.

¹In this work we consider only systems possessing up, down, and strange flavors. By adding the fourth elementary hadron Λ_c^+ , one can extend the Sakata model to charmed particles as well [2].

²in analogy with electrostatic interactions between charges

³e.g., $V(\Lambda, n) = -V(\Lambda, \bar{p})$

⁴the experimental value is $m(\Sigma^-) = 1189 \text{ MeV}/c^2$

2. Our pn , pp and nn potentials were completely repulsive, so they could not explain the binding of protons and neutrons in nuclei.

In this work we decided to recalibrate sakaton interaction potentials for better description of these two important aspects.

2 Theory and computational details

2.1 Model Hamiltonian

In our opinion, it should be possible to build theory of strong interactions based on the idea of point particles interacting by instantaneous forces. This belief is supported by the success of the “dressed particle” approach to relativistic quantum field theories [5, 6, 7], where fields are replaced by directly interacting particles, while all scattering properties and bound state energies are preserved and no renormalization is needed.

Thus we describe an interacting \mathcal{N} -sakaton system by the approximate non-relativistic Hamiltonian

$$H = \sum_{i=1}^{\mathcal{N}} m_i c^2 + \sum_{i=1}^{\mathcal{N}} \frac{p_i^2}{2m_i} + \sum_{i<j}^{\mathcal{N}} V_{ij}(r_{ij}) \quad (1)$$

where $\mathbf{p}_i, r_{ij} \equiv |\mathbf{r}_i - \mathbf{r}_j|$ are momenta of the sakatons and their relative distances, respectively. Masses m_i of sakatons are shown in Table 1.

Table 1: Model properties of sakatons.

sakaton symbol	Mass MeV/ c^2	Electric charge	Strangeness	Spin
n	940	0	0	1/2
p	940	1	0	1/2
Λ	1116	0	-1	1/2

Interaction potentials are modeled as superpositions of three Yukawa functions

$$V_{ij}(r) = A_{ij} z_i z_j \frac{e^{-\alpha_{ij} r}}{r} + B_{ij} \frac{e^{-\beta_{ij} r}}{r} + C_{ij} z_i z_j \frac{e^{-\gamma_{ij} r}}{r} \quad (2)$$

where $z_i = +1$ for sakatons and $z_i = -1$ for antisakatons. Optimized parameters of these potentials are collected in Table 2. Interaction (2) consists of three parts: the first term is of the Matumoto type. It corresponds to attraction in sakaton-antisakaton

pairs ($z_i z_j = -1$) and equal repulsion in sakaton-sakaton and antisakaton-antisakaton pairs ($z_i z_j = 1$). Our preliminary tests indicated that this interaction alone was inadequate as it systematically overestimated binding and thus predicted stability of many nonexistent species. Some extra repulsion is added by the second term. The third term is designed to represent the (relatively) long-range ($r \approx 1 \text{ fm}$) nucleon-nucleon attraction in nuclei [2].

Table 2: Parameters of sakaton-sakaton interaction potentials (2) optimized in this work.

	A MeV·fm	α fm ⁻¹	B MeV·fm	β fm ⁻¹	C MeV·fm	γ fm ⁻¹
$p - p$	2137	8.2	1119	10.04	-12	0.125
$n - n$	2137	8.2	1119	10.04	-12	0.125
$p - n$	1610	7.02	886.6	14.55	-18.6	0.106
$p - \Lambda$	1334	7.245	386.8	10.726	-21	0.25
$n - \Lambda$	1334	7.245	386.8	10.726	-21	0.25
$\Lambda - \Lambda$	709	9.13	500	11.15	-22	0.30

As an example, in Fig. 1 we show the proton-proton interaction potential (thick full line) whose general shape is familiar from textbooks in nuclear physics. The proton-neutron potential (thin full line) has a similar shape, but the attractive well at $r \approx 1 \text{ fm}$ is somewhat deeper, so that a bound state of the deuteron (pn) can be supported (see Table 5). The proton-antiproton ($p\bar{p}$) interaction (broken line) is almost a mirror image of the pp potential. Other sakaton-antisakaton potentials have similar shapes. Their strong attraction at $r < 0.5 \text{ fm}$ is responsible for holding mesons and baryons together.

Note that in our model p and n sakatons have equal masses and the same interaction parameters. This implies that all calculated properties (e.g., masses and scattering cross-sections) are invariant with respect to simultaneous sakaton replacements $p \leftrightarrow n$.

2.2 Bound state calculations

Bound state energies of multisakaton systems were calculated using the stochastic variational method of Varga and Suzuki [8, 9]. The FBS computer program [10] was downloaded from the CPC Program Library (Queen's University of Belfast, N. Ireland). Only ground states with the lowest total spin ($s = 0$ for bosons and $s = 1/2$ for fermions) and zero orbital momentum were considered here. The basis set size depended on the number of sakatons in the system. For mixed sakaton-antisakaton species with particle numbers $\mathcal{N} = 2, 3, 4, 5$ the basis size was $K = 50, 220, 250,$ and 800 , respectively. For sakaton-only species (i.e., nuclei) the basis size $K = 50$

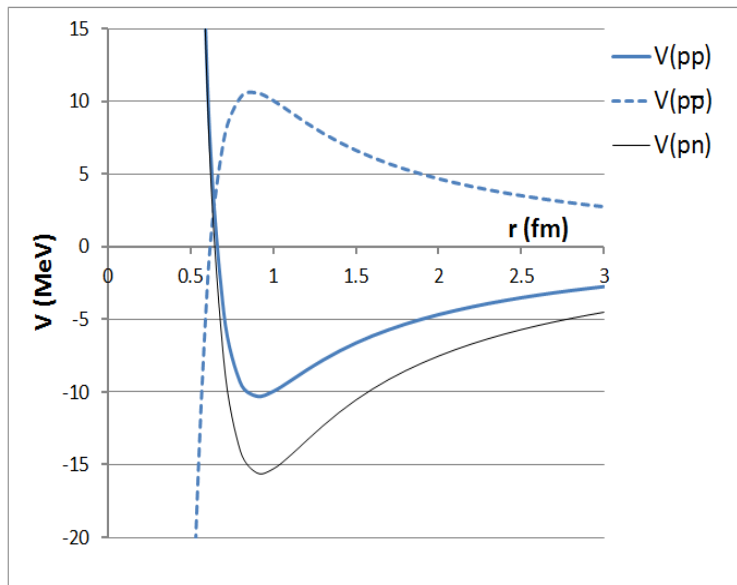


Figure 1: Interaction potentials: proton-proton (thick full line), proton-neutron (thin full line), and proton-antiproton (broken line).

was independent on the number of particles. For other computational parameters [10] we used values $M_0 = 10$, $K_0 = 50$, $b_{min} = 10^{-6}$, and $b_{max} = 10$ adjusted for optimal balance between accuracy and the speed of convergence.

2.3 Scattering calculations

Scattering calculations were performed in the first Born approximation [11, 12]. For scattering of two particles with momenta $\mathbf{p}_1 = -\mathbf{p}_2 \equiv \mathbf{p}_{c.m.}$ in the center-of-mass frame the differential cross section was calculated as⁵

$$\frac{d\sigma}{d\Omega} = \frac{(2\pi)^4 \hbar^2}{c^4 \left(\frac{1}{E_1(p_{c.m.})} + \frac{1}{E_2(p_{c.m.})} \right)^2} |T_B(\mathbf{k})|^2 \quad (3)$$

where $E_i(p) \equiv \sqrt{m_i^2 c^4 + p^2 c^2}$ are energies of the colliding particles, $\mathbf{k} \equiv \mathbf{p}'_1 - \mathbf{p}_1$ is the transferred momentum and the matrix element T_B is the Fourier transform of the interaction potential⁶

⁵see equation (3.149) in [12]

⁶In this work we will study only collisions of elementary sakatons and antisakatons, so the potential $V(\mathbf{r})$ here is one of the spherically symmetric functions $V_{ij}(r)$ from (2). Corresponding Fourier integrals can be easily evaluated through elementary functions.

$$T_B(\mathbf{k}) = \frac{1}{(2\pi\hbar)^3} \int d\mathbf{r} e^{i\mathbf{k}\mathbf{r}} V(\mathbf{r}) \quad (4)$$

For comparison with experiments it was convenient to rewrite $d\sigma/d\Omega$ as a function of invariant Mandelstam variables $s \equiv (\tilde{p}_1 + \tilde{p}_2)^2$ and $t \equiv (\tilde{p}_1 - \tilde{p}'_1)^2$, which have simple meanings in the center of mass frame

$$\begin{aligned} s &= (E_1(p_{c.m.}) + E_2(p_{c.m.}))^2 \\ t &= -c^2 k^2 = 2c^2 p_{c.m.}(\cos\theta - 1) \end{aligned} \quad (5)$$

where θ is the scattering angle (between vectors \mathbf{p}'_1 and \mathbf{p}_1). Taking into account (5) and $d\Omega = 2\pi d(\cos\theta)$, we obtain (in the case of equal masses $m_1 = m_2 = m$)

$$\frac{d\sigma}{dt} = \frac{d\sigma}{d\Omega} \cdot \frac{2\pi}{dt/d(\cos\theta)} = \frac{d\sigma}{d\Omega} \cdot \frac{\pi}{c^2 p_{c.m.}^2} = \frac{d\sigma}{d\Omega} \cdot \frac{4\pi}{s - 4m^2 c^2} \quad (6)$$

The total elastic cross section was calculated by integrating the differential cross section (3) on angles

$$\sigma_{elastic}(p_{c.m.}) = 2\pi \int_0^\pi \sin\theta d\theta \frac{d\sigma}{d\Omega} \quad (7)$$

For easier comparison with experiments we switched to the laboratory reference frame⁷ and expressed $\sigma_{elastic}$ as a function of the “lab frame” momentum of the incoming particle⁸

$$p_{lab} = p_{c.m.} \sqrt{s}/(m_2 c)$$

So, in the case of equal masses, the lab frame cross section was obtained by replacing $p_{c.m.}^2 \rightarrow (mc\sqrt{m^2 c^2 + p_{c.m.}^2} - m^2 c^2)/2$ in formula (7).

Our calculations for both binding energies and cross sections were, of course, approximate as they ignored important relativistic and high order perturbation corrections. Nevertheless, we believe that most significant physical effects were captured by this model, and the results could be trusted within order of magnitude.

⁷where the “target” particle 2 is at rest

⁸see eq. (46.36) in [13]

3 Results

3.1 Bound states of sakatons

As we discussed above, according to the Sakata model, all mesons and baryons, except p , n , and Λ^0 , are in fact composite systems built from the above elementary sakatons and antisakatons. Atomic nuclei can be also regarded as multisakaton bound states. So, the first challenge for our model was to explain the stability⁹ pattern of simplest compound systems listed in Table 3.

Table 3: Summary table of compound hadrons considered in this work. Notation: $\sigma = (p, n, \Lambda)$ stands for all sakatons; $\nu = (p, n)$ stands for nucleons.

Sakaton composition	Particle type	Comments	see Table
$\sigma\bar{\sigma}$	simple mesons	all stable except $\Lambda\bar{\Lambda}$	4
$\sigma\sigma\bar{\sigma}\bar{\sigma}$	tetrasakaton mesons	all unstable	
$\sigma\sigma\bar{\sigma}$	simple baryons	all unstable except Σ and Ξ	4
$\sigma\sigma\sigma\bar{\sigma}\bar{\sigma}$	pentasakaton baryons	all unstable except Ω^-	4
$\nu\nu\dots\nu$	nuclei		5
$\nu\Lambda, \Lambda\Lambda, \nu\nu\Lambda, \nu\Lambda\Lambda$	hypernuclei		6

As shown in Table 4, masses of light stable mesons and baryons are reproduced reasonably well in our model. In agreement with experiment, no stable tetrasakaton mesons were found and the only stable pentasakaton baryon is the $\Omega^- = \Lambda\Lambda\Lambda\bar{p}\bar{n}$ particle.

As we mentioned in subsection 2.1, our potentials (2) can describe nucleon-nucleon binding in atomic nuclei. Indeed, results presented in Table 5 demonstrate that the nuclear stability pattern is represented fairly well up to the ${}^6\text{Be}$ nucleus. However, the nuclear binding energies are systematically underestimated, which indicates that pp , pn , and nn attractions are probably too low in our model.¹⁰

Similar results are presented in Table 6 for hypernuclei, i.e., nuclei where one or more neutrons are replaced by Λ^0 particles. Our model correctly predicts the absence of $p\Lambda$, $n\Lambda$, and $\Lambda\Lambda$ bound states. However, the binding energy of the ${}^3_\Lambda H$ species is underestimated, and the model predicts positive binding of several non-existent hypernuclei. This indicates that our optimized interaction parameters in Table 2 are not well balanced.

⁹We are interested only in stability with respect to strong interactions. Particles experiencing weak and/or electromagnetic decays are regarded as stable here.

¹⁰For some species shown in the Table, our calculations did not converge, probably due to numerical instability of the FORTRAN code.

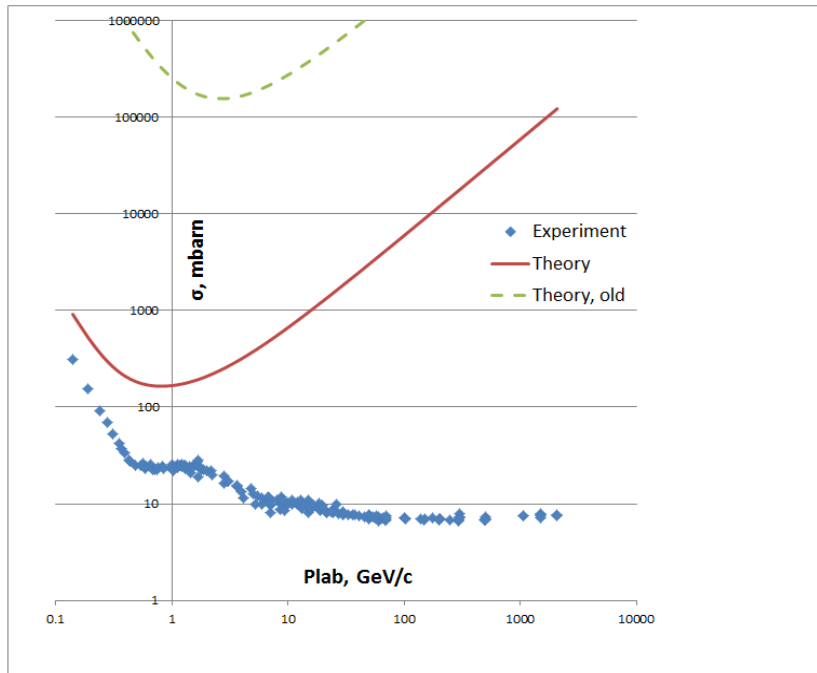


Figure 2: Total elastic cross section for pp collisions. Experimental data from [13]. "Old" theory from [2].

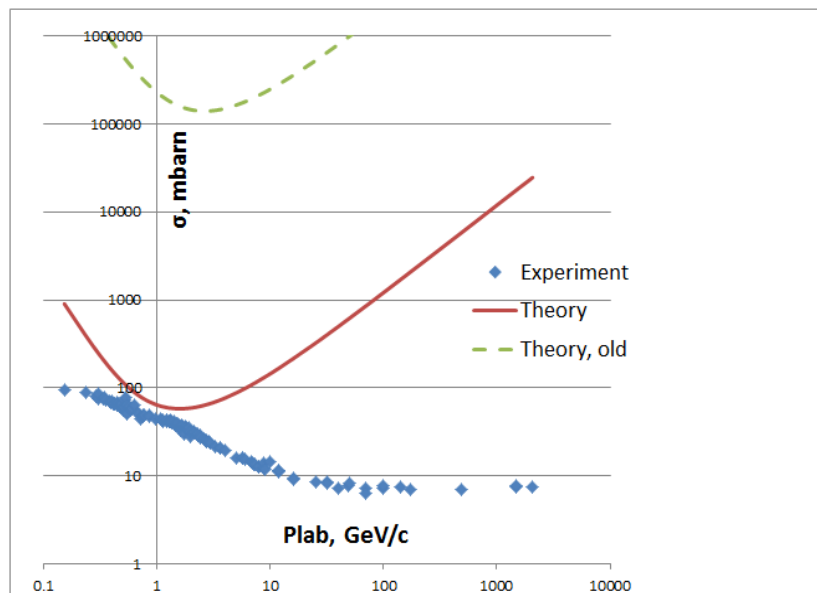


Figure 3: Total elastic cross section for $p\bar{p}$ collisions. Experimental data from [13]. "Old" theory from [2].

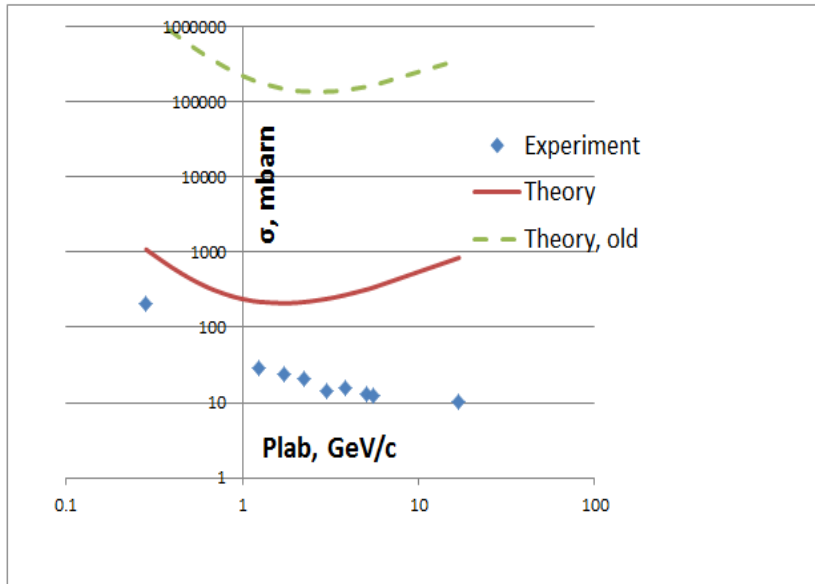


Figure 4: Total elastic cross section for np collisions. Experimental data from [13]. "Old" theory from [2].

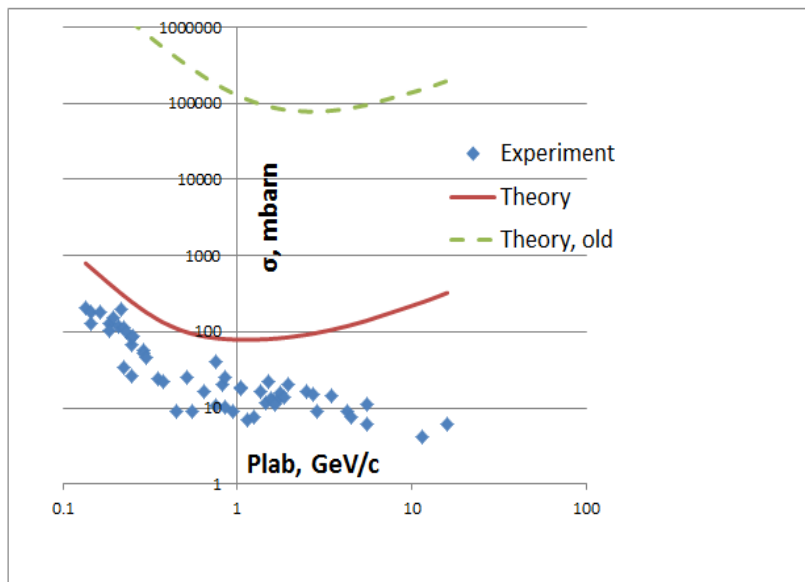


Figure 5: Total elastic cross section for Λp collisions. Experimental data from [13]. "Old" theory from [2].

Table 4: Stable compound mesons and baryons

Stable particle	Sakaton composition	Calc. mass MeV/c^2	Exp. mass MeV/c^2	Calc. Binding energy (MeV)	Exp. Binding energy (MeV)
π^0	$(p\bar{p}, n\bar{n})$	323.99	135	1556.01($\rightarrow p + \bar{p}$)	1733 ($\rightarrow p + \bar{n}$)
π^+	$p\bar{n}$	338.21	140	1541.79($\rightarrow p + \bar{n}$)	1734 ($\rightarrow p + \bar{n}$)
π^-	$n\bar{p}$	338.21	140	1541.79($\rightarrow n + \bar{p}$)	1734 ($\rightarrow n + \bar{p}$)
K^0	$\Lambda\bar{n}$	499.46	498	1556.54($\rightarrow \Lambda + \bar{n}$)	1558 ($\rightarrow \Lambda + \bar{n}$)
K^-	$\Lambda\bar{p}$	499.46	494	1556.54($\rightarrow \Lambda + \bar{p}$)	1556 ($\rightarrow \Lambda + \bar{p}$)
Σ^0	$(\Lambda p\bar{p}, \Lambda n\bar{n})$	1428.13	1193	11.33($\rightarrow p + \Lambda\bar{p}$)	58 ($\rightarrow \Lambda + p\bar{p}$)
Σ^+	$\Lambda p\bar{n}$	1400.47	1189	38.99($\rightarrow p + \Lambda\bar{n}$)	67 ($\rightarrow \Lambda + p\bar{n}$)
Σ^-	$\Lambda n\bar{p}$	1400.47	1189	38.99($\rightarrow n + \Lambda\bar{p}$)	67 ($\rightarrow \Lambda + n\bar{p}$)
Ξ^0	$\Lambda\Lambda\bar{n}$	1231.32	1315	388.14 ($\rightarrow \Lambda + \Lambda\bar{n}$)	299 ($\rightarrow \Lambda + \Lambda\bar{n}$)
Ξ^-	$\Lambda\Lambda\bar{p}$	1231.32	1322	388.14 ($\rightarrow \Lambda + \Lambda\bar{p}$)	288 ($\rightarrow \Lambda + \Lambda\bar{p}$)
Ω^-	$\Lambda\Lambda\Lambda\bar{p}\bar{n}$	1720.95	1672	9.83($\rightarrow \Lambda\Lambda\bar{n} + \Lambda\bar{p}$)	137 ($\rightarrow \Lambda\Lambda\bar{n} + \Lambda\bar{p}$)

3.2 Elastic scattering

Total elastic cross sections for pp , $p\bar{p}$, np , and Λp collisions are shown in Figs. 2, 3, 4, and 5, respectively. Note that agreement with experiments has improved significantly since our earlier attempts [2], but even the latest calculated $\sigma_{elastic}$ are overestimated by several orders of magnitude, especially at high collision energies.

4 Discussion and conclusions

In spite of some deviations, meson, baryon, and nuclear stability patterns are reproduced quite well in our studies. The most remarkable is that our model predicts positive binding energies for all existing mesons and baryons, while dozens of exotic $\sigma\sigma\bar{\sigma}\bar{\sigma}$ and $\sigma\sigma\sigma\bar{\sigma}$ species turn out to be unstable in calculations. This is a strong indication that sakaton potentials optimized here as well as the Sakata model itself do capture some important aspects of the physics of hadrons.

The most troublesome are calculated elastic scattering cross sections that deviate significantly from experiments, as shown in Figs. 2 - 5. To understand this behavior, we can turn to differential cross sections for pp collisions at $\sqrt{s} = 19.4 GeV$ shown in Fig. 6. According to (3), (4), and (5), the differential cross section $d\sigma/dt$ as a function of the transferred momentum $\sqrt{-t}/c$ is proportional to the Fourier transform (4) of $V(r)$. Thus all features on the graph 6 should be traceable to their origins in the shape of the position-space interaction potential. For example, the characteristic dip on the theoretical $d\sigma/dt(t)$ curve at $t \approx -0.1 GeV^2$ has its explanation in the fact that the pp

Table 5: Binding energies (with respect to complete dissociation) of nuclei.

Sakaton composition	Nuclear symbol	Exp. binding energy (MeV) [14]	Calc. binding energy (MeV)
pp		0	0
pn	${}^2\text{H}$	2.22	0.44
nn		0	0
ppp		0	diverged
ppn	${}^3\text{He}$	7.72	1.75
pnn	${}^3\text{H}$	8.48	1.75
nnn		0	diverged
$pppp$		0	0
$pppn$	${}^4\text{Li}$	4.62	1.10
$ppnn$	${}^4\text{He}$	28.30	1.08
$pnnn$	${}^4\text{H}$	5.50	1.10
$nnnn$		0	0
$ppppp$		0	diverged
$ppppn$		0	0
$ppppn$	${}^5\text{Li}$	26.33	5.23
$ppnnn$	${}^5\text{He}$	27.41	5.23
$pnnnn$	${}^5\text{H}$	1.08	0
$nnnnn$		0	diverged
$pppppp$		0	0
$pppppn$		0	0
$ppppnn$	${}^6\text{Be}$	26.92	9.10
$ppppnn$	${}^6\text{Li}$	31.99	10.84
$ppnnnn$	${}^6\text{He}$	29.27	9.10
$pnnnnn$	${}^6\text{H}$	5.78	0
$nnnnnn$		0	0

potential (see Fig. 1) changes its sign around $r \approx 0.65 \text{ fm}$ from repulsive to attractive. It is likely that a similar dip on the experimental curve has the same nature, though it is shifted to higher momenta ($t \approx -1.5 \text{ GeV}^2$) with respect to our result.

The largest discrepancies are at high transferred momenta. Experimental values drop sharply at $t < -0.1 \text{ GeV}^2$, but our calculated cross section remains almost constant there, which is the reason for overestimation of the total elastic cross section in our model. This slow asymptotic decline of the Fourier transform ($d\sigma/dt$) reflects singular character of the position-space interaction potential (2) at $r = 0$. So, it is reasonable to assume that a better agreement with scattering data can be achieved if, instead of Yukawa-type potentials (2), we choose non-singular sakaton-sakaton interac-

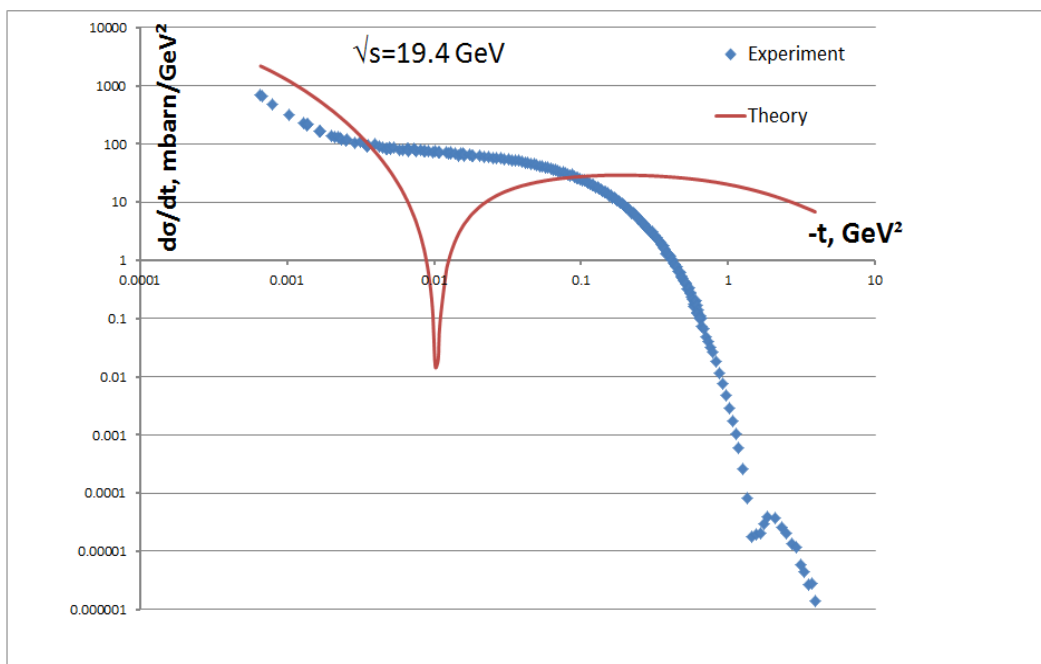


Figure 6: Differential cross section $d\sigma/dt$ for elastic pp collisions at $\sqrt{s} = 19.4$ GeV. Experimental data from [16].

Table 6: Binding energies (with respect to complete dissociation) of hypernuclei.

Sakaton composition	Nuclear symbol	Exp. Binding energy (MeV) [15]	Calc. Binding energy (MeV)
$p\Lambda$		0	0
$n\Lambda$		0	0
$\Lambda\Lambda$		0	0
$pp\Lambda$		0	0.52
$pn\Lambda$	${}^3_{\Lambda}H$	2.35	1.30
$nn\Lambda$		0	0.52
$p\Lambda\Lambda$		0	0.72
$n\Lambda\Lambda$		0	0.72
$\Lambda\Lambda\Lambda$		0	diverged

tions, like $V(r) \propto e^{-\alpha r}$ or $V(r) \propto e^{-\alpha r^2}$. Parameter optimization for such interactions is currently underway.

The author is grateful to Dr. A. V. Shebeko for enlightening discussions, critical comments, and continuing support.

References

- [1] S. Sakata, “On a composite model for the new particles,” *Prog. Theor. Phys.*, vol. **16**, p. 686, 1956.
- [2] E. V. Stefanovich, “Sakata model of hadrons revisited,” 2010. arXiv:1010.0458v1.
- [3] K. Matumoto, “Some consequences of the compound hypothesis for elementary particles,” *Prog. Theor. Phys.*, vol. **16**, p. 583, 1956.
- [4] K. Matumoto, S. Sawada, Y. Sumi, and M. Yonezawa, “Mass formula in the Sakata model,” *Prog. Theor. Phys. Suppl.*, vol. **19**, p. 66, 1961.
- [5] E. V. Stefanovich, “Relativistic quantum dynamics,” 2005. arXiv:physics/0504062v17.
- [6] A. V. Shebeko and M. I. Shirokov, “Unitary transformations in quantum field theory and bound states,” *Phys. Part. Nucl.*, vol. **32**, p. 15, 2001. arXiv:nucl-th/0102037v1.

- [7] I. Dubovyk and O. Shebeko, “The method of unitary clothing transformations in the theory of nucleon–nucleon scattering,” *Few-Body Systems*, vol. **48**, p. 109, 2010.
- [8] K. Varga and Y. Suzuki, “Precise solution of few-body problems with the stochastic variational method on a correlated Gaussian basis,” *Phys. Rev. C*, vol. **52**, p. 2885, 1995.
- [9] Y. Suzuki and K. Varga, *Stochastic variational approach to quantum-mechanical few-body problems*. Berlin, Heidelberg: Springer-Verlag, 1998.
- [10] K. Varga and Y. Suzuki, “Solution of few-body problems with the stochastic variational method. I. Central forces with zero orbital momentum,” *Comp. Phys. Comm.*, vol. **106**, p. 157, 1997.
- [11] J. R. Taylor, *Scattering Theory: The quantum theory of nonrelativistic collisions*. New York: Dover, 2006.
- [12] M. L. Goldberger and K. M. Watson, *Collision theory*. New York: J. Wiley & Sons, 1964.
- [13] K. A. Olive et al. (Particle Data Group), “Review of particle physics,” *Chin. Phys. C*, vol. **38**, p. 090001, 2014. <http://pdg.lbl.gov/xsect/contents.html>.
- [14] G. Audi and A. H. Wapstra, “The 1993 atomic mass evaluation. (I) Atomic mass table,” *Nucl. Phys. A*, vol. **565**, p. 1, 1993.
- [15] C. Samanta, P. R. Chowdhury, and D. N. Basu, “Generalized mass formula for non-strange and hyper nuclei with SU(6) symmetry breaking,” *J. Phys. G*, vol. **32**, p. 363, 2006. arXiv:nucl-th/0504085.
- [16] J. Cudell, A. Lengyel, and E. Martynov, “The soft and hard Pomerons in hadron elastic scattering at small t ,” *Phys. Rev. D*, vol. **73**, p. 034008, 2006. arXiv:hep-ph/0511073; <http://www.theo.phys.ulg.ac.be/~cudell/data/>.