

Introducing Spin

A New Field of Mathematical Physics

Doug Jensen

Abstract

Imaginary numbers were introduced into our number system without a mathematical foundation. Because there was no explicit guide showing how to relate real and imaginary numbers, arbitrary assumptions were made. While those assumptions allowed us to successfully work with imaginary numbers, some distortions and limitations in our concepts occurred.

Spin is based on a new conception of imaginary numbers. This new conception has a solid mathematical foundation.

Many spin concepts were already in our number system. The power series (for e^x , $\cos x$, and $\sin x$) and the Schrodinger equation are all spin equations. This work explains them in terms of spin, a new field of mathematical physics.

This paper:

1. Introduces unitary circles - circles with the property of spin
2. Redefines the imaginary number system (based on unitary circles)
 - (a) Including imaginary functions
 - (b) A new definition of i
3. Introduces spin (based on imaginary numbers)
 - (a) Euler's spin equations
 - (b) Euler's identity explained with spin terms
 - (c) Euler's formula completed
4. Using spin concepts to compute energy
 - (a) Basic energy equations
 - (b) The Schrodinger equation
 - (c) Another energy equation

1 A New Concept of Imaginary Numbers

1.1 Background

Imaginary numbers were first introduced into our number system with only a vague and ambiguous definition ($i = \sqrt{-1}$). But what are imaginary numbers? Real numbers represent real objects, but what do imaginary numbers represent? Imaginary numbers can not be found on the real number line, so where do they “live”? How do they interface with real numbers?

Descartes was uncomfortable with the constant i (sometimes called j), because there was no way to conceptualize what it meant to be the square root of -1, and also because there were no practical applications (at that time) that used this constant. In his book *La Géométrie* in 1637, he disparagingly coined the term "imaginary numbers", suggesting they were not real numbers.

Ironically, the diagrams used today to represent imaginary numbers are based on Descartes' Cartesian coordinate system. Argand diagrams use the x axis to represent real numbers and the y axis to represent imaginary numbers. Since the coordinate points on these diagrams have both a real component and an imaginary component, these numbers are said to be complex. Similarly, the intersection of the real and imaginary axes are sometimes referred to as the complex plane.

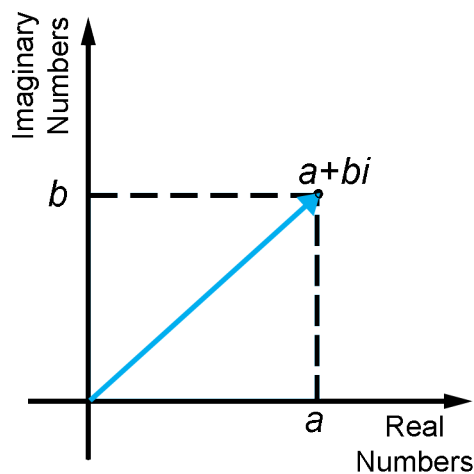


FIGURE 1: Argand Diagram

1.2 Competing Definitions of i

Early in the 20th century, it was discovered that i was a constant of nature - a real application was found for imaginary numbers! However today, there are still at least three different competing definitions/conceptions of i :

1. One view says i is defined as a shorthand symbol for working with negative square roots - and nothing more.
2. Another view (described above in the background) is that i is a constant of nature, and that imaginary numbers form a linear dimension that intersects the real number line.
3. A different view is that i is a constant of nature, but it is limited to one of four points on a circle.

If we want the consistency and certainty of our real number system to extend to include imaginary numbers, then we need to know precisely and unambiguously how imaginary numbers relate to real numbers. Imaginary numbers as they are currently defined are invalid - they are vague and there is no mathematical bridge explicitly linking real and imaginary terms.

We need to know conceptually and mathematically how imaginary and real numbers relate. Yet the constant i is not decipherable and there are no mathematical operations or properties that allow us to relate imaginary numbers to real numbers. Without a way to relate real and imaginary numbers, terms such as $3i$ are mathematically meaningless - and not valid numbers.

All we know is that an imaginary number squared (whatever that means) yields -1 .

1.3 Bridging Real and Imaginary Numbers

This material shows that conceptually i is a quarter of a turn on a circle. This concept is not new, but now it has evolved into the foundation for the property of spin.

Spin equations are complex and they generate answers that contain a mixture of real and imaginary terms. When a spin equation is “paired” with its complex conjugate, the complex terms in the answer always appear with their conjugate and cancel out. This means “pairing” a complex spin equation with its conjugate yields an all real answer. This is the mathematical foundation linking imaginary and real numbers.

Note that we still have no way to relate i with a real number. So every point on the complex plane is still invalid. But we don't need to know how i directly relates to real numbers, because we know how to combine two imaginary numbers to get a real number.

2 Imaginary Number System

2.1 Unitary Circles

Unitary circles model the property of spin. They start at the origin with a value of 1, and spin around (a full revolution) in one, two, or four steps. What makes them all unitary circles is the characteristic that the step unit, raised to the number of steps, equals one.

Types of Unitary Circles

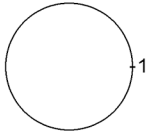
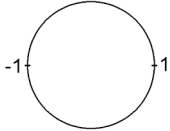
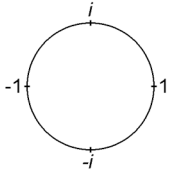
Number of Steps	Unitary Circle	Step Unit	Unitary Formula
1		1	$1^1 = 1$
2		-1	$-1^2 = 1$
4		i	$i^4 = 1$

FIGURE 2: Unitary circles

The last circle, with a step unit of i , is called the imaginary number circle.

2.2 Imaginary Number Circle

The imaginary number circle is a unitary circle. It has the property of spin, and i is the step unit. It can be graphically represented with the expressions i^n and i^{-n} .

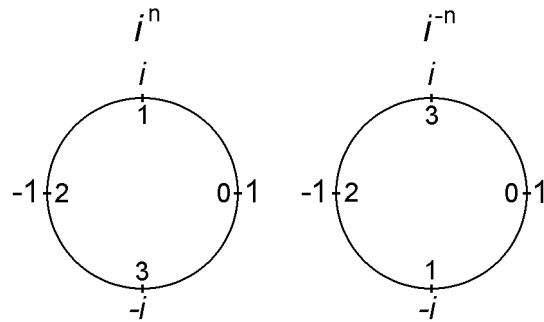


FIGURE 3: The imaginary number circle

The expression i^n starts at the origin (with a step number of 0), and steps around the circle in a counterclockwise direction. This endless looping process is spin. Similarly, the expression i^{-n} starts at the origin, but steps around the circle in a clockwise direction.

2.3 Complex Conjugates

The expressions i^n and i^{-n} generate both real and complex terms. It is therefore problematic to use either one of these expressions in formulas, because real world problems can not be solved with imaginary solutions (there is no way to interpret the result).

However i^n and i^{-n} are complex conjugates. The real terms add together and the complex terms cancel out. We can see in the table below that no matter what value n has, $i^n + i^{-n}$ always yields a real value (either 2, 0, or -2).

i^n Paired With i^{-n}

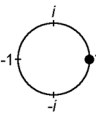
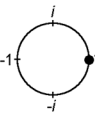
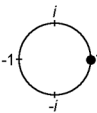
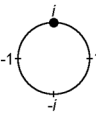
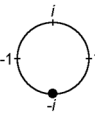
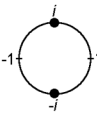
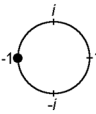
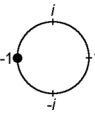
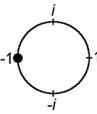
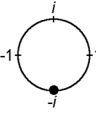
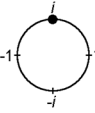
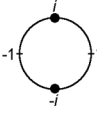
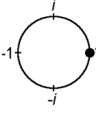
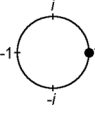
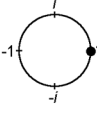
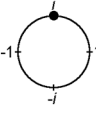
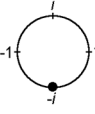
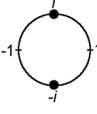
n	i^n	i^{-n}	Pair	Value
0				2
1				0
2				-2
3				0
4				2
5				0

FIGURE 4: Complex conjugates paired together

2.4 Imaginary Spin Functions

The exponential function e^x represents basic spin and it is a “real” expression. e^{ix} is a complex spin expression - a basic spin equation with an i which oscillates the polarity. The expression i^n is equivalent to e^{ix} , when it is used in imaginary formulas (this form of equivalence is related to the cyclical nature of the \cos function).

$$e^x = \sum_{n=0}^{\infty} \frac{x^n}{n!} \quad (1)$$

$$e^{ix} = \sum_{n=0}^{\infty} \frac{i^n x^n}{n!} \equiv \sum_{n=0}^{\infty} i^n \quad (2)$$

$$\cos x = \sum_{n=0}^{\infty} \frac{e^{ix} + e^{-ix}}{2} \equiv \sum_{n=0}^{\infty} \frac{i^n + i^{-n}}{2} \quad (3)$$

In the table below we have taken the first four derivatives of the \cos function and its imaginary and complex formulas. To find the derivative of an imaginary formula we divide the entire formula by i . To determine the derivative of a complex formula we take the derivative of each term in the formula. Note the values repeat every four derivatives (they are spinning).

Derivative	Function	Imaginary formula	Complex formula
0	$\cos x$	$(i^n + i^{-n})/2$	$(e^{ix} + e^{-ix})/2$
1	$-\sin x$	$(i^n + i^{-n})/2i$	$(ie^{ix} - ie^{-ix})/2$
2	$-\cos x$	$(i^n + i^{-n})/2ii$	$(-e^{ix} - e^{-ix})/2$
3	$\sin x$	$(i^n + i^{-n})/2iii$	$(-ie^{ix} + ie^{-ix})/2$
4	$\cos x$	$(i^n + i^{-n})/2$	$(e^{ix} + e^{-ix})/2$

2.5 Euler's Spin Equations

Leonard Euler wrote the power series not knowing that they were spin equations.

$$\cos x = \frac{x^0}{0!} - \frac{x^2}{2!} + \frac{x^4}{4!} - \frac{x^6}{6!} + \frac{x^8}{8!} - \frac{x^{10}}{10!} + \dots \quad (4)$$

$$\sin x = \frac{x^1}{1!} - \frac{x^3}{3!} + \frac{x^5}{5!} - \frac{x^7}{7!} + \frac{x^9}{9!} - \frac{x^{11}}{11!} + \dots \quad (5)$$

$$e^x = \frac{x^0}{0!} + \frac{x^1}{1!} + \frac{x^2}{2!} + \frac{x^3}{3!} + \frac{x^4}{4!} + \frac{x^5}{5!} + \dots \quad (6)$$

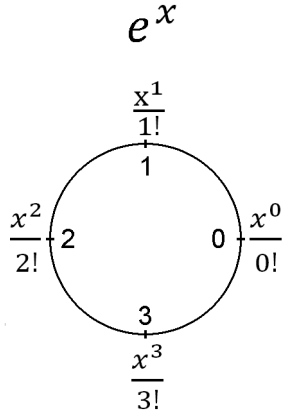
The exponential function (e^x)

The most fundamental spin equation is e^x .

$$e^x = \sum_{i=0}^{\infty} \frac{x^n}{n!} \quad (7)$$

e^x can be graphically represented by starting at the origin ($n = 0$) and stepping counter clockwise around the circle (spinning). With each step, a new term in the answer is created (see formula 8).

e^x



n	$x^n/n!$
0	$x^0/0!$
1	$x^1/1!$
2	$x^2/2!$
3	$x^3/3!$
4	$x^4/4!$
5	$x^5/5!$

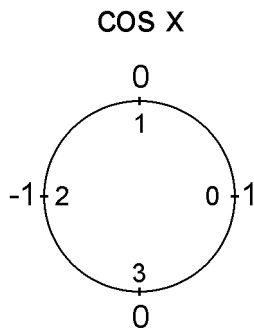
$$e^x = \frac{x^0}{0!} + \frac{x^1}{1!} + \frac{x^2}{2!} + \frac{x^3}{3!} + \frac{x^4}{4!} + \frac{x^5}{5!} + \dots \quad (8)$$

Cosine function

The cosine and sine functions are very similar to the function e^x . They both (cosine and sine) start at the origin and step counterclockwise around the circle. What is different is that they use a mask for interpreting each term in the e^x series. Whenever the mask value is 0, the term is “skipped”. When the mask value is -1 , the term is negative.

The mask for the *cos* function is its imaginary formula. So the value for any term a in the $\cos x$ power series, is equal to the mask times the $x^a/a!$ term:

$$Term_a = (i^a + i^{-a})/2 \times \frac{x^a}{a!} \quad (9)$$



n	x	Mask $(i^n + i^{-n})/2$	$x^n/n!$
0	0	1	$x^0/0!$
1	$1\tau/4$	0	$x^1/1!$
2	$2\tau/4$	-1	$x^2/2!$
3	$3\tau/4$	0	$x^3/3!$
4	$4\tau/4$	1	$x^4/4!$
5	$5\tau/4$	0	$x^5/5!$
6	$6\tau/4$	-1	$x^6/6!$

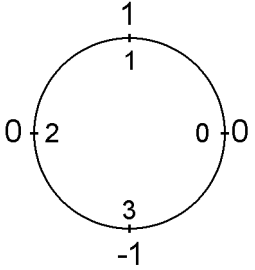
$$\cos x = \frac{x^0}{0!} - \frac{x^2}{2!} + \frac{x^4}{4!} - \frac{x^6}{6!} + \frac{x^8}{8!} - \frac{x^{10}}{10!} + \dots \quad (10)$$

Sine function

Similarly, determining each value of the $\sin x$ series also involves using the $\sin x$ as the mask value. The mask for the \sin function is its imaginary formula. So the value for any term a in the $\sin x$ power series, is equal to the mask times the $x^a/a!$ term:

$$Term_a = (i^a + i^{-a})/(-2i) \times \frac{x^a}{a!} \quad (11)$$

sin x



n	x	Mask $(i^n + i^{-n})/(-2i)$	$x^n/n!$
0	0	0	$x^0/0!$
1	$1\tau/4$	1	$x^1/1!$
2	$2\tau/4$	0	$x^2/2!$
3	$3\tau/4$	-1	$x^3/3!$
4	$4\tau/4$	0	$x^4/4!$
5	$5\tau/4$	1	$x^5/5!$
6	$6\tau/4$	0	$x^6/6!$

$$\sin x = \frac{x^1}{1!} - \frac{x^3}{3!} + \frac{x^5}{5!} - \frac{x^7}{7!} + \frac{x^9}{9!} - \frac{x^{11}}{11!} + \dots \quad (12)$$

2.6 Derivatives

Spin functions (such as e^x and $\cos x$) evolve with steps that are derivatives. The derivative of the e^x function is calculated by taking the derivative of each of the terms in the series. Note that the derivative of e^x is simply e^x .

$$e^x = \frac{x^0}{0!} + \frac{x^1}{1!} + \frac{x^2}{2!} + \frac{x^3}{3!} + \frac{x^4}{4!} + \frac{x^5}{5!} + \dots \quad (13)$$

$$\frac{d}{dx}e^x = 0 + \frac{1x^0}{1!} + \frac{2x^1}{2!} + \frac{3x^2}{3!} + \frac{4x^3}{4!} + \frac{5x^4}{5!} + \dots \quad (14)$$

$$\frac{d}{dx}e^x = 0 + \frac{x^0}{0!} + \frac{x^1}{1!} + \frac{x^2}{2!} + \frac{x^3}{4!} + \frac{x^4}{4!} + \dots = e^x \quad (15)$$

$$\frac{d}{dx}e^x = e^x \quad (16)$$

Similarly, the derivative of the $\cos(x)$ function is calculated by taking the derivative of each of the individual terms. One derivative of the cosine function (sin) is a quarter of a turn. Four derivatives (or four quarter turns) returns you to the origin (to the cos function).

$$\cos x = \frac{x^0}{0!} - \frac{x^2}{2!} + \frac{x^4}{4!} - \frac{x^6}{6!} + \frac{x^8}{8!} - \frac{x^{10}}{10!} + \dots \quad (17)$$

$$\frac{d}{dx} \cos x = 0 - \frac{2x^1}{2!} + \frac{4x^3}{4!} - \frac{6x^5}{6!} + \frac{8x^7}{8!} - \frac{10x^9}{10!} + \dots \quad (18)$$

$$= 0 - \frac{x^1}{1!} + \frac{x^3}{3!} - \frac{x^5}{5!} + \frac{x^7}{7!} - \frac{x^9}{9!} + \dots = -\sin x \quad (19)$$

$$\frac{d^2}{dx^2} \cos x = 0 - \frac{1x^0}{1!} + \frac{3x^2}{3!} - \frac{5x^4}{5!} + \frac{7x^6}{7!} - \frac{9x^8}{9!} \dots \quad (20)$$

$$= 0 - \frac{x^0}{0!} + \frac{x^2}{2!} - \frac{x^4}{4!} + \frac{x^6}{6!} - \frac{x^8}{8!} + \dots = -\cos x \quad (21)$$

$$\frac{d^3}{dx^3} \cos x = 0 - 0 + \frac{2x^1}{2!} - \frac{4x^3}{4!} + \frac{6x^5}{6!} - \frac{8x^7}{8!} \dots \quad (22)$$

$$= 0 - 0 + \frac{x^1}{1!} - \frac{x^3}{3!} + \frac{x^5}{5!} - \frac{x^7}{7!} + \dots = \sin x \quad (23)$$

$$\frac{d^4}{dx^4} \cos x = 0 - 0 + \frac{1x^0}{1!} - \frac{3x^2}{3!} + \frac{5x^4}{5!} - \frac{7x^6}{7!} \dots \quad (24)$$

$$= 0 - 0 + \frac{x^0}{0!} - \frac{x^2}{2!} + \frac{x^4}{4!} - \frac{x^6}{6!} \dots = \cos x \quad (25)$$

This illustrates that the cos derivatives loop endlessly (spin) every four steps - just like i^n and e^x . This pattern of four step looping is strong evidence for this new theory of spin.

3 Integrating the Spin Functions

Euler understood how the e^x , $\cos(x)$ and $\sin(x)$ functions integrated with imaginary numbers. Below is his elegant derivation of how they relate - starting with the basic spin term e^x .

$$e^x = \frac{x^0}{0!} + \frac{x^1}{1!} + \frac{x^2}{2!} + \frac{x^3}{3!} + \frac{x^4}{4!} + \frac{x^5}{5!} + \dots \quad (26)$$

$$e^{ix} = \frac{i^0 x^0}{0!} + \frac{i^1 x^1}{1!} + \frac{i^2 x^2}{2!} + \frac{i^3 x^3}{3!} + \frac{i^4 x^4}{4!} + \frac{i^5 x^5}{5!} + \dots \quad (27)$$

$$e^{ix} = \frac{x^0}{0!} + \frac{ix^1}{1!} - \frac{x^2}{2!} - \frac{ix^3}{3!} + \frac{x^4}{4!} + \frac{ix^5}{5!} + \dots \quad (28)$$

$$e^{ix} = \left(\frac{x^0}{0!} - \frac{x^2}{2!} + \frac{x^4}{4!} - \dots \right) + \left(\frac{ix^1}{1!} - \frac{ix^3}{3!} + \frac{ix^5}{5!} - \dots \right) \quad (29)$$

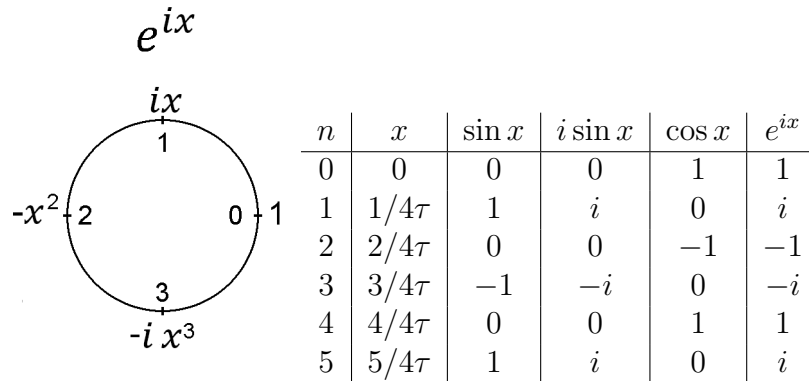
$$e^{ix} = \left(\frac{x^0}{0!} - \frac{x^2}{2!} + \frac{x^4}{4!} - \dots \right) + i \left(\frac{x^1}{1!} - \frac{x^3}{3!} + \frac{x^5}{5!} - \dots \right) \quad (30)$$

$$e^{ix} = \cos x + i \sin x \quad (31)$$

Formula 27 shows x replaced with ix . Formula 28 is a simplification of the imaginary terms. Formula 29 groups the terms with even and odd exponents. Formula 30 factors out an i from the the odd exponents group.

Remarkably, the terms grouped within parentheses in formula 30, are the power series for the $\cos x$ and $\sin x$ respectively. Formula 31 simply substitutes the terms "cos x " and "sin x " for the respective series.

Since e^{ix} is a spin equation, we can graph it and look at the table values to better understand its properties.



$$e^{ix} = \cos x + i \sin x \quad (32)$$

The table for e^{ix} is similar to previous tables except there is a new " $i \sin x$ " column which is i times the " $\sin x$ " column. The last column (e^{ix}), is simply " $i \sin x + \cos x$ ".

The equation e^{ix} starts at the origin ($n = 0$) and steps counterclockwise around the circle. Note that every other term generated by this equation is imaginary (this can be seen by looking under the e^{ix} column in the table above). So before using this equation it must be paired with its complex conjugate (e^{-ix}) - to cancel out the imaginary terms.

3.1 Euler's' Identity

Starting with the complex Euler equation (formula 33), if you substitute π for x and simplify, you get an equation referred to as Euler's identity (shown in formula 36).

$$e^{ix} = \cos x + i \sin x \quad (33)$$

$$e^{i\pi} = \cos \pi + i \sin \pi \quad (34)$$

$$e^{i\pi} = -1 + 0 \quad (35)$$

$$e^{i\pi} + 1 = 0 \quad (36)$$

It is a famous identity because it integrates three mathematical constants: e , i , and π . The physicist Richard Feynman called Euler's identity "the most remarkable formula in mathematics". In 1988, a survey by the Mathematical Intelligencer reported that its readers voted this equation the "Most beautiful mathematical formula ever".

Mathematicians appreciated the elegance of this identity, even though its meaning was unclear. Now we know that this identity is really a spin equation, and it is easy to understand. If we look back at the e^{ix} table (used with formula 32) we can see that e^{ix} is equal to -1 when $x = \pi$.

Or we can look at this equation using just spin concepts. We know this equation spins π radians (or one half of a revolution), and we know the value at that point is -1. Though again, this identity is technically not valid until it is paired with its complex conjugate.

3.2 Euler's Formula Completed

To eliminate the imaginary terms generated by the spin equation e^{ix} , we need to pair it with its complex conjugate e^{-ix} . Below is a way to derive an equation that pairs e^{ix} (formula 37) with its complex conjugate. The first step is to determine the complex conjugate of e^{ix} which is e^{-ix} . We can get this by starting with the formula for e^{ix} and then substituting $-x$ for x (formula 38).

$$e^{ix} = \cos(x) + i \sin(x) \quad (37)$$

$$e^{i(-x)} = \cos(-x) + i \sin(-x) \quad (38)$$

Then with the help of the following two identities (formulas 39 and 40), $e^{i(-x)}$ can be simplified to formula 41.

$$\cos(-x) = \cos(x) \quad (39)$$

$$\sin(-x) = -\sin(x) \quad (40)$$

$$e^{-ix} = \cos(x) - i \sin(x) \quad (41)$$

At this point we have a formula for both e^{ix} (formula 37) and its complex conjugate e^{-ix} (formula 41). All we have to do is add those two equations together and we get our fundamental spin equation:

$$e^{ix} + e^{-ix} = 2 \cos(x) \quad (42)$$

For mathematical consistency, there also must be an imaginary form of brackets placed around $e^{ix} + e^{-ix}$ to indicate that the two paired terms must be treated as a single mathematical entity.

$$[e^{ix} + e^{-ix}] = 2 \cos(x) \quad (43)$$

4 Using spin concepts to compute energy

4.1 Basic energy equations

Energy formula

The energy (E) of a particle of light is equal to Planck's constant (h) times the rate-of-spin (f).

$$f = \text{Rate-of-spin (frequency in revolutions per second)} \quad (44)$$

$$h = \text{Planck's constant (energy per revolution)} \quad (45)$$

$$E = h \times f \quad (46)$$

Since h is a constant, the rate-of-spin (f) is also the rate-of-energy. If you double the rate-of-spin you double the energy.

Convert to radians

The frequency is often expressed in terms of radians instead of revolutions. Tau (τ) is a constant equal to 6.28.... There are τ radians for each revolution - so the rate-of-spin expressed in radians will be about 6.28 times greater.

$$\tau = 6.28... \quad (47)$$

$$\text{one revolution} = \text{one radian} \times \tau \quad (48)$$

$$\omega = f \times \tau \text{ (rate-of-spin in radians)} \quad (49)$$

We also need a reduced version of Planck's constant (\hbar) to represent the amount of energy per radian. So now we have an equivalent energy formula expressed in radians.

$$\hbar = h/\tau \text{ (Energy per radian)} \quad (50)$$

$$E = \hbar \times \omega \text{ (Energy)} \quad (51)$$

Computing momentum

The momentum (p) is equal to the energy (E) divided by the speed of light (c). Similarly, the rate of momentum (k) is equal to the rate of energy (ω) divided by the speed of light.

$$c = \text{Speed of light} \quad (52)$$

$$p = E/c \quad (53)$$

$$k = \omega/c \quad (54)$$

4.2 The Schrodinger Equation

Ψ is often used to describe the “motion” of a particle of light. It is often expressed as a complex exponential using the rate-of-energy (ω) and the rate-of-momentum (k).

$$\Psi = e^{i(kx - \omega t)} \quad (55)$$

$$k = p/\hbar \quad (56)$$

$$\omega = E/\hbar \quad (57)$$

Using the first derivative of $\Psi(t)$ to compute energy

With spin, steps are derivatives. The first derivative of $\Psi(t)$ is how fast Ψ is changing in time - which is how fast it is spinning and it is also the rate-of-energy. We can use the rate of spin with Planck’s reduced constant to determine $E\Psi$ (the energy of Ψ).

So we take the derivative of Ψ with respect to time, and then multiply both sides by $i\hbar$ to get an energy equation for $E\Psi$:

$$\frac{\partial \Psi}{\partial t} = -i\omega\Psi = -i\frac{E}{\hbar}\Psi \quad (58)$$

$$i\hbar\frac{\partial \Psi}{\partial t} = E\Psi \quad (59)$$

The i in the last equation basically means the energy will oscillate back and forth from positive to negative. The rest of the equation says Planck’s reduced constant times the rate of spin gives us the energy.

Using the first derivative of $\Psi(x)$ to compute momentum

The derivative of $\Psi(x)$ similarly gives us a formula for momentum. The change in Ψ with respect to x is the rate of momentum. If we multiply this rate of momentum times Planck's reduced constant, we get $p\Psi$ (the momentum of Ψ).

$$\frac{\partial\Psi}{\partial x} = i\frac{p}{\hbar}\Psi \quad (60)$$

$$-i\hbar\frac{\partial\Psi}{\partial x} = p\Psi \quad (61)$$

This formula tells us that the momentum of Ψ is equal to the rate-of-momentum ($\partial\Psi/\partial x$) times Planck's reduced constant. The $-i$ makes the sign oscillate back and forth from negative to positive.

Using the second derivative $\Psi(x)$ to compute the kinetic energy

The second derivative of $\Psi(x)$ is closely related to the kinetic energy - they only differ by a factor of $-\frac{\hbar^2}{2m}$. So to compute the kinetic energy, we just take the second derivative of Ψ with respect to x , and multiply both sides by that factor.

$$\frac{\partial\Psi}{\partial x} = i\frac{p}{\hbar}\Psi \quad (62)$$

$$\frac{\partial^2\Psi}{\partial x^2} = -\frac{p^2}{\hbar^2}\Psi \quad (63)$$

$$\frac{-\hbar^2}{2m}\frac{\partial^2\Psi}{\partial x^2}\Psi = \frac{p^2}{2m}\Psi = \frac{m^2v^2}{2m}\Psi = 1/2mv^2\Psi \quad (64)$$

$$\frac{-\hbar^2}{2m}\frac{\partial^2\Psi}{\partial x^2}\Psi = \text{Kinetic Energy of } \Psi \quad (65)$$

The Schrodinger equation is based on the fundamental energy equation that says the total energy ($E\Psi$) is equal to the kinetic energy ($KE\Psi$) plus the potential energy ($PE\Psi$).

$$E\Psi = KE\Psi + PE\Psi \quad (66)$$

So we can substitute formula 59 for the total energy ($E\Psi$), formula 65 for the kinetic energy, and we can let $v\Psi$ equal the potential energy. This resulting energy equation is the time independent Schrodinger equation.

$$i\hbar\frac{\partial\Psi}{\partial t} = \frac{-\hbar^2}{2m}\frac{\partial^2\Psi}{\partial x^2}\Psi + v\Psi \quad (67)$$

4.3 Another Energy Equation

A similar solution for Ψ , also uses the rate-of-momentum and the rate-of-energy, but this solution adds ωt .

$$\Psi = e^{i(kx+\omega t)} \quad (68)$$

$$\omega = E/\hbar \quad (69)$$

$$k = p/\hbar \quad (70)$$

Using the first derivative of $\Psi(t)$ to compute energy

Again we take the derivative of $\Psi(t)$ and then multiply both sides by $-i\hbar$, but we get a slightly different energy equation for $E\Psi$ (this equation is negative).

$$\frac{\partial\Psi}{\partial t} = i\omega\Psi = i\frac{E}{\hbar}\Psi \quad (71)$$

$$-i\hbar\frac{\partial\Psi}{\partial t} = E\Psi \quad (72)$$

Using the first derivative of $\Psi(x)$ to compute kinetic energy

The first derivative of $\Psi(x)$ is also very similar to the kinetic energy. They only differ by a factor of $-i\hbar v/2$. So we get the kinetic energy of Ψ , by taking the first derivative and multiplying both sides by that factor.

$$\frac{\partial\Psi}{\partial x} = i\frac{p}{\hbar}\Psi \quad (73)$$

$$-i\hbar\frac{v}{2}\frac{\partial\Psi}{\partial x} = \frac{v}{2}p\Psi = \frac{v}{2}mv\Psi = 1/2mv^2\Psi \quad (74)$$

$$-i\hbar\frac{v}{2}\frac{\partial\Psi}{\partial x} = \text{Kinetic Energy of } \Psi \quad (75)$$

Recall that the total energy ($E\Psi$) is equal to the kinetic energy ($KE\Psi$) plus the potential energy ($PE\Psi$).

$$E\Psi = KE\Psi + PE\Psi \quad (76)$$

This time we substitute formula 72 for the total energy and formula 75 for the kinetic energy - again we let $v\Psi$ equal the potential energy. The resulting energy equation is:

$$-i\hbar \frac{\partial \Psi}{\partial t} = -i\hbar \frac{v}{2} \frac{\partial \Psi}{\partial x} + v\Psi \quad (77)$$

The minus sign on both sides cancel, and we can substitute c for the velocity of light, leaving the following energy equation:

$$i\hbar \frac{\partial \Psi}{\partial t} = i\hbar \frac{c}{2} \frac{\partial \Psi}{\partial x} + v\Psi \quad (78)$$