

Categorising Different Types of Dowsable Fields

by

Jeffrey S. Keen

BSc Hons ARCS MInstP CPhys

www.jeffreykeen.co.uk

Abstract

The mind's intuitive, noetic, or dowsable response to different situations are categorised to help understand its causes. In this article, eight different subtle energy types have been identified and itemised together with some of their properties. They all have a connection to the earth's environment and the laws of physics. This is convincingly demonstrated by using an abstract geometrical source that combines tetrahedral geometry and certain Pythagorean triangles allowing the mind to create all 8 subtle energy types. This technique enables the reader to fine-tune his or her noetic or dowsing skills, or use this paper for further serious scientific research into both the mind and its interaction with the cosmos.

Key words. Noetics, the mind, dowsing, intent, subtle energy, categorisation, Pythagorean triangles, structure of the universe

Introduction

Why Categorise

This paper examines different perceived sensations (often felt in the solar plexus, throat, or brow) that are generally found intuitively or when dowsing. Research over many years has shown that these noetic responses are associated with different situations or source and dependent on the intent of the observer's mind. Examples of such differing noetic responses include a living as opposed to an inert object; a passive observation or pro-active creation; a physical body or abstract geometry. Each field or what is perceived as subtle form of non-physical energy seems to display differing properties. So why categorise?

Historically, progress has been made in understanding science by such analysis. Categorising the ninety plus elements occurring in nature into the Periodic Table helped in understanding that each element was simply determined by the number of protons in its nucleus. Chemistry could then be explained by the latter being balanced by the corresponding number of orbiting electrons forming shells which reflect the structure of the Periodic Table.

Another example was cataloguing the plethora of discovered "fundamental particles". This led to the understanding of the Standard Model of sub-atomic particles, which, in turn, led to a much smaller number of more fundamental particles such as quarks. Even in biology and botany, categorising living matter into 3 or 4 levels of similar plants and animals has proved invaluable in research, and furthering the study of evolution.

Similarly, when dowsing, it is beneficial to categorise sensations into different forms of perceived subtle energy. With a little practice it is readily possible to compare identical perceptions to other different situations. Although this paper is written in an academic format, professional and amateurs of whatever branch of noetics or dowsing in which they are interested, are invited to see how many different types of subtle energy they can detect.

It is anticipated that eventually this categorisation will lead to a simplification of the nebulous subject of dowsing and Earth energies. This should produce greater insight and further comprehension of consciousness, perception and the mind interacting with the structure of the universe.

Approach Adopted

The different types of dowsable fields are analysed by comparing their properties and characteristics. The following lists the types of observations made by researchers, and where appropriate forms a basis for this paper.

1. Where each subtle energy field is found.
2. The source for each field type.
3. The associated geometry of the source and its dowsed pattern.
4. The length, width, and height of each field.
5. The perceived flow and its direction.
6. Whether gravity, photons, magnetism, or spin affect the field.
7. The stability or decay of the field over periods of time.
8. The attenuation of the field by metals, rocks, or organic material.
9. The field strength.
10. If the concept of male or female can be associated with the field type.
11. The associated wavelength.
12. The associated velocity of communicating information.
13. Conversions of one type of field to another.
14. The associated Mager colour.

Sight is not simply an image on the retina, but information passed along the optic nerve to the brain where a model is created. This is what is “seen”, and very young children learn by trial and error to associate this model with physical reality. Similarly, the brain constructs a model of what the mind and instinct perceives, and this can become superimposed on the sight model. This is how dowsers develop their skill.

The consequence of this mechanism is that most dowsers will perceive similar effects of such physical influences as gravity, spin, magnetism, or light. However, some may perceive different colours or wavelengths. They all will perceive different measurement of length⁸ depending on the time of day, lunar month, and the year of observation¹¹. In this context, these variables are not important, as the various properties that are consistently perceived by each individual observer are being used to compare, contrast, and categorise the subtle energy they perceive. In over 25 years of the author’s research, the following types of subtle energies have been identified and their properties relate to the author’s own perception.

Type 1

Type 1 subtle energy is very common in “earth energies” and is primarily found associated with inanimate and physical objects such as stones, crystals, or water. It is also found on ancient and archaeological sites¹. Abstract geometrical shapes⁴¹ such as triangles and circles can also produce Type 1 lines, some of which form very complex patterns.

Other examples of Type 1 are the auras of most objects. Auras of physical bodies comprise 7 concentric ellipsoids³, whilst auras generated by abstract geometry have 9 concentric ellipsoids¹⁴. For example, a coin has a Type 1 aura with 7 shells, but if a line is drawn around the same coin creating a circle, and the coin is then removed, the resulting circle also has a Type 1 aura but with 9 shells.

The location and size of Type 1 fields change in time, and are influenced by cosmic factors such as seasons, eclipses, and the phases of the moon. This suggests the involvement of the earth's and moon's gravity, coupled with the earth's spin on its axis and rotation around the Sun¹⁰.

If a source object (such as a crystal or seed) is kept in the dark, the Type 1 fields associated with its aura gradually decay to nothing over a period of a few days. This suggests that an electromagnetic component is involved in Type 1 fields. Apart from the above effects of photon deprivation, Type 1 fields are remarkably stable and free from decay over long periods of time. However, they can be attenuated by metals. Figure 1 illustrates how different thicknesses of aluminium can reduce the size of the Type 1 core aura of a pebble. As is apparent, 15 mm of aluminium reduces an aura's size by one third. The formula that fits the data is exponential, with a very high correlation coefficient.

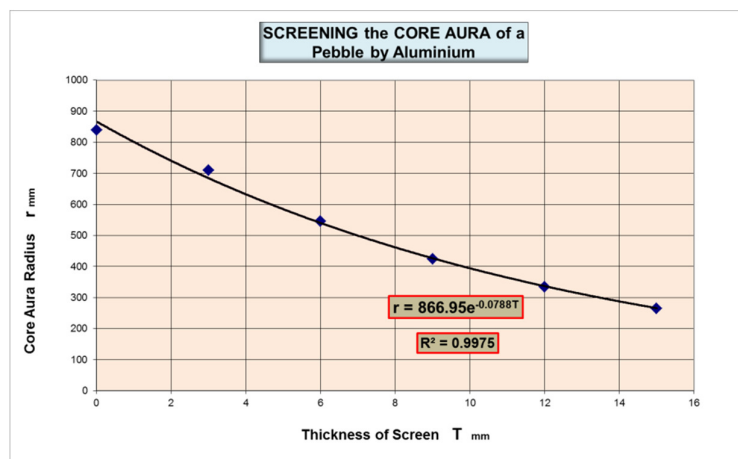


Figure 1. The effect of the thickness of metal in reducing Type 1 auras

The sex of an inanimate object is an oxymoron. A Type 1 field may appear to reflect the sex of a person. It may dowse male or female dependant as to who created the field, or who was the last person associated with the source object.

Like most energy lines, Type 1 appears to have a flow of subtle energy. The velocity of communicating information along Type 1 fields can be very slow, and not much greater than human running speeds, for example 6 meters per second. Similarly the wavelengths for Type 1 fields are relatively long, and can vary between 10 mm and 15 metres. A simple example of this is that the Type 1 aura of some megaliths oscillates at a low frequency with a period of a few seconds between each oscillation.

Type 1 fields could be perceived as a mixture of Mager colours such as shells in multi-coloured auras. In contrast, Type 1 fields emanating from an abstract geometrical source can have a more specific colour. For example, the central beam

emanating from a simple cross drawn on paper is usually white, Type 1, with an outward flow.

Type 2

Type 2 dowsable fields are primarily found associated with all life forms; large or small, plant or animal. Pre-life forms, such as seeds as well as previous life forms, such as wood and leather also produce a lesser powered Type 2 subtle energy.

In addition to the Type 1 aura produced by the life form's physical presence (i.e. its mass, shape, and substance) a Type 2 aura is also created and this is usually smaller than, and fits inside, the Type 1 aura. Ellipsoids and lines are the 2 main dowsable geometric forms of Type 2. Life forms produce a 7 shell aura which is driven by their seven chakras. The size of an object's aura depends on the objects size and mass. For example, the size of the aura of a seed is less than that of a fruit, which in turn has an aura less than the aura of a tree. However, the size of a human or an animal's aura can also be easily controlled by the mind of the involved animal. Interestingly, under stress plants can reduce the size of their auras.

The chakras of life forms, as well as producing ellipsoidal auras, produce the tree of life pattern, as illustrated in Figure 2. The 10 Kabbalah vortices are connected by Type 2 lines⁶.



Figure 2. A tree of life pattern produced by dowsing animals or plants

Type 2 subtle energy may also be associated with inanimate tangible sources such as the top of banks and ditches around ancient sites, or emanating from certain geometric shapes, such as two parallel lines drawn on paper⁷. These Type 2 fields dowsed as 3-dimensional lines often having a diamond shaped cross-section.

Type 2 fields do not appear to be influenced by gravity nor are they affected by photons. The latter is demonstrated in Figure 3, where a sunflower seed has been kept in the dark for a few days. The pink line plots the size of the Type 2 aura which does not diminish in size. In contrast, the black line in Figure 2 plots the decay of the same seed's Type 1 aura over 5 days.

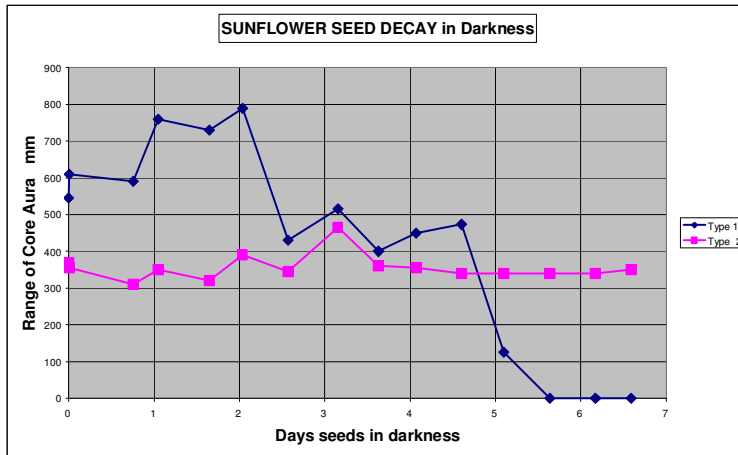


Figure 3. The comparison between Type 1 and Type 2 reaction to darkness

Type 2 fields do decay over a period of time, as all associated life forms eventually die. Figure 4 illustrates the decay of a daffodil flower over a period of a week. This shows that the Type 1 (black line) aura remains approximately constant, as the physical stem remains constant, but the Type 2 aura decays as the flower fades. Note that the life force producing Type 2 subtle energy is still present, to a lesser extent, after the flower has died. This is compatible with “dead” items such as leather, or wood emanating Type 2 fields.

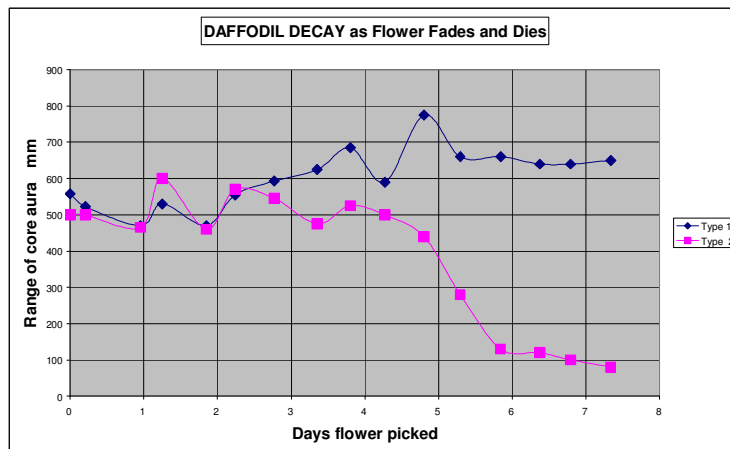


Figure 4. The decay of a daffodil flower’s Type 1 and Type 2 fields

Metals do not attenuate or screen Type 2 fields. The strength of a type 2 field is a function of the size and mass of its source, so that the field strength for a seed is less than for a tree. The sex of an animal can be dowsed even after death. Most seeds and plants do not seem to have an associated sex. No interactions between Type 2 fields have been observed, nor does it seem possible to convert Type 2 fields to another type. Type 2 auras are multi-coloured.

Type 3

Type 3 dowsable fields are very common and are always associated with spirals and vortices⁴. As experienced by the author, they occur in the following situations: (a) in association with the outer structure of auras of both inanimate and animate objects, (b) the vortices in the Kabbalah tree of life pattern, (c) terminating dowsable lines, (d) at the intersection of two Type 1 linear fields, (e) created by “domed chambers” be they in underground caves, or within buildings, (f) occurring frequently as Earth energies, including their possible creation by underground water flows, or volcanic activity, (g) they have also been used as the location for building ancient sites, burial mounds, and temples and (h) terminate mind created psi-lines.

Although initial dowsing may give the impression of a 2-dimensional spiral, their structure is 3-dimensional comprising a series of conical helices stacked 7-fold several metres high. Type 3 fields are always helices, and often have a conical vertical cross-section.

As the helices associated with Type 3 fields seem to have a vertical axis, gravity would seem to be involved in their production. Type 3 fields are not affected by photons. The aura of an object that has been kept in the dark for several days does not lose its outer Type 3 spirals, (even though the aura's inner Type 1 ellipsoids have decayed).

The entrance of the spiral usually points due North from the centre of the spiral. This indicates that the spin of the Earth is a factor in the creation of spirals. Type 3 produces outward flowing bifurcation lines starting at the northern spiral entrance²¹. Interestingly, after bifurcation the resulting lines are Type 1 which terminate in a much smaller Type 3 spiral continuing in ever decreasing sized bifurcations.

Type 3 fields are remarkably stable and free from decay over long periods of time, and are not screened by metals or rocks. Type 3 spirals usually have a perceived Mager colour of green.

Type 4

Type 4 dowsable fields are primarily found associated with thought or prayers and are an example of a tangible manifestation of intent. Type 4 fields appear in sacred scrolls, and are particularly strong around the ark of synagogues or the altar of cathedrals. They also seem to be associated with remote dowsing, and are usually manifested as lines and most geometric shapes created by the mind.

Psi-lines¹⁸ and other mind created geometrical shapes floating in the air² or projected remotely involve Type 4 subtle energy. Mind created Psi-lines are 3-dimensional, but when projected on the ground as 2-dimensional, are perceived as 3 lines. The inner line is Type 4 subtle energy, and indicates mauve/violet on a Mager disc. Abstract geometry sources¹⁷ and other virtual dowsable objects produce Type 4 auras having nine shells, separated in an approximate geometric series. This is different from, and in addition to, the 9 Type 1 shells associated with any physical aspects of the same source geometry.

Physical sources that produce Type 4 subtle energy lines include multi-body interactions^{12, 15}. A very important example of this is the production of a Type 4 beam as a consequence of the alignment of any 3 objects, be they 3 grains of sand, 3 coins, or 3 heavenly bodies. Experiments at the conjunction of the sun, the earth, and the outer planets have convincingly demonstrated that Type 4 fields allow instantaneous communication of information¹³.

Another source of Type 4 is one of the 3 different “earth energy” lines between banks and ditches⁷. These lines appear to have a rectangular shaped cross-section. Another Type 4 field is a figure of eight pattern which appears in some ancient stone circles.

The size of a Type 4 field produced around a physical source is a function of its mass, as well as the intensity of intent or prayer. The Type 4 field of a small sacred scroll has a smaller range than a cathedral altar. There are only a few examples of source objects associated with the above four types of field. Table 1 is an example of a religious artefact of composite materials having different ranges for its inner most shell.

Subtle Energy Type	Comparative Detection Distances
Type 1	430mm
Type 2	300mm
Type 3	5,370mm
Type 4	775mm

Table 1. Comparison of the extent of subtle energy types

The Type 3 field extends the furthest, followed by the Type 4 and then the Type 1 with the Type 2 field extending the shortest distance.. This is obviously an arbitrary example, but is a fair representation of relative strengths.

Type 4 fields do not appear to be affected by gravity. Nor are they affected by photons, or electromagnetic fields. They are remarkably stable and free from decay over long periods of time. They are not screened or attenuated by metals or any materials. Several researchers have confirmed that the colour of Type 4 fields is perceived as predominantly blue/violet.

Type 5

Type 5 is a rare form of subtle energy which is detected at the entrance to most spirals; in particular spirals that terminate energy lines such as at the end of radials in a peace grid⁹, or in 2-body interactions, or Psi-lines. A small ellipsoidal portal (about 10 x 20 cms) exists at these entrances from which bifurcations commence, and where, intriguingly, a 5-dimension dowsing response is obtained²¹. This is the same response as obtained when dowsing source geometry of half a sine wave¹⁷. The Mager colour for Type 5 is usually violet/ ultra-violet. It is not known how to interpret this 5-dimensional response to Type 5 subtle energy.

Type 6

The geometry in Figure 5 contains some of the key angles found in many branches of science, including Tetrahedral Geometry. For example, the Ampere and Dipole Force Law is associated with 35.264° (*arc tangent* $1/\sqrt{2}$); the Kelvin wedge involves

19.471° (*arc tangent* $1/2\sqrt{2}$; and the Carbon molecular bond involves 109.471° ($90^\circ + \text{arc tangent } 1/2\sqrt{2}$). The series of angles involving tangents and $1/\sqrt{2}$ is developed later.

These angles reflect the fundamental nature of the cosmos. What happens if these angles are used as positive feedback between the mind and the structure of the universe? Drawing these Pythagorean triangles on paper, or constructing them with small rods, and then dowsing this source geometry is possibly the only way to create Types 6 and 7 dowsable subtle energy.

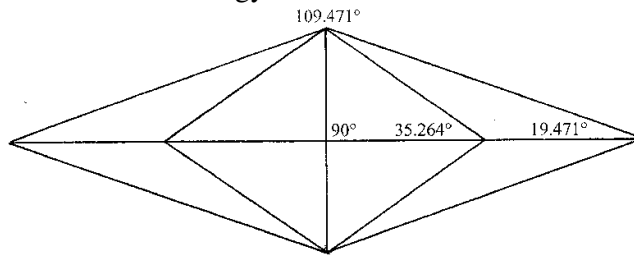


Figure 5. Diamond shapes with universal angles

Dowsing Figure 5 produces the very complex pattern ¹⁶ as illustrated in Figure 6. It contains numerous subtle energy lines and vortices as described above, but the two cones are new. The cone depicted in green emanates Type 6 subtle energy from the westerly 109.471° apex of the source geometry. This has an outward flow, and a green Mager colour. Inexplicably, if Figure 5 is made of physical rods (instead of abstract geometry drawn on paper) the Type 6 cone is emitted from the easterly apex.

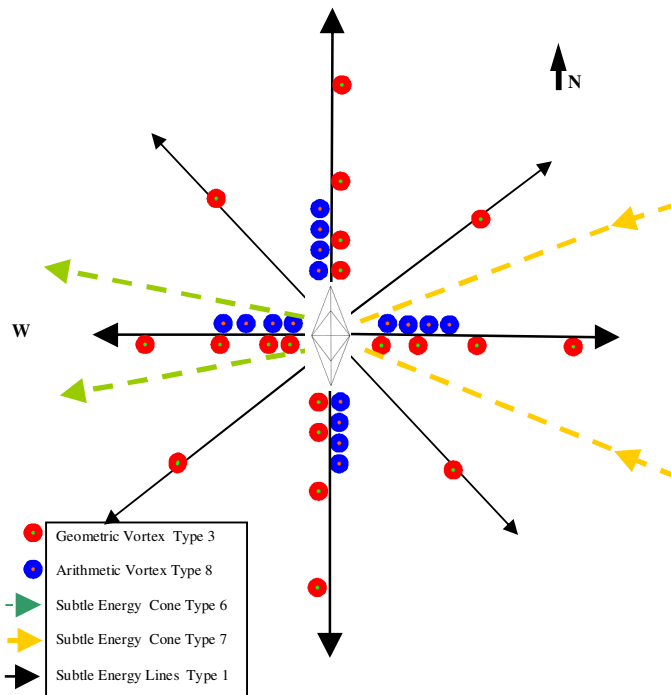


Figure 6. Dowsed Pattern on the Ground with Abstract Source Geometry

The geometrically spaced vortices indicated in red are Type 3 with a green Mager colour, whilst the arithmetically separated vortices are Type 8 with a mauve Mager colour. The straight lines are white coloured Type 1.

Therefore, Type 6 creation involves a complex combination of mirror symmetry, the different treatment by the mind between physical and abstract objects, as well as magnetism, gravity, and spin vectors.

Type 7

In Figure 6, there is a subtle Type 7 energy cone depicted in yellow, giving the impression of being “sucked” into the source geometry and being converted into a different subtle energy, Type 6, coming out. The reason for this is not known, nor is the optimum alignment of the source geometry is to magnetic or true north. As in the case of the Type 6 cone, the yellow cone is a mirror image for the Type 7 produced by a non-abstract, but physical source geometry. Type 7 has an inward flow, and a yellow Mager colour.

Type 8

Type 8 fields are found in psi-lines and spirals. Psi-lines are mind created and comprise a 3 dimensional series of parallel tubes of a specified length terminated by spirals¹⁹. Figure 7 represents a cross section through one of these elliptical tubes. The yellow areas are Type 8 subtle energy.




Figure 7. Vertical Cross-section through one of the Oval Tubes comprising a Psi Line

Along the length of a Psi-line are a series of nodes. There is a simple formula²⁰ relating the exact number of nodes to the length of the Psi-line. Figure 8 is a simplified representation of a Psi-line where the red dots are the nodes and the green circles represent the terminating spirals. It is not apparent what these nodal points represent physically, nor is it obvious what properties of a psi-line differ at a node. There appears to be about a 1 cm gap in psi- lines at their nodes, with this gap filled with Type 8 subtle energy.



Figure 8. A simplified representation of a Psi-line

Conical helixes were discussed above in relation to Type 3 fields. However, these Type 3 spirals usually exist in combination with a coaxial Type 8 conical helix as illustrated in Figure 9, which is a simplified 2-dimensional footprint. The centre of Angkor Wat is an example of this⁵. Although the entrance to the Type 3 spiral points due north, the default entrance to the Type 8 spiral is due west, but in general is

determined by other factors (not necessarily involving the Earth) such as the direction of any associated energy line. As with Type 3 spirals, at the entrance of the Type 8 spiral is a small Type 5 portal from which bifurcation commences.

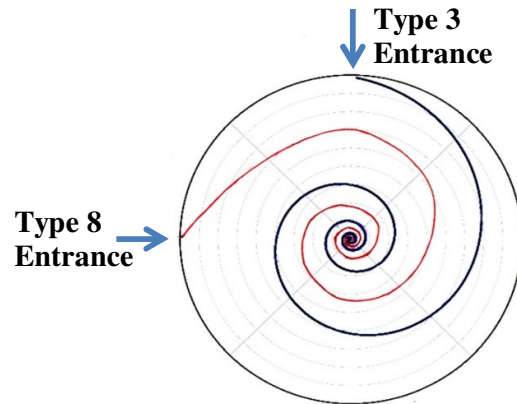


Figure 9. Footprint of the Double Spiral

Type 8 conical helices are shorter than their Type 3 partners. In all the above examples, the Mager colour for Type 8 is either colourless, mauve, or yellow. Type 8 fields do not seem to be affected by the Earth's spin, gravity, or magnetic fields. It is therefore postulated that Type 8 fields are created by geometry and fundamental cosmic properties.

Extrapolations

Extrapolating from the above, it has been found possible to obtain all 8 types of fields from one source geometry. The Pythagorean triangles in Figure 5 have base angles which are the tangents of the inverse of multiples of the square root of 2. Extending Figure 5 by superimposing additional Pythagorean triangles that satisfy Table 2, a source pattern is produced, as in Figure 10 that accesses all 8 types of dowsable fields.

Integer n	Arc Tangent $1/n\sqrt{2}$	
	Radians	Degrees
1	0.615	35.2644 °
2	0.339	19.4712 °
3	0.231	13.2627 °
4	0.175	10.0250 °
5	0.140	8.0495 °

Table 2. Pythagorean angles involving arctan of $1/n\sqrt{2}$

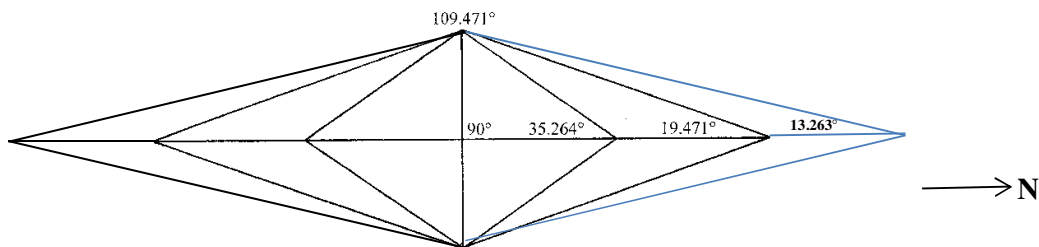


Figure 10. Superimposed Pythagorean triangles with base angles as in table 2

Interestingly, if these triangles are drawn separately no dowsable pattern is obtained in the plane of the triangle. They must be superimposed as in Figure 10, with the long axis orientated north-south.

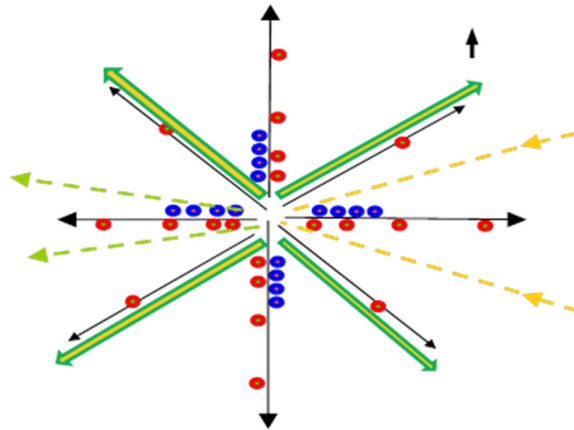


Figure 11. Pattern observed when dowsing Figure 10

Dowsing Figure 10 produces Figure 11 which is the same as Figure 6, but 4 additional Type 2 lines are produced perpendicular from the centres of the 4 outer sides, as depicted in yellow arrows with a green border. Type 5 portals appear at the helix entrances of all of the Types 3 Geometric and Type 8 Arithmetic Vortices. When the source pattern is turned through 90° so the major axis points east-west, inexplicably all the lines and vortices disappear and are replaced by 4 Type 4 lines emanating from the 4 corners of the major and minor axes.

Table 3 gives the legend for the 8 energy types, but it only applies to the author’s interpretation of Figure 11 and its Pythagorean geometry. In general, the findings in the rest of this paper apply.

Subtle Energy Type	Description	Legend for Figure 11	Comments	Mager Colour
1	Lines	→		White
2	Lines	→ (with green border)		Green
3	Geometric Vortex	● (red)		Violet
4	Lines	→	When alignment is E-W	Violet
5	Portal	→ (embedded)	5-D in Vortex Entrances	No colour
6	Cone	→ (dashed green)		Green
7	Cone	← (dashed yellow)		Yellow
8	Arithmetic Vortex	● (blue)		Green

Table 3. Identification of subtle energy types

Conclusion and Summary

Whatever discipline is the reader’s speciality, one objective of this paper is to help him or her improve the sensitivity and scope of their noetic research, intuition, or dowsing. Utilising the paper drawn geometries discussed here are a practical and convenient simulation of their specialities, but avoiding the need for any specimens, complex apparatus, or external conditions of rain, wind, and cold! Hopefully the reader’s on-site experience will then be enhanced. As some of the research findings are the author’s personal perception, constructive feedback would be appreciated on areas of agreement and disagreement.

As always in research, the findings provide more questions than answers. Why should an abstract geometrical design provide all the types of dowsing energies that are encountered in the numerous specialities in noetics research and the dowsing fraternity? Why do certain Pythagorean triangles and tetrahedral geometry not only reflect the structure of the universe, but strongly interact with the mind and consciousness.

Each of the above 8 types of dowsable fields should be subjects for further experimental and theoretical research. Most likely, additional types of subtle energy will be discovered. All the dowsable fields discussed above probably result from the same basic mechanism which involves an interaction of the mind with its cosmic and earth environment. Hopefully, pursuing this line of research should lead to a greater understanding of how the mind interacts both locally and remotely with physical objects, abstract geometry, the Earth, and the structure of the universe.

© 2014 by Jeffrey S Keen

All rights reserved. No part of this article may be reproduced, stored in a retrieval system, or transmitted or translated in machine language in any form or by any means, electronic, mechanical, photocopying, recording, or otherwise, without the prior written permission of the author. The moral right of Jeffrey S Keen to be identified as author of this work has been asserted in accordance with the copyright, design, and patents act 1988.

References to the Author's Relevant Published Research

(Full Papers at www.jeffreykeen.co.uk)

1. *Consciousness, Intent & the Structure of the Universe*. Trafford Publishing, 2006. ISBN 1-4120-4512-6
2. *Mind Created Dowsable Fields*, March 2003, Vol. 8 Issue 29 Earth Energy Matters
3. *Auras Revisited - Parts 1, 2, 3* December 2003 - March 2005, Vol. 40 No 282-287 Dowsing Today
4. *The Anatomy of Conical Helices, Consciousness, and Universal Constants - Parts 1, 2, 3* February- October 2007, Vol.47 No. 1, 2, 3, 4 The American Dowser
5. *Angkor Wat, Consciousness, and Universal Constants - Part 1, 2* September- December 2007, Vol. 41 No 297 & 298 Dowsing Today; The Journal of the British Society of Dowsters
6. *The Tree of Life and Universal Constants* ASD Digest : Winter 2008-09, Vol.49 Issue No. 1
7. *From Banks and Ditches to Dowsing 2-dimensional Geometry*, Network Review, Spring 2009, No 99
8. *The Causes of Variations When Making Dowsable Measurements; Part 1 - Introduction and Personal Factors*, 28 November 2009, e-paper online at <http://vixra.org/abs/0911.0062>
9. *Hindu and Buddhist Temples - Creating Peace and Tranquillity* , November 2009, Vol. 42 No. 305, Dowsing Today - The Journal of the British Society of Dowsters
10. *The Causes of Variations When Making Dowsable Measurements; Part 2- Daily Variations Caused by the Earth Spinning on Its Axis*, 10 December 2009, e-paper online at <http://vixra.org/abs/0912.0024>
11. *The Causes of Variations When Making Dowsable Measurements; Part 3- Monthly and Annual Variations caused by Gravity*, 24 December 2009, e-paper online at <http://vixra.org/abs/0912.0049>
12. *The Causes of Variations When Making Dowsable Measurements; Part 4- The Effects of Geometric Alignments and Subtle Energies*, 7 January 2010, e-paper online at <http://vixra.org/abs/1001.0004>
13. *The Causes of Variations When Making Dowsable Measurements; Part 5- Communicating Information Instantaneously across the Solar System*, 7 January 2010, e-paper online at <http://vixra.org/abs/1001.0012>
14. *The Auras of Circles and Abstract Geometry, their Interaction with Space-time, and their Effects on the Mind's Perception -v2*, 5 April 2011, 28 February 2011, e-paper online at <http://vixra.org/abs/1102.0055>
15. *2-Body Interaction with Space-Time and the Effects on the Mind's Perception*, 18 Jul 2011, 6 Mar 2011, Published as an e-print in [viXra:1103.0017](http://vixra.org/abs/1103.0017)
16. *The Positive Feedback of Tetrahedral Geometry with Space-Time and Its Effects on the Mind's Perception*, 10 Mar 2011, Published as an e-print in [viXra:1103.0029](http://vixra.org/abs/1103.0029)
17. *Dowsing Geometry and the Structure of the Universe- v2 - A Database of Patterns Analogous to X-ray Crystallography*; 21 July 2011, e-paper online at <http://vixra.org/abs/0909.0008>
18. *The Mind, the Macro Properties of Psi-lines, and the Structure of the Universe*; NeuroQuantology, Vol 10, No. 3; September 2012, February 2012; <http://vixra.org/abs/1202.0068>
19. *Psi-Lines, Chaos, Spirals, Magnetism, and Entanglement*, NeuroQuantology, Vol 10, No. 3; September 2012 27 April 2012, Published as an e-print in <http://vixra.org/abs/1204.0093>.
20. *Psi-Lines, Standing Waves, Nodes, and their Affect on Perceived Measurements*; 25 January 2013; Published as an e-print in <http://vixra.org/abs/1301.0154> July 2013, Vol. 42 No. 316– Dowsing Today - The Journal of the British Society of Dowsters
21. *2-Body Interaction, Bifurcation, Chaos, Entanglement, and the Mind's Perception* 24 October 2013 <http://vixra.org/abs/1310.0209>