

A coupling of the origin of asteroid belt, planetary ring, and comet

Yongfeng Yang

Bureau of Water Resources of Shandong Province, Jinan, Shandong Province, China,
Mailing address: Shandong Water Resources Department, No. 127 Lishan Road, Jinan,
Shandong Province, China, 250014

Tel. and fax: +86-531-8697-4362

E-mail: roufengyang@gmail.com

Abstract

Various scenarios had been previously presented to account for the origins of asteroid belt, planetary ring, and comet, but none of them is incomplete or successful. Asteroid belt that is located between the orbits of Mars and Jupiter is flat, circular, and parallel to the ecliptic, in contrast, planetary ring that is located between the orbits of planet and satellite is also flat, circular, and approximately parallel to its planetary equatorial plane. This similarity implies that asteroid belt and planetary ring are likely to derive from the same physical process. Here we propose, the two bodies of a previous binary planetary system (satellite system) due to their orbital shrinkage occurred a smashing collision to shatter their bodies into fragments to all around. The ejected fragments naturally aroused to great bombardment on the objects they encounter in the travel, and thereby leave craters and scrapes on the bodies of these objects. The distribution of proposed collision and the physical condition of objective body determine the difference of the bombardment effect between planets and satellites, the different two hemispheres of the Moon, for instance. At the same time, due to the effect of hierarchical two-body gravitation (non-Newton's gravitation), the barycenter of initial binary planetary (satellite) system was survived in the collision and thereby continued to orbit, which drags the barycenters of a series of hierarchical two-body systems of fragments to move. This successive hierarchical drag slowly confine these fragments to fall on a circular belt (ring), and subsequently dynamical evolution makes the belt (ring) become flat. The farther fragments were being dragged by the belt (ring) to run across the solar system back and forth, which gives rise to the advent of comets when close enough to the Sun.

1 Introduction

Long-term ground and spacecraft-based observations have proved that there are an asteroid belt, four giant planetary ring systems, and countless comets in the solar system. The previous origin theory of asteroid belt believes that asteroids are fragments of a

destroyed planet [1], the currently accepted scenario believes that asteroids are rocks that in primordial solar nebula never accumulate to form a genuine planet due to a strong Jupiter's gravitational perturbation [2]. The origin theories of planetary ring are plentiful. Especially for Saturn's ring, they include tidal disruption of a small moon [3], unaccreted remnants from the satellite-formation era [4], collisional disruption of a small moon [5], and tidal disruption of a comet [6]. Canup recently viewed the disabilities of these scenarios and developed a model to propose that planetary tidal forces strip ice material from a Titan-sized satellite to form a pure ice ring and icy moons are subsequently spawned from the ring [7]. If Saturn's rings are evolved from a pure ice ring, it is necessary for them to keep identical material, but observation shows that different ring has different spectral characteristic that corresponds to special material, a natural contamination from interstellar matter is unlikely to responsible for this parallel crossbedded distribution of different spectral rings. To support the production of icy moons, Canup employed another research by Charnoz et al that ring material spreading beyond the Roche limit accretes to form icy moons [8]. However, the Roche limit itself is ambiguous because a lot of satellites whose distances to their father planets (Jupiter, Uranus, and Neptune, for example) are interior to the Roche limit are still survived, and some of these satellites are also embedded in the rings [9]. Saturn's rings are broad and are divided by many gaps that seem like boundaries, the particles in each ring appear to orderly orbit in their realm and do not ride over these boundaries. It is very difficult for Canup's model to account for these significant features. The origin of comet includes Oort cloud hypothesis that proposes that comets reside in a vast cloud at the outer reaches of the solar system [10] and Kuiper belt hypothesis that proposes a disc shaped region of space outside the orbit of Neptune to act as a source for short-period comets [11]. To some extent, all the scenarios are more or less based on solar nebula hypothesis [12], but this hypothesis is still surrounded by a series of problems [13-17], this makes the related theories uncertain. High resolution photographs of well-regulated movement of asteroid family (group) [18], integrity of Saturn's narrow F ring [19], unique spokes in Saturn's B ring [20], and twisted arc in Neptune's Adams ring [21] seem to indicate that they do not obey the constraint of Newton's universal gravitation. Comets are observed to run very eccentric trajectories that cross the orbits of many planets, this in the Newton's gravitational field corresponds to a variation of orbital energy, but in practice we cannot find a mechanism to maintain this transfer. On the other hand, the orbital features of short period comets do not approve an origination from Oort cloud, and the mechanism by which the comets are supplied from Kuiper belt to planet-crossing orbits is still unclear [22]. In the last 20 years, though a lot of Trans-Neptunian objects had been found from the proposed Kuiper belt, there is no evidence to support that these Trans-Neptunian objects are closely linked to comets. In conclusion, the current understanding of the origins of asteroid belt, planetary ring, and comet are still incomplete. Both asteroid belt and planetary ring are flat, circular, and parallel to respectively the ecliptic and planetary equatorial plane; they are embedded in planetary orbits and satellites' orbits, respectively; In addition to this, asteroids consist primarily of carbonaceous, silicate, and metallic materials, which is similar to the composition of the Earth and Mars. Relatively planetary ring consists primarily of ice and dust, which is

similar to the composition of icy satellites. On large scale, the Sun has a number of planets, each giant planet (Jupiter, Saturn, Uranus, and Neptune) also has a number of satellites. The similarity in these aspects suggests that the formation of both asteroid belt and planetary ring should share the same physics. The recent discovery of a population of comets in the main asteroid belt [23] indicates that comets may derive from various origins. The feature of various craters on the surface of planets and satellites suggests there had taken place some significant events in the solar system to create extensive bombardments. Recently a new model proposed that all objects in the universe are orderly organized in a series of hierarchical two-body systems to orbit and that under the effect of gravitation the two bodies of each two-body system will finally take place a catastrophic collision due to their orbital shrinkages [24]. In this present paper, we model physical collision of the two objects of a two-body system to account for the formation of asteroid belt, planetary ring, and comet at the same time, along with the topography of planet and satellite.

2 Modelling

In the frame of a hierarchical two-body model, all bodies are indirectly fixed together with gravitation (excluding the two bodies of a two-body system that are directly fixed together with gravitation), this indicates that if a moving body is shattered into fragments, these fragments are still constrained by gravitation in a series of hierarchical two-body systems, and the barycenter of the initial body can be survived in the disruption and may thus bring these systems of fragments to continue to orbit. Based on this physics, a theoretical model is here developed to demonstrate the formation of a belt (ring system) (Fig.1): A two-body system is orbiting a center body. With the passage of time, the two bodies of the two-body system due to their orbital shrinkages occurs a catastrophic collision to eject fragments in all directions. But due to the constraint of gravitation, these fragments form a series of hierarchical two-body systems in space. As the barycenter of the initial two-body system is survived in the collision, it continues to bring these systems of fragments to orbit. A successive hierarchical drag by means of the barycenters of related two-body systems automatically confines these fragments into a circular orbit. Some of the fragments are further shattered into small fragments to form a series of subordinate hierarchical two-body systems. As shown in Figure 1(D), the barycenter of the initial two-body system (point O) is dragging two components (point a and 1) to orbit, at the same time point a is also dragging two components (point b and d) to orbit, point b is also dragging two components (point c and one fragment) to orbit, etc. Because of this successive hierarchical drag from point O to related points, each fragment can always obtain some movement that is parallel to the movement of point O . For instance, we assumed that the angle between line Oa and the movement of the barycenter (point O) is α , the angle between line ad and line Oa is β , the angle between line de and line ad is γ , the angle between fragment M and line de is δ , thus the movement of fragment M that is parallel to the movement of point O fits to a relation of $\cos \alpha \times \cos \beta \times \cos \gamma \times \cos \delta$. Also because point 1 is also dragging a series of hierarchical two-body systems of fragments, each other fragment undergoes the same dynamical process as fragment M , thus all the fragments under the effect of this successive

hierarchical drag trend to fall on a circular orbit. But because of orbital shrinkage, the barycenter of the initial two-body system is increasingly approaching the center body, this further leads the fragments to move toward the center body, the belt (ring) thus becomes flat.

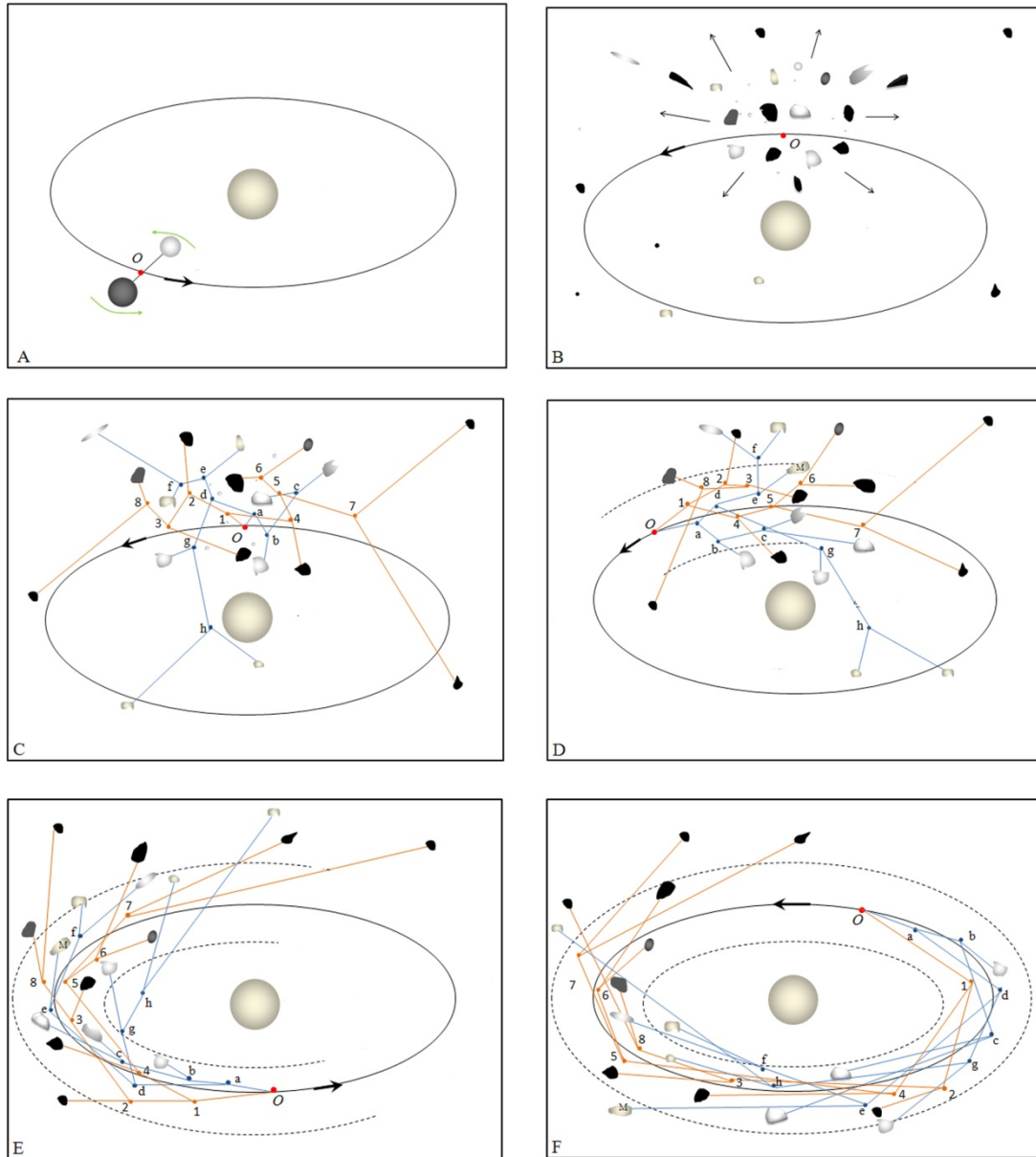


Figure 1: Simulation of the formation of a belt (ring system) based on hierarchical two-body gravitation. From A, B, C, D, E to F, it demonstrates the formation of a belt (ring system). Point O (marked with red dot) denotes the barycenter of the system. Blue (orange) dots (marked with letter a, b, c , etc., and number 1, 2, 3, etc.) represent the barycenters of related two-body systems in the associations. Blue (orange) line represents gravitation. Large black arrow represents the movement of the integral association. Dashed circle denotes the boundary of the belt (ring system).

It is now necessary to specify parameter for the formation of asteroid belt that the center body is replaced with the Sun, the initial two-body system in both physical

element and chemical composition is similar to the Earth-Moon system (especially it is rich in the composition of carbonaceous, silicate, and metallic material), and it is just placed between the orbits of Mars and Jupiter. Estimate of energy follows this process. Due to $M_{\text{earth}} = 5.97 \times 10^{24}$ kg, $M_{\text{moon}} = 7.35 \times 10^{22}$ kg, $L_{\text{earth-moon}} = 384\,000$ km, $P_{\text{moon}} = 27.32$ days, $R_{\text{earth}} = 6\,370$ km, $R_{\text{moon}} = 1\,738$ km (where M_{earth} and M_{moon} are respectively the mass of the Earth and Moon, $L_{\text{earth-moon}}$ is the distance between the Earth and Moon, P_{moon} is the orbital period of the Moon, R_{earth} and R_{moon} are respectively the radius of the Earth and Moon), thus the orbital radius of the Moon in the Earth-Moon system is $L_{\text{moon}} = (M_{\text{earth}} \times L_{\text{earth-moon}}) / (M_{\text{earth}} + M_{\text{moon}}) = 379\,330$ km, the orbital velocity is $V_{\text{moon}} = 2\pi L_{\text{moon}} / P_{\text{moon}} = 1.0$ km s⁻¹, the orbital radius of the Earth in the Earth-Moon system will be $L_{\text{earth}} = L_{\text{earth-moon}} - L_{\text{moon}} = 4\,670$ km, the orbital velocity is $V_{\text{earth}} = L_{\text{earth}} \times V_{\text{moon}} / L_{\text{moon}} = 0.012$ km s⁻¹. The kinetic energy for the Earth-Moon system will be $E_k = (M_{\text{earth}} \times V_{\text{earth}}^2 + M_{\text{moon}} \times V_{\text{moon}}^2) / 2 = 3.72 \times 10^{28}$ J. When the Moon collides with the Earth, their gravitational potential is converted to kinetic energy, thus $E_p = GM_{\text{earth}} M_{\text{moon}} [(1/R_{\text{moon1}} - 1/R_{\text{moon2}}) + (1/R_{\text{earth1}} - 1/R_{\text{earth2}})]$ (where R_{moon1} is the distance of the Moon to the barycenter of Earth-Moon system when the collision occurs, R_{moon2} is the initial distance which is equal to L_{moon} . R_{earth1} is the distance of the Earth to the barycenter of Earth-Moon system when the collision occurs, R_{earth2} is the initial distance which is equal to L_{earth} . After a deduction, $R_{\text{moon1}} = 8\,009$ km, $R_{\text{moon2}} = 379\,330$ km, $R_{\text{earth1}} = 98$ km, $R_{\text{earth2}} = 4\,670$ km), thus the gravitational potential work is worked out to be $E_p = 2.93 \times 10^{32}$ J, the total energy for the Earth-Moon system at the moment when the collision occurs will be $E = E_k + E_p \approx 2.93 \times 10^{32}$ J (we assumed that the collision occurs at the moment when $L_{\text{earth-moon}} = R_{\text{earth}} + R_{\text{moon}} = 8\,108$ km). The water component in the sample Earth-Moon system after the disruption are freezed in the fragments to form water ice, some of the gases are escaped while the remaining like carbon dioxide are freezed in the fragments. The collision timescale is determined by the magnitude of orbital shrinkage. We also specify parameter for the formation of planetary ring that the center body is replaced with a giant planet (Jupiter, Saturn, Uranus, and Neptune), the initial two-body system is a binary satellite system, their composition is similar to the giant planet's icy satellites, and it is placed more near to the planet than other satellites. The collisional timescale here is not specified. After the disruption of the two bodies, some of the fragments due to collision are further shattered to form a series of subordinate hierarchical two-body systems. By order, each fragment is eventually shattered into small particles (with a size of meter or micron) to form a series of even subordinate hierarchical two-body systems. For two types of model, some of the farther fragments that are ejected from the collision are dragged by the asteroid belt (planetary ring) to run across the solar system back and forth, this gives rise to the bombardment to planet and satellite. Once some of the fragments approach the Sun's body, the freezed water and gases in the fragments may be vaporized to form comets.

3 Fits to observation

3.1 Asteroid belt

It can be inferred from Figure 1(F) that, as each two-body system is always dragged by a superior two-body system to orbit, the fragments in the same association may share similar orbital elements such as semimajor axis, eccentricity, period, and inclination. Also

as the smaller fragments in the same association are derived from the disruption of a common parent body, this determines them to be with identical composition. Also as each hierarchical two-body association is an independent system, there may form space (gap) between the associations of fragments. Observation shows that many asteroids in the asteroid belt belong to some independent families or groups, in which these asteroids share nearly identical orbital elements [16, 25]. Literature shows that approximately one-third of the asteroids in the main belt are members of an asteroid family. Three bands of dust within the main belt have been found to share similar orbital inclinations as the Eos, Koronis, and Themis asteroid families [26]. The accepted conception strengthened by theoretical and observational results believes that members of a family are the fragments produced by the disruption of a common parent body resulting from a catastrophic collision [27]. Many Kirkwood gaps have been found in the asteroid belt. Although the current asteroid belt is believed to contain only a small fraction of the mass of the primordial belt, numerical simulations suggest that the original asteroid belt may have contained mass equivalent to the Earth [2]. It can also be inferred from Figure 1(F) that under the frame of hierarchical two-body association, each fragment will have one companion that may be one body or a series of hierarchical two-body associations. According to Johnston's Archive of "Asteroids with Satellites", as of October 2009, 67 asteroids that are in the main asteroid belt had been discovered to have companions (moons). The current belt is observed to be composed primarily of three categories of asteroids: C-type or carbonaceous asteroids, S-type or silicate asteroids, and M-type or metallic asteroids, this fits to the sample Earth-Moon system. Figure 2 models an asteroid belt around the Sun, all asteroids in the belt are orderly organized in a series of hierarchical two-body systems of families.

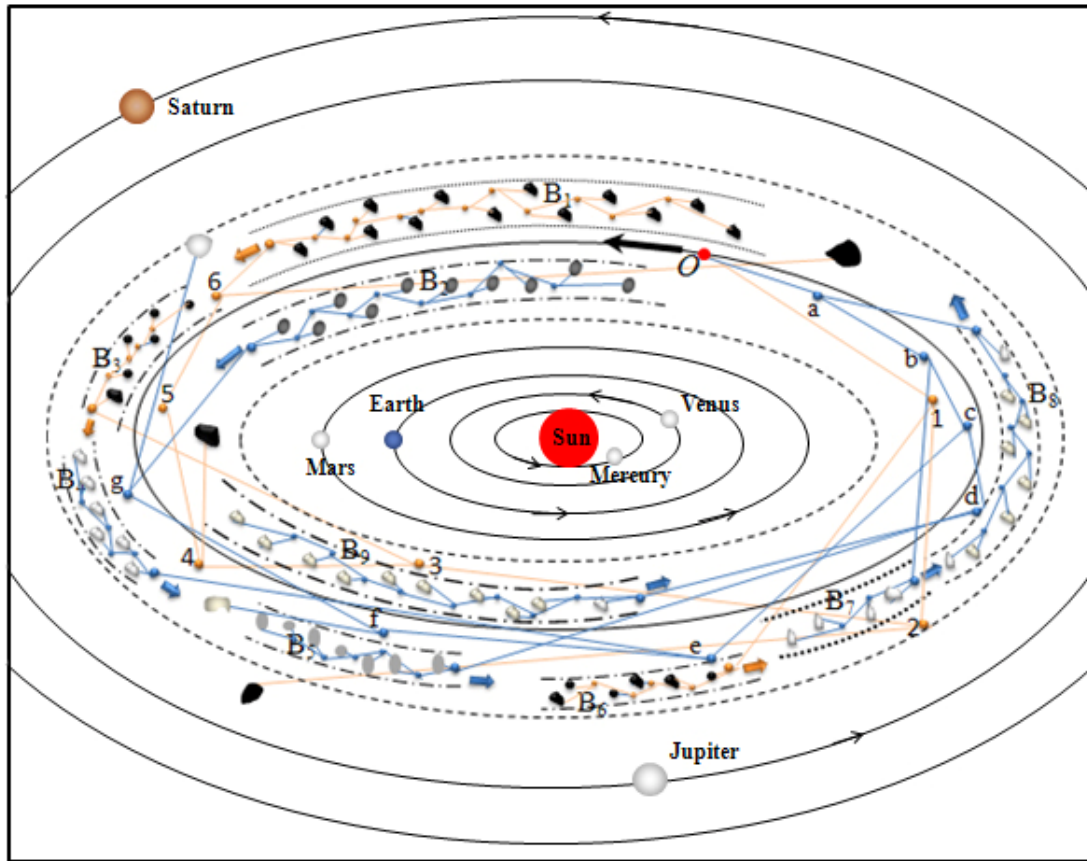


Figure 2: A modeled distribution of asteroid belt. The dashed circle interval is the scope occupied by the asteroid belt. Point O (marked with red dot) denotes the barycenter of asteroid belt. B_1, B_2, B_3 etc. denote some families that consist of a series of subordinate hierarchical two-body systems of smaller asteroids. Blue (orange) dots (marked with letter a, b, c , etc., and number 1, 2, 3, etc.) represent the barycenters of related superior two-body systems that control these families through gravitation. Blue (orange) line represents gravitation in. Large black arrow represents the movement of integral asteroid belt, while short blue (orange) arrow represents the motion of each family.

3.2 Planetary ring

It can be inferred from Figure 1(F) that, with the passage of time, the fragments continue to disrupt into smaller fragments (particles), each hierarchical two-body association of smaller fragments eventually encircles the center body to form a belt (ring), all the associations may at the same time form many rings that are divided by gaps. Observation shows that planetary rings are mutually parallel, and that there are many gaps between them (for example, Saturn's ring system). As some of the fragments are shattered to form the rings, while the others are survived, this determines that the survived fragments will be embedded to accompany the rings to orbit. This sort of fragments is currently named after irregular satellites. For example, Adrastea and Metis are observed to be embedded in the Jupiter's main ring, while Amalthea is embedded in the Gossamer ring. Satellites Mimas, Enceladus, and Tethys are embedded in Saturn's E ring. As the two bodies of the binary system are likely to be composed of different materials, different fragment in the collision may hold different material, as a result,

when these fragments are further shattered into smaller fragments (particles) to form rings, different spectral characteristic's rings are determined. Figure 3 models a Saturn's ring system, in which the particles are orderly organized in a series of hierarchical two-body systems to orbit, all rings therefore keep parallel to orbit the planet.

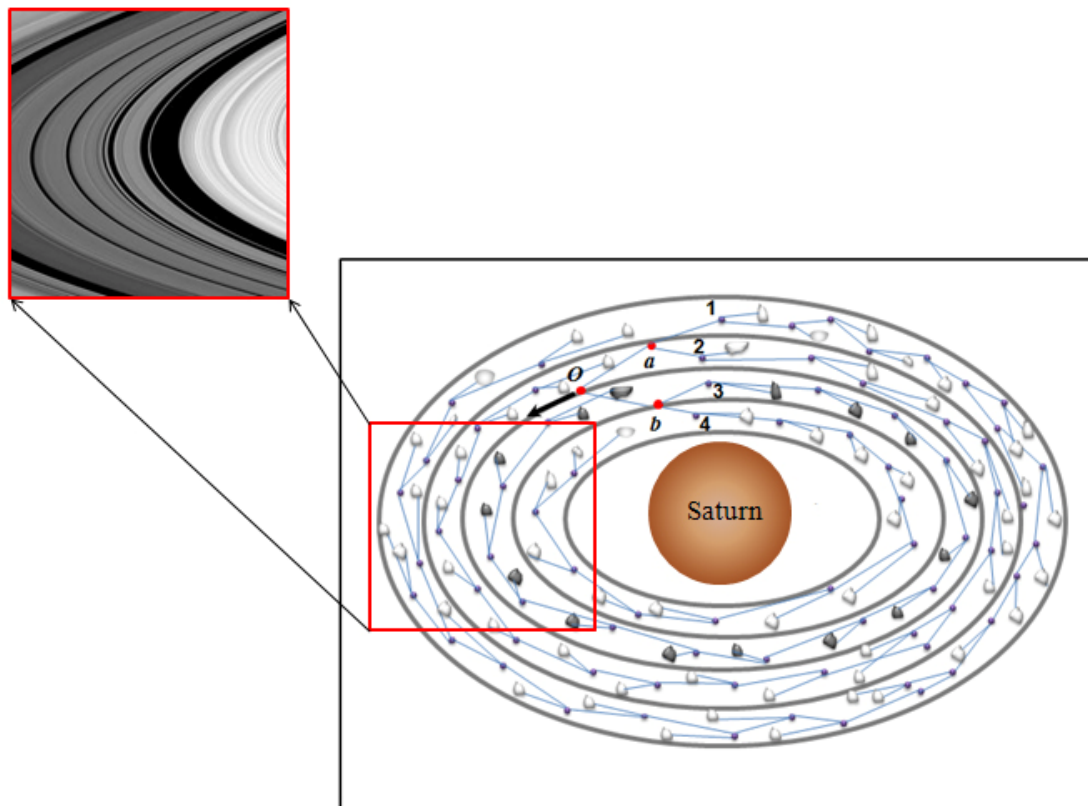


Figure 3: A simulated hierarchical two-body association of particles in Saturn's ring system. Point O is the barycenter of the ring system that drags point a and b to orbit the planet, at the same time point a drags point 1 and 2 to orbit, point b drags point 3 and 4 to orbit, while point 1, 2, 3, and 4 respectively drags a series of hierarchical two-body associations of particles to orbit, which forms rings around the planet. Red (brown) dot denotes the barycenter of related two-body system, blue line denotes gravitation. Large black arrow denotes the motion of the integral ring system. Large circle denotes each ring's boundary (gap). The fitted image of Saturn's A and B ring (left top) is from Cassini-Huygens (PIA12735) (courtesy of NASA).

The propeller-shaped and ringlet structures in Saturn's ring and the twisted Fraternity arc in Neptune's ring may be explained as follows (Fig.4): because the two bodies of a two-body system are derived from the disruption of a common parent body, in the disruption they may obtain additional movements due to the transfer of momentum, as the two-body system is always dragged by a superior two-body system to orbit, the two bodies under the interaction of drag and additional movements can form some kind of rotation, this makes them look like a two-armed propeller if they are embedded in the particles of the ring. If the two bodies are at the same time shattered to form two subordinate hierarchical two-body associations of particles, the two associations can also perform some kind of rotation, which makes them enlase with each other (like a twisted strand or rope). If only one body is shattered to form an association

of particles, while another is survived, the survived body will accompany the association to orbit, which makes it look like a shepherd. Because of additional movement, each association of particles itself looks like a long ringlet.

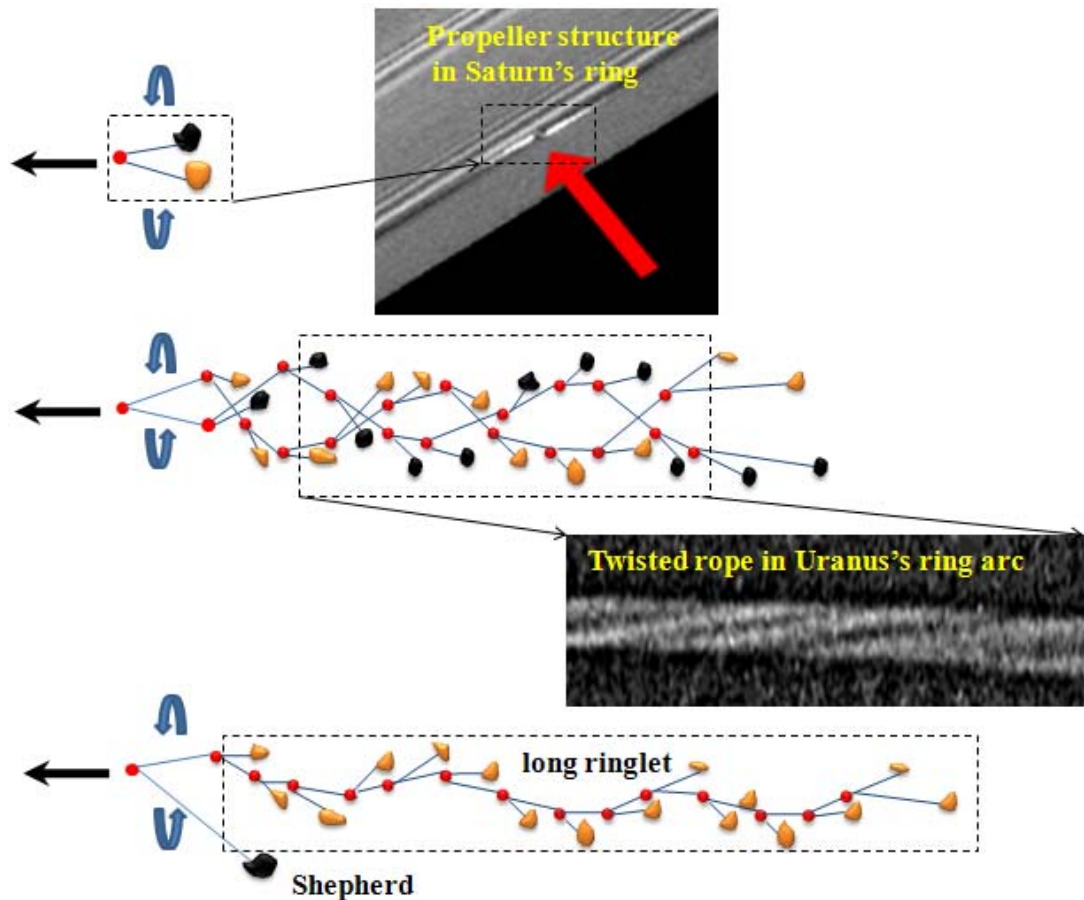


Figure 4: Model of the formation of unusual structures. Top shows a moving rotational two-body system that fits to yield a propeller structure in Saturn's ring; Middle does a moving hierarchical two-body association of particles that fits to yield a twisted strand (rope) in Uranus's Fraternity arc. Also note that in the image there are at least three hierarchical two-body associations of particles to build up this twisted rope; Bottom does a moving two-body system that consists of a shepherd (satellite) and a long ringlet (a subordinate hierarchical two-body association of particles). Red dot denotes the barycenter of related two-body system. Large black arrow denotes the motion of an integral system (images by courtesy of NASA).

Uranus has been found to possess more than 13 rings that are composed of bodies of 0.2–20 m in diameter, the majority of them are only a few kilometers wide, this requires some mechanism to hold the bodies together [28]. The most widely model proposed initially by Goldreich and Tremaine is that a series of small satellites exert gravitational torques to confine the rings in radius [29]. To be effective, the masses of the satellites should exceed the mass of the ring by at least a factor of two to three [30]. But so far only the ϵ ring is observed to have two small companions - Cordelia and Ophelia, no satellite larger than 10 km in diameter is known in the vicinity of other rings [31], this in turn indicates that the narrow rings are not confined by satellites but by other mechanism.

Also note that the rings are not solid objects but composed of countless particles with sizes from dust to small moons, the particles in the rings seem to be arranged to orderly encircle the planet, which does not reflect a perturbation from external object. Images show that Saturn's F ring has at least two additional strands and a background dust population that extends across ≥ 700 km in radius [32-34], the shepherd satellite-Prometheus penetrates the inner dust region each orbital period of 14.7h, Murray et al explained the streamer-channels as a consequence of Prometheus dragging out materials from the ring [35]. Please note three features that the relative precession rate between Prometheus and F ring is $0.057^\circ \text{ d}^{-1}$ [35], which indicates both F ring and Prometheus are synchronously moving forward, the channels relative to Prometheus (see image PIA08397) are moving backward, and there are a series of channels along F ring (reference to PIA11589). Prometheus in its orbit may periodically penetrate the ring region, but it is very difficult to drag out materials from the ring to maintain these separated channels when it is far away from the ring body, because Newton's gravitation is universal and its magnitude is determined by inverse square law. Here I would like to employ this hierarchical two-body model to explain the formation of longitudinal channel. As all particles in F ring and the background dust region are organized in a series of hierarchical two-body systems, when Prometheus approaches and penetrates the ring region, it at first collides with the particles of near side and then pushes some of them into the particles of far side, the ejected particles by means of the barycenters of related two-body systems further drag the particles of downstream two-body systems to move. But as the downstream two-body systems are always being brought by upstream two-body systems to orbit, the ejected particles will eventually be dragged to return to their initial positions, this gives rise to an impressive effect: the particles are successively pushed away from their positions, but then they are successively dragged to return to these positions, a wave-like appearance (look like a channel) is therefore determined to move backward along the ring. Also because the ejected particles further activate the local particles, a bright feature is formed for the channel. When Prometheus next time penetrates the ring region and collides with particles, another wave-like appearance (channel) is formed to move backward along the ring. Periodical collision between Prometheus and the ring region eventually yields a series of separated channels in the ring. Figure 5 models a non-timescale collision between Prometheus and the F ring to form a channel. Prometheus has a potato-like shape (about 145 by 85 by 62 km³), movie sequence from Cassini images (PIA08397) shows that as Prometheus approaches the F ring, it often performs some kind of rotation in space. This determines that, when Prometheus periodically collides with the elliptical F ring, the difference in collisional scale is likely to result in different channel. Figure 6 is a reproduction of PIA08397 that records how Prometheus interacts with F ring. It may see that when Prometheus approaches the ring (from **a** to **b** where it is the closest approach), there is no clue of gravitation. If there were gravitation, according to inverse square law, Prometheus's attraction has to drag the ring to become convex, but before the collision the ring is always the original shape. It is also clear that after the collision the F ring becomes concave (see **c**₁ and **d**₁).

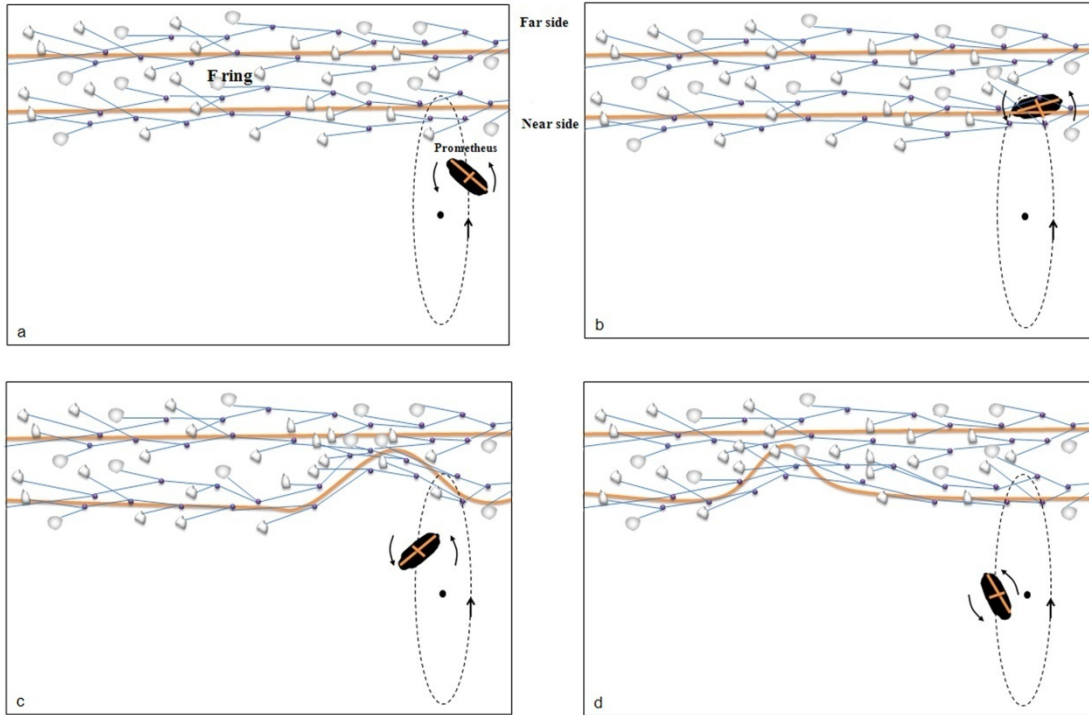


Figure 5: Modelling the creation of a channel in F ring. From **a**, **b**, **c** to **d**, it successively demonstrates how Prometheus interacts with the ring particles. Blue line denotes gravitation, the dashed circle denotes Prometheus's orbit.

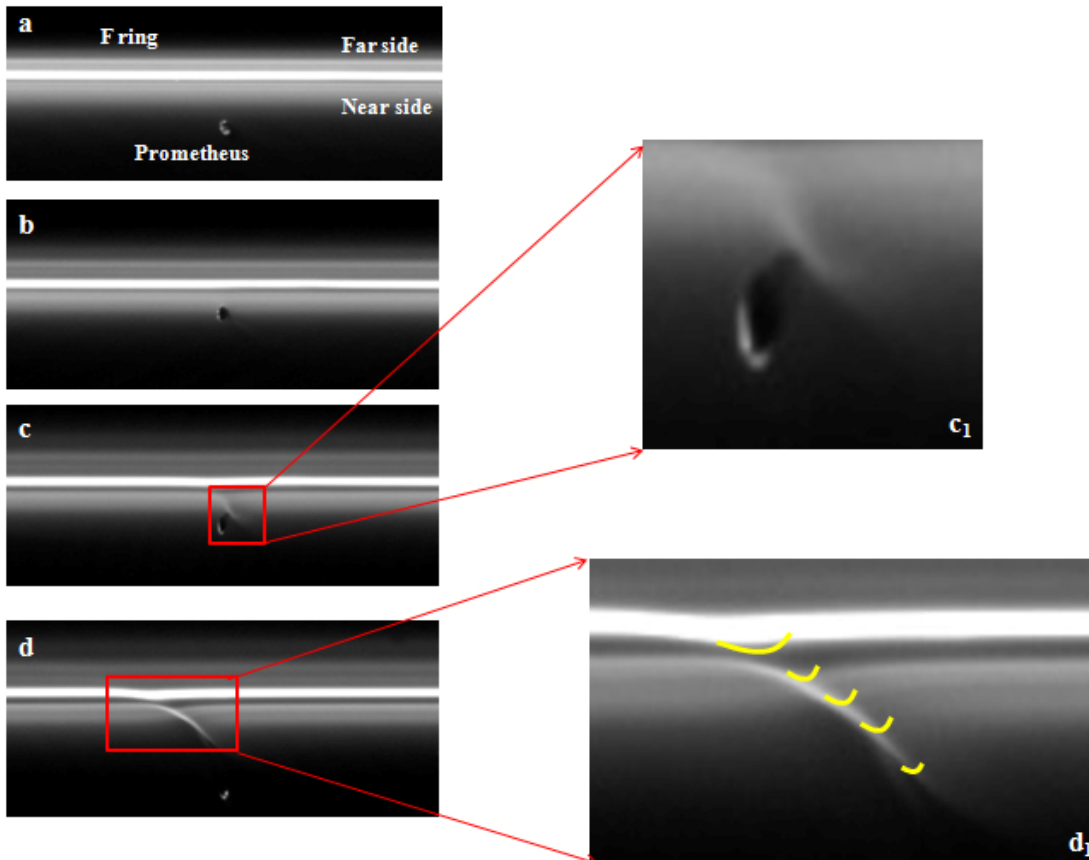


Figure 6: Images of the interaction of Prometheus and the F ring. **c₁** shows that the collision pushes the ring to become concave, while **d₁** does that a long concave channel is created. Note

period comets through JPL Small-Body Database Browser to examine their orbital features and find that more than 86% the comet population whose inclination is greater than 60 degrees generally have a semi-major axis of between 9.54 ~ 30.0 AU, while 94.18 % the comet population whose inclination is less than 60 degrees generally have a semi-major axis of between 2.0 ~ 9.54AU (Fig.9). In addition to this, statistical result indicates that long period comets are generally on high-inclination orbits while short period one are mostly on low-inclination prograde orbits [36].

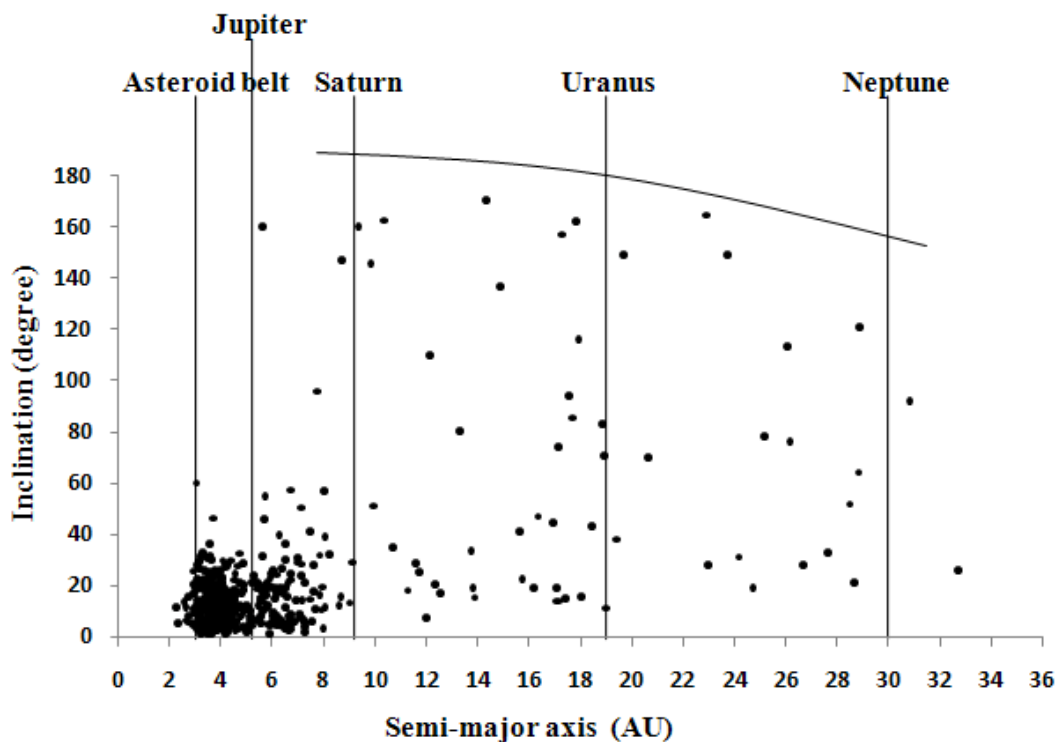


Figure 8: Orbital inclination out to semi-major axis for short period comets. Asteroid belt and four giant planets are arranged by their orbital radius.

From figure 7 only the fragments whose distances from their owners (asteroid belt and four giant planets) are close to the distances of these owners to the Sun may have chance to approach the Sun and become comets, and the fragment density per unit region in the inner solar system that is controlled by the asteroid belt and the Jupiter is larger than that of by the Saturn, Uranus, and Neptune. Figure 8 shows that the semi-major axis of the majority of short period comets is very close to the orbital radius of the asteroid belt and the Jupiter, this is consistent with the expectation from figure 8. It may see that there is an orbital relation that the value of $(\text{aphelion} - \text{perihelion})/2$ of a fragment is equal to the orbital radius of its owner (planet or asteroid belt) around the Sun. Encke's and Halley's comet therefore may be classified to the control by the asteroid belt and Uranus's ring system, respectively. The perihelion and aphelion of Encke's comet are respectively 0.33 and 4.11 AU, the value of $(\text{aphelion} - \text{perihelion})/2$ is equal to 1.89 AU, this is roughly close to the orbital radius of the asteroid belt (2.67 AU). The orbit of Halley's comet from the Sun is between 0.586 and 35.1 AU, the value of $(\text{aphelion} - \text{perihelion})/2$ is equal to 17.26 AU, this is roughly close to the orbital radius of the

Uranus (19.23 AU). Uranus’s ring plane has a high inclination of 97 degrees to the ecliptic, this corresponds to a retrograde motion with aspect to the motion of planet around the Sun, Halley’s orbit is also retrograde. In the past decades some small celestial bodies (they are currently named after Centaurs) had been found orbiting the Sun between Jupiter and Neptune and crossing the orbits of one or more of the giant planets [37], some of the centaurs are here classified (Tab.1). It is very important to keep in mind that a comet or centaur in the distance cannot or very difficult to be observed because of its very small size and obscure appearance, the value of aphelion is theoretically derived from a Keplerian elliptical estimate but not from observation, and thereby has a high uncertainty to influence the precision of this classification.

| Owner | Name | Perihelion (AU) | Aphelion (AU) |
|---|----------------------|-----------------|---------------|
| Jupiter (a = 5.2AU) | 2060 Chiron | 8.4 | 18.9 |
| | 1994 TA | 11.7 | 21.9 |
| | 1995 Dw ₂ | 18.9 | 31 |
| | 10370 Hylonome | 18.9 | 31 |
| Saturn (a = 9.3AU) | 5145 pholus | 8.7 | 31.8 |
| | 7066 Bessus | 11.8 | 37.5 |
| | 1995 GO | 6.8 | 29.4 |
| | 5576 Amycus | 15.21 | 35.09 |
| | 8045 Asbolus | 6.8 | 29.31 |
| Asteroid belt (assumed a = 2.67 AU) | 7066 Nessus | 11.8 | 37.48 |
| | 1997 CU ₂ | 13 | 18.5 |
| | 10199 Chariklo | 13.08 | 18.66 |

Table 1: Classification of Centaurs. Note the values of perihelion and aphelion are derived from JPL Small-Body Database Browser.

Figure 9 demonstrates how the Jupiter responsible for the orbits of a comet and a centaur. The orbits of the comet and centaur are assumed to be parallel to the elliptic, the orbital period around the Jupiter are respectively 4.5 and 6.0 year, the orbital radius are respectively 5.5 and 13.6 AU, the initial position are respectively $x_{\text{comet}} = 5.5$ AU, $y_{\text{comet}} = -5.2$ AU; $x_{\text{centaur}} = 13.6$ AU, $y_{\text{centaur}} = -5.2$ AU, the Jupiter’s orbital radius and period around the Sun are respectively 5.2 AU and 11.86 year. It may see that the centaur runs an eccentric orbit that crosses the orbits of Saturn and Uranus, and that the comet also runs an eccentric orbit and enters the inner solar system from one corner of the sky and then drops out, but next time it enters from another corner of the sky. This may significantly make people believe that it is two different comets. Planetary ring plane has inclination to the ecliptic, and the ring itself is always rotating, this determines that a comet that is dragged by a rotating ring may enter the inner solar system in different time from different corner of the sky.

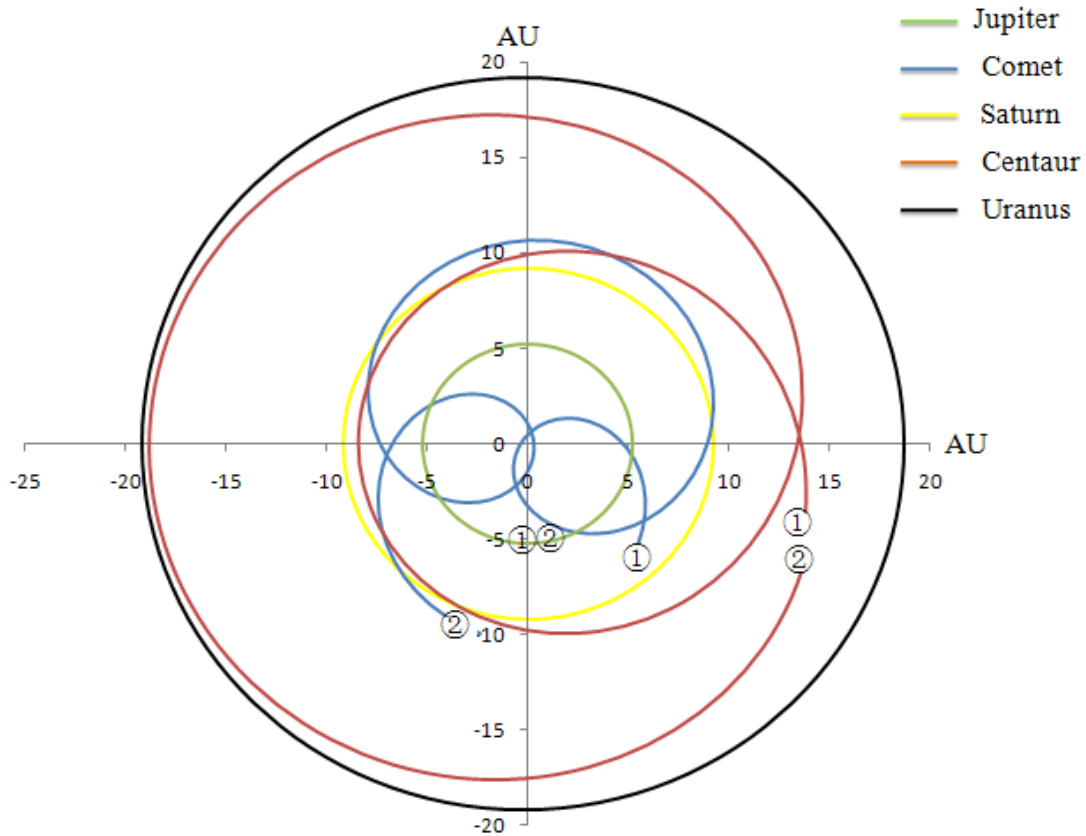


Figure 9: Simulation of the orbits of a comet and a centaur that are dragged by the Jupiter. The Sun is located at the center. Time interval is 12 years. ① represents the initial position of the comet and centaur, while ② represents the final position.

4 Discussion

Celestial objects are commonly believed to be constrained by gravitation to orbit, and the effect of gravitation is to drag object to mutually approach each other, thus with the passage of time the orbit of each celestial object will be forced to shrink, and then the collision between objects is destined. In the solar system, the Earth has a satellite -the Moon. As of October 2009, more than 180 minor planets have been found to have moon (s) (reference to Johnston's Archive: Asteroids with Satellites). Each of four giant planets (Jupiter, Saturn, Uranus, and Neptune) generally holds a number of satellites, which makes it look like a small solar system. It is possible that some of these satellites in the past hold their own moons, but due to orbital shrinkage these moons had lost to the collision with their father satellites. Countless craters on the surface of both planets and satellites suggest that planets and satellites after their formation were severely bombarded, this naturally requires some events to responsible for. The difference of the craters on the surface of planets and satellites requires these events to be unique. For instance, the far and near side of the Moon have different quantity of craters on them, which requires some special physical process to create. The ejected fragments from the collision between the two bodies of the proposed binary planet (satellite) system may fit to this demand. In recent years a number of irregular satellites have been found to orbit the Jovian planets, they form some groups and families that are similar to the asteroids in

the main belt [38]. It is reasonable to deduce that these irregular satellites are the farther fragments that were ejected from the collision of the two bodies of a binary satellite system, but a hierarchical two-body association is confining them to orbit the planet. The low density of Saturn's small moons and their spectral characteristics similar to those of the main rings, closeness to the rings and rapid disruptive timescales have long suggested that their origin may be linked to the planet's icy rings[20, 39-41], the collision between the two bodies of a binary satellite system proposed here may fit to this expectation. The well known Titius-Bode Law once predicted a planet that is located between the orbits of Mars and Jupiter, but observation does not support its existence. Based on this research, we conclude that the predicted planet might be a planetary system that holds a satellite and had existed in the past, but many years ago the planetary system due to a catastrophic collision had been shattered to form the present asteroid belt. In the smashing collision, the ejected fragments due to the conservation of momentum are likely to symmetrically distribute around the barycenter of the planetary system. This means that the average orbital radius of the fragments around the Sun is approximately equal to the planetary system's orbital radius around the Sun. We through JPL Small-Body Database Search Engine search for asteroids located in a belt range between Mars' and Jupiter's orbit ($1.52\text{AU} < R < 5.2\text{ AU}$). Around 536818 asteroids are found here and their average semi-major axis around the Sun and inclination with respect to the elliptic are worked out to be 2.67 AU and 8.30 degrees, respectively. These should be the constraints of the proposed planetary system orbiting the Sun at the moment. Titius-Bode Law has an experience expression of $a = (n+4)/10$ (where a is the semi-major axis of a planet around the Sun and $n=0, 3, 6, 12, 24, 48 \dots$). Consider the distribution of established planets (like Mercury, Venus, Earth, Mars, Jupiter ...) with respect to the Sun, the position of the proposed planetary system from this formula is expected to be $a = (24+4)/10 = 2.8\text{ AU}$. About 3.77 % the indexed asteroids are recorded with certain diameter and totally hold a volume of 1.77 billion Km^3 , not more than 0.11 % the Earth's volume. It is possible that the majority of the mass of the proposed planetary system in the smashing collision had been ejected away.

If such a smashing collision for the proposed planetary system had occurred in the past, a natural aftermath is that the ejected fragments from the planetary system would fly outward and inward from their origin (refer to Figure 1(B)), and thereby can bombard the objects they encounter in the travel. Generally speaking, the nearer the objects are close to the origin of collision, the more the objects can encounter the fragments from the collision, the more the objects can be bombarded by these fragments. As shown in Figure 10, when the fragments from the origin of collision fly outward and inward, the Mars and Earth in their respective orbit can inevitably be bombarded by some inward fragments. As the Mars is more close to the origin of collision than the Earth, the Mars along with its satellites can receive more bombardment than the Earth and Moon. In particular, the synchronous rotation of the Moon around the Earth can get its far side receive more bombardment than the near side. As stated in the second part of this paper, the ejected fragments under the effect of hierarchical two-body gravitation can be finally confined to form a flat circular belt to orbit, also because the Moon is a sphere and has an inclination of 5.15 degrees to the elliptic, this means that the Moon in motion may

sometimes run through the fragment belt. In this process, the south and north poles of the Moon may encounter more bombardment than that of the near side of the Moon. In particular, some of the fragments can run tangential collision to scrape the Moon's spherical surface, by which some shaped-line structures can be formed. The images of the Moon and Mars' satellites provide good evidence to support this deduction. From Figure 10, we conclude, the satellites of the Mars (Deimos and Phobos) might had hold perfect spherical structure like the Earth's satellite- the Moon, but subsequently they were severely bombarded by the fragments from the collision of the proposed planetary system and leave the present disabled structures. The distribution of ejected fragments from the proposed planetary system and the motion of the Earth-Moon system may result in the difference of topography between the two hemispheres of the Moon.




Figure 10: Ejecting fragments inward bombard planets and their satellites to form various craters. Red dot in the model diagram represents the barycenter of the proposed planetary system. Images of Deimos, Phobos, far side of the Moon, and near side of the Moon are by the courtesy of NASA.

Similarly, if planetary ring is derived from the same mechanism as asteroid belt undergoes, a smashing collision between the two objects of a binary satellite system is necessarily occurred in the past, the ejected fragments from the binary satellite system would naturally bombard other brother satellites of the same planet. Evidence from the images of the satellites of the Uranus proves this deduction (Fig. 11). In the comparison of Figure 11 and 12, a common feature is that per unit area the surface of the satellite that is close to the collisional origin receives more bombardment than that of farther satellite. As Miranda, Ariel, Umbriel, Titania, and Oberon hold synchronous rotation around the

Uranus and their orbital radiuses are large than the radius of Uranus’s ring, this means that the near side of these satellites can receive more bombardment than that of their far sides as long as the bombardment is occurred later than the satellite’s lock by the Uranus. Strange shaped- triangle feature on the Miranda’s surface might be created by the scrapes of several fragments. It is not easy to compare the bombardments encountered by planets after a long astronomical time, because the resulting effect is closely determined by the physical condition of both the ejected fragments and the planets, for instance, planetary atmosphere, rotation, and geological activity can also moderate the bombardments from the ejected fragments.

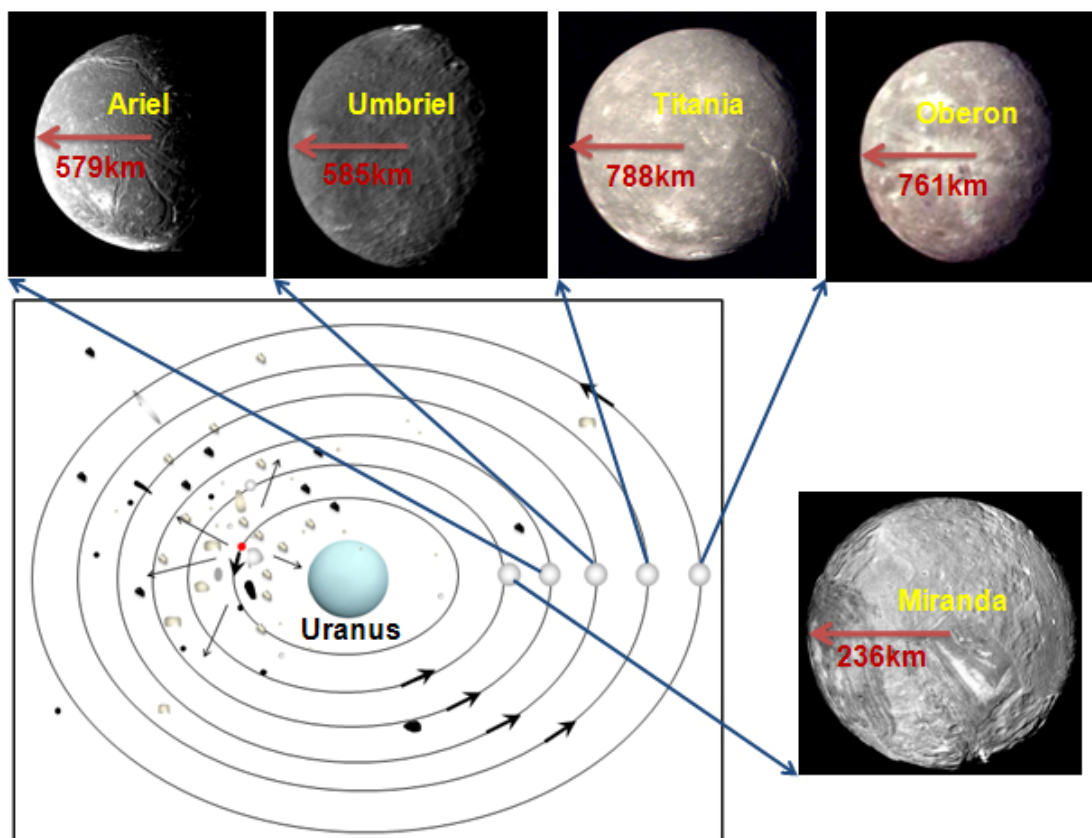


Figure 11: Ejecting fragments outward bombard satellites of the Uranus to create craters. Red dot in the model diagram represents the barycenter of the proposed binary satellite system. Images of Miranda, Ariel, Umbriel, Titania, and Oberon are by the courtesy of NASA.

Jan Oort in 1950 statistically found that there is a strong tendency for aphelia of long period comet orbits to lie at a distance of about 50,000 AU and then proposed that comets reside in a vast cloud at the outer reaches of the solar system [10]. Also note that the so-called aphelia of long period comet orbits is derived from a theoretical estimate, nobody in person sees that the aphelia of a cometary orbit is located at such a distant place. On the other hand, when we observe a comet, the Earth is rotating around its axis, the Earth and Moon are also rotating around their common center of mass, and this center is also revolving around the Sun, the Sun is also moving, what we observe for the

comet is a compositive effect of multiple motions, it is very difficult to determine the comet's proper motion. Both two aspects make Oort Cloud Hypothesis uncertain. The Kuiper Belt that is proposed to account for short period comets encounters at least two significant obstacles: 1) the mechanism by which the comets are supplied from Kuiper belt to planet-crossing orbits is unclear [22]; and 2) there is no evidence to indicate that short period comets are originated from Kuiper Belt Objects. Most of comets are composed of water ice, rock, dust, and frozen gases [42], planetary ring also consists of mainly water ice and dust. As of 2008, three centaurs such as 2060 Chiron, 60558 Echeclus, and 166P/NEAT have been found to display cometary coma [43]. This similarity indicates that both planetary ring and comet (centaur) is related. The collisional scenario of a binary planetary (satellite) system proposed here may compatible with all aspects. The present model is too simple to take account of the timescale of the collision of a binary planetary (satellite system) with aspect to the evolution of the solar system, nevertheless, it provides a hopeful direction to integrally consider the origin of asteroid belt, planetary ring, and comets, future spacecraft observation and numerical simulation may examine the expectation of this model.

Reference:

1. Herschel, W. Observations on the Nature of the New Celestial Body Discovered by Dr. Olbers, and of the Comet Which Was Expected to Appear Last January in Its Return from the Sun. *Philosophical Transactions of the Royal Society of London* **97**, 271-272 (1807).
2. Petit, J.-M., Morbidelli, A., Chambers, J. The Primordial Excitation and Clearing of the Asteroid Belt. *Icarus* **153**, 338-347 (2001).
3. Roche, E. A. *Acad. Sci. Lett. Montpellier. Mem. Section Sci.* **1**, 243-262 (1847).
4. Pollack, J. B., Grossman, A. S., Moore, R., Graboske, H. C. Jr. The formation of Saturn's satellites and rings as influenced by Saturn's contraction history. *Icarus* **29**, 35-48 (1976).
5. Charnoz, S., Morbidelli, A., Dones, L., Salmon, J. Did Saturn's rings form during the Late Heavy Bombardment? *Icarus* **199**, 413-428 (2009).
6. Dones, L. A recent cometary origin for Saturn's rings? *Icarus* **92**, 194-203 (1991).
7. Canup, R. M. Origin of Saturn's rings and inner moons by mass removal from a lost Titan-sized satellite. *Nature* **000**,1-4 (2010).
8. Charnoz, S., Salmon, J. & Crida, A. The recent formation of Saturn's moonlets from viscous spreading of the main rings. *Nature* **465**, 752-754 (2010).
9. Burns, J. A., Hamilton, D. P., Showalter, M. R. Dusty rings and circumplanetary dust: observations and simple physics *Interplanetary Dust ed E Grun, B A S Gustafson, S F Dermott and H Fechtig (Berlin: Springer) pp 641-725 (2001).*
10. Oort, J. H. The structure of the cloud of comets surrounding the Solar System and a hypothesis concerning its origin. *Bull. Astron. Inst. Neth.* **11**, 91-110 (1950).
11. Kuiper, G. P. In *Astrophysics: A Tropical Symposium*, edited by J. A. Hynek. McGraw-Hill, New York, 357 (1951).
12. Woolfson, M. M. Solar System - its origin and evolution. *Q. J. R. Astr. Soc.* **34**, 1-20 (1993).

13. Wurchterl, G. Planet Formation Towards Estimating Galactic Habitability. In P. Ehrenfreund et al.. *Astrobiology: Future Perspectives*. Kluwer Academic Publishers, 67-96 (2004).
14. Klahr, H. H., Bodenheimer, P. Turbulence in accretion disks: vorticity generation and angular momentum transport via the global baroclinic instability. *ApJ*. **582**, 869-892 (2003).
15. Taishi, N., Yushitsugu, Nakagawa. Formation, early evolution, and gravitational stability of protoplanetary disks. *ApJ*. **421**, 640-650 (1994).
16. Andrew N, Youdin., Shu, F. N. Planetesimal formation by gravitational instability. *ApJ*. **580**, 494-505 (2002).
17. Inaba, S., Wetherill, G.W., Ikoma, M. Formation of gas giant planets: core accretion models with fragmentation and planetary envelope. *Icarus* **166**, 46-62 (2003).
18. Hirayama, K. Groups of asteroids probably of common origin, *AJ*. **31**, 185-188 (1918).
19. Murray, C. D. *et al.* The determination of the structure of Saturn's F ring by nearby moonlets. *Nature* **453**, 739-744 (2008).
20. McGhee, C. A. *et al.* HST observations of spokes in Saturn's B ring. *Icarus* **173**, 508-521 (2005).
21. Hammel, H. The Ice Giant Systems of Uranus and Neptune. *Solar System Update*. Springer Praxis Books. 251-265 (2006).
22. Duncan, M., Quinn, T., Tremaine, S. The origin of short-period comets. *ApJ*, Part 2 -Letters **328**, L69-L73 (1988).
23. Hsieh, H.H., Jewitt, D. A Population of Comets in the Main Asteroid Belt. *Science* **312**, 61-563 (2006).
24. [1] Yang, Y. F., Motions of Observable Structures Ruled by Hierarchical Two-Body Gravitation in the Universe. Proceedings of the 18th annual conference of the NPA, College Park, Maryland University, USA, Vol.8: 712-721 (2011).
25. Anne, Lemaitre. Asteroid family classification from very large catalogues. Proceedings Dynamics of Populations of Planetary Systems. Belgrade, Serbia and Montenegro: Cambridge University Press, 135-144 (2004).
26. Love, S. G., Brownlee, D. E. The IRAS dust band contribution to the interplanetary dust complex - Evidence seen at 60 and 100 microns. *AJ*. **104** (6), 2236 -2242 (1992).
27. Zappalà V., Cellino A., Dell'Oro A., and Paolicchi P. Physical and dynamical properties of asteroid families. In *Asteroids III* (W. F. Bottke Jr. et al., eds.), this volume. Univ. of Arizona, Tucson (2002).
28. Esposito, L. W. Planetary rings. *Reports On Progress In Physics* **65**, 1741-1783 (2002).
29. Goldreich, P., Tremaine, S. Towards a theory for the uranian rings. *Nature* **277**, 97 - 99 (1979).
30. Porco, C. C., Goldreich, P. Shepherding of the Uranian rings I: Kinematics. *AJ*. **93**, 724-778 (1987).
31. Smith, B. A. *et al.* Voyager 2 in the Uranian System: Imaging Science Results. *Science* **233** (4759), 97-102 (1986).

32. Porco, C. C. *et al.* Cassini imaging science: Initial results on Saturn's rings and small satellites. *Science* **307**, 1226-1236 (2005).
33. Porco, C. C. *et al.* Cassini imaging science: Instrument characteristics and anticipated scientific investigations at Saturn. *Space Sci. Rev.* **115**, 363-497 (2004).
34. Murray, C. D., Gordon, M. K. & Giuliatti Winter, S. M. Unravelling the strands of Saturn's F ring. *Icarus* **129**, 304-316 (1997).
35. Murray, C. D. *et al.* How Prometheus creates structure in Saturn's F ring. *Nature* **437**, 1326-1329 (2005).
36. Duncan, M., Quinn, T., Tremaine, Scott. The origin of short-period comets. *ApJ.* **328**, L69-L73 (1988).
37. Horner, J., Evans, N.W., Bailey, Simulations of the Population of Centaurs I: The Bulk Statistics. *Mon. Not. R. Astron. Soc.* **000**, 1-15 (2008).
38. Huebner, W. F. Composition of Comets: Observations and Models. *Earth, Moon, and Planets.* **89**,179-195 (2000).
39. Jewitt, D. C., Delsanti, A. The Solar System Beyond The Planets. *Solar System Update : Topical and Timely Reviews in Solar System Sciences.* Springer-Praxis Ed.(2006).
40. Nesvorny, D., Alvarellos, J. L. A., Dones, L., Feverson, H. Orbital and collisional evolution of the irregular satellites. *AJ.* **126**, 298-429 (2003).
41. Porco, C. C., Thomas, P. C., Weiss, J. W. & Richardson, D. C. Physical characteristics of Saturn's small satellites provide clues to their origins. *Science* **318**, 1602-1607 (2007).
42. Poulet, F., Cruikshank, D. P., Cuzzi, J. N., Roush, T. L. & French, R. G. Compositions of Saturn's rings A, B, and C from high resolution near-infrared spectroscopic observations. *Astron. Astrophys.* **412**, 305-316 (2003).
43. Coradini, A. *et al.* Saturn satellites as seen by Cassini mission. *Earth Moon Planets* **105**, 289 -310 (2009).