

E8 for Psychological Types and Physics

By John C. Gonsowski

Abstract

James Reynierse says: "You have it exactly right when you refer to the symmetry of type beginning with the Pair interactions. My colleague and fellow researcher John Harker and I have frequently discussed these relationships in terms of the natural symmetry of type... showing a circumplex structure for the MBTI is interesting and instructive..." E8 and its subalgebras are mapped to MBTI types and Enneagram numbers. In the process, analogies with the use of E8 in physics are explored. Down at D3, a Process Circumplex is constructed from MBTI type pair interactions and an analogy is shown with conformal gravity and its rotation, boost, translation, and special conformal bivectors. At D4, an analogy is constructed between the Enneagram's Law of 7 (1-4-2-8-5-7) and the electroweak force. Also, the Enneagram's Law of 3 (3-6-9) is related to the color force. At D5, an analogy is constructed between the Enneagram's first (1-2-3-4) and second (8-7-6-5) quaternities and the real and imaginary dimensions of complex spacetime. At E6, the analogy constructed is between two additional Enneagram patterns and matter/antimatter. E7 and E8 relate to brane universes and perhaps to multiple MBTI type spaces encoded in the brain.

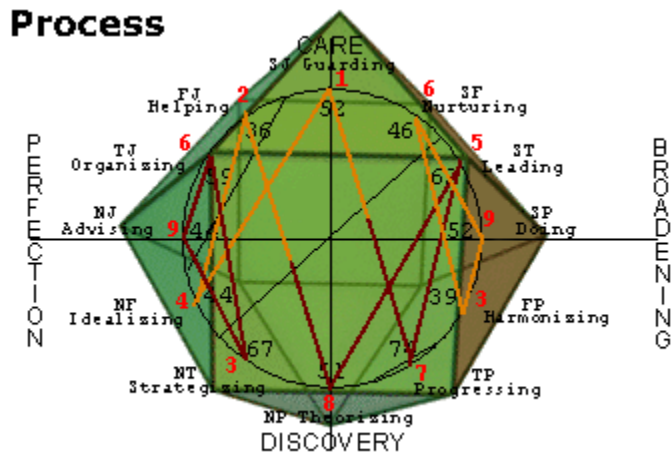
Introduction

[James Reynierse](#) [1] says: "You have it exactly right when you refer to the symmetry of type beginning with the Pair interactions. My colleague and fellow researcher John Harker and I have frequently discussed these relationships in terms of the natural symmetry of type... showing a circumplex structure for the MBTI is interesting and instructive..." [E8 and its subalgebras](#) [2] are mapped to [MBTI](#) [3] types and [Enneagram numbers](#) [4]. In the process, analogies with the use of E8 in physics are explored. Down at [D3](#) [5], a Process Circumplex is constructed from MBTI type pair interactions and an analogy is shown with [conformal gravity](#) [6] and its rotation, boost, translation, and special conformal bivectors. At [D4](#) [7], an analogy is constructed between the Enneagram's [Law of 7](#) [8] (1-4-2-8-5-7) and the [electroweak force](#) [9]. Also, the Enneagram's [Law of 3](#) [8] (3-6-9) is related to the [color force](#) [9]. At [D5](#) [10], an analogy is constructed between the Enneagram's first (1-2-3-4) and second (8-7-6-5) [quaternities](#) [11] and the real and imaginary dimensions of [complex spacetime](#) [12]. At [E6](#) [13], the analogy constructed is between two additional Enneagram patterns and [matter/antimatter](#) [14]. [E7](#) [15] and [E8](#) [16] relate to [brane](#)

[universes](#) [17] and perhaps to multiple MBTI type spaces encoded in the brain.

D3

[Data and theories](#) [4] relating the MBTI to the Enneagram were examined and twelve MBTI pairs were plotted on to a cuboctahedron, the root vector polytope for [D3](#) [5]. Enneagram numbers, fitting with the data and theories, were assigned for the [Law of 7](#) [8] (1-4-2-8-5-7) such that these points were on a hexagon. The order of the points around the hexagon is 1-2-4-8-7-5. This [ordering](#) [18] is for the powers of two (1, 2, 4, 8, 16, 32) turned via $16 = 1+6 = 7$, $32 = 3+2 = 5$, etc. into a repeating pattern (1, 2, 4, 8, 7, 5). This pattern is related to the commonly known pattern where multiples of 3 have the sum of their digits divisible by 3. The conventional law of 7 order (1-4-2-8-5-7) forms an infinity symbol-like loop on the cuboctahedron. The remaining points form two [Law of 3](#) [8] (3-6-9) patterns on two equilateral triangles.



The perfection and broadening quadrants for this circumplex relate to the inward and outward quadrants of the [Capability Snapshot](#) [19]. The Capability Snapshot's present and future quadrants relate to the care and discovery quadrants on this circumplex. The points of this circumplex can be arranged into a 3x3 matrix:

- 5-6-7 (ST-TJ-TP with MBTI Thinking) [Thinking Triad](#) [20]
- 2-3-4 (FJ-FP-NF with MBTI Feeling) [Feeling Triad](#) [20]
- 8-9-1 (NP-SP-SJ MBTI Thinking/Feeling Neutral) [Instinctive Triad](#) [20]

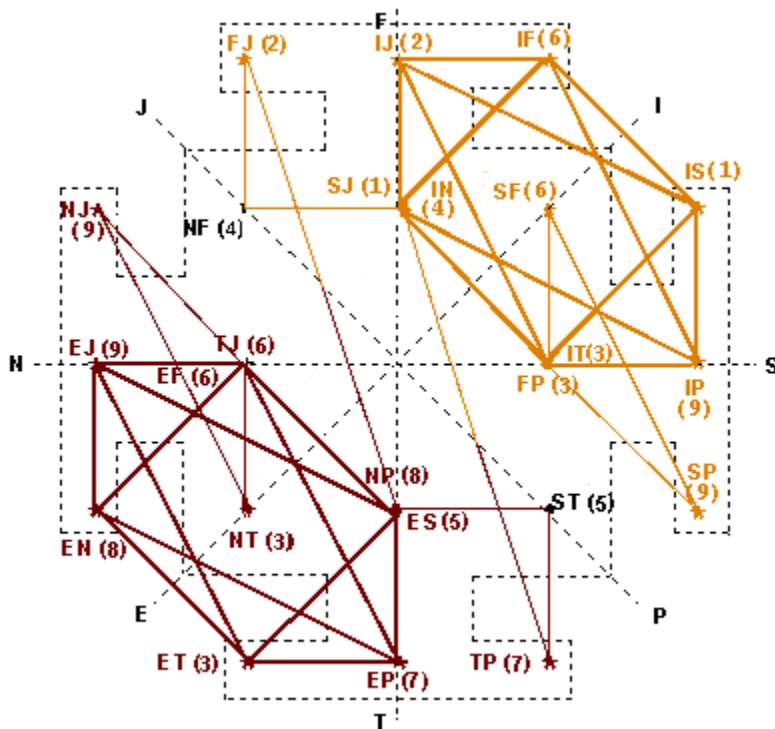
Since there are two Law of 3 triangles, an extra point can be added to each triad to create quads:

ST-TJ-TP-NT Thinking Quad
 FJ-FP-NF-SF Feeling Quad
 NP-SP-SJ-NJ Instinctive Quad

These quads relate to the use of D3 in physics for [conformal gravity](#) [6]. The Thinking Quad would be related to the special conformal transformations of [unimodular relativity](#) [21]. The Feeling Quad would be related to [translations for Einstein's metric](#) [22]. The S-J-P-N of the Instinctive Quad relates to the X-Y-Z-T [spacetime basis vectors for rotations and boosts](#) [22].

D4

D4 [7] assigns the MBTI's Introversion (I) to the 1-2-6 [Compliant Triad](#) [20] and assigns Extraversion (E) to the 3-7-8 [Assertive Triad](#) [20]. The 4-5-9 [Withdrawn Triad](#) is neutral with respect to Introversion/Extraversion [20].

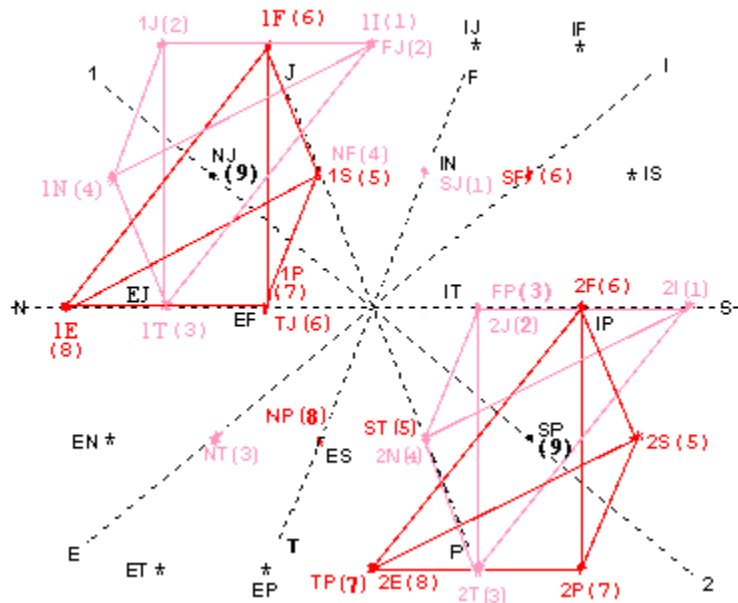


The physics analogy for this Introversion-Extraversion division is the division of [positive and negative charges for weak bosons and particle-antiparticle for gluons](#) [23]. Neutral charge for gluon and electroweak bosons would correspond to D4 axes and vertices that are neutral with respect to Introversion and Extraversion. The division between color and electroweak is related to the division between the Law of 7 (1-4-2-8-5-7) and the law of 3

(3-6-9). The hexagonal vertices for the Law of 7 correspond to the use of [CP3 for the electroweak force](#) [9]. The two Law of Three equilateral triangles correspond to the use of [SU\(3\) for the color force](#) [9].

D5

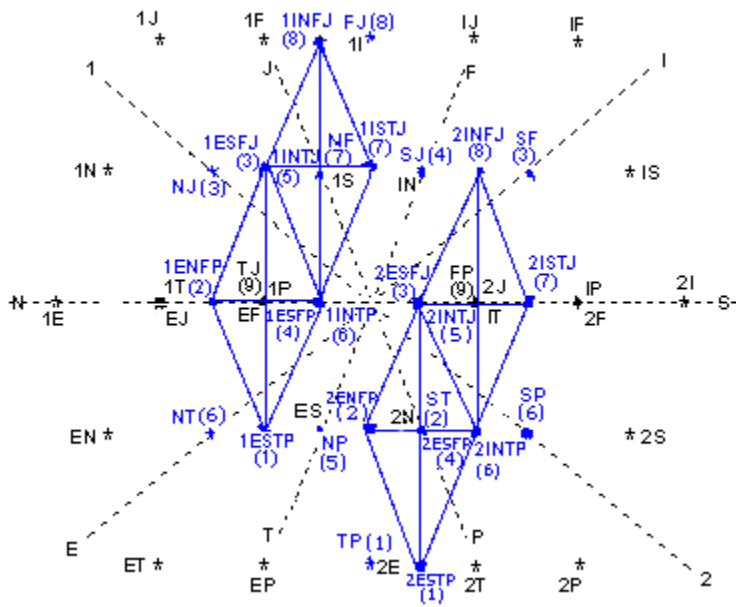
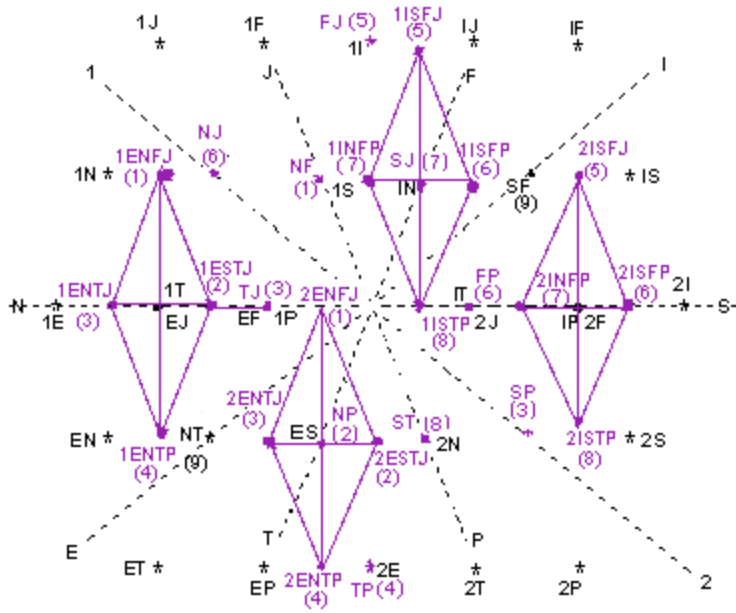
The first eight points of the enneagram are “depicted as a [two-fold quaternality](#), or 'double-mandala', made of two mandalas drawn respectively on two planes that are at right angles to each other” [11]. These two quaternities are plotted on to the [D5](#) polytope [10].



The analogy in physics for two-fold quaternities at right angles to each other is the idea of four dimensions of spacetime being [complex dimensions](#) [12]. A second set of two-fold quaternities is used to represent [internal symmetry space](#) [12].

E6

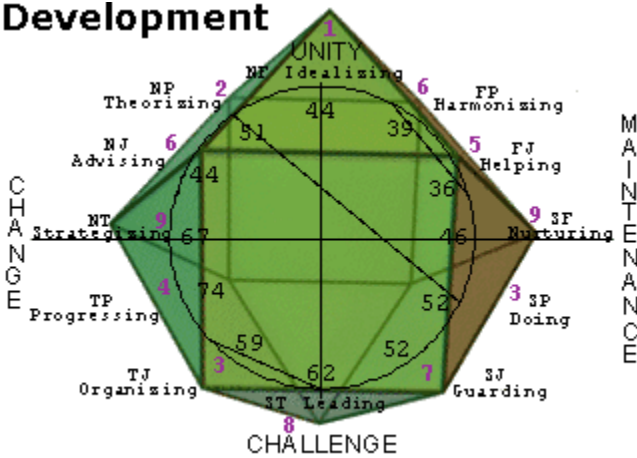
Additional two-fold quaternality patterns are added using [E6](#) [13].



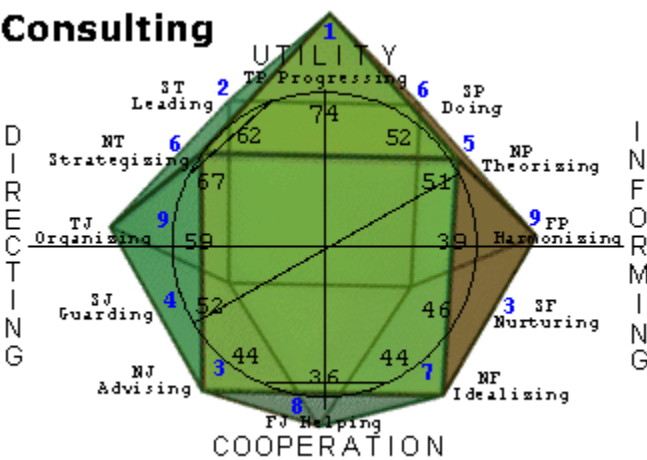
The physics analogy for these additional two-fold quaternities is the quark up/down plus neutrino/electron divisions for [matter and antimatter](#) [14]. The D5 plus E6 Triality of spacetime, matter and antimatter can be seen in [non-linear form](#) [24] down at the D3 level. Two additional additional D3 polytopes can be created via mappings to “interchange 3 elements of the triangular faces” of the D3 cuboctahedron’s law of 3 patterns. While the Process D3 cuboctahedron described earlier relates to the two-fold quaternities of D5 spacetime, the additional E6 two-fold quaternities relate

matter to a Development D3 cuboctahedron and antimatter to a Consulting D3 cuboctahedron.

Development



Consulting



The Maintenance, change, unity, and challenge descriptors relate to the dependent, achievement, affiliation and power quadrants of the [OCI](#) [25]. Directing, informing, utility and cooperation are [descriptors](#) used by David Keirsey [26]. These descriptors relate to the data, ideas, things and people quadrants of the [RIASEC](#) [27].

[E7](#) [15] and [E8](#) [16] relate to [brane universes](#) [17] and perhaps to multiple MBTI type spaces encoded in the brain.

References

1. <http://tap3x.net/EMBTI/j6dialogues.html>
2. <http://www.valdostamuseum.org/hamsmith/Weyl.html>
3. <http://tap3x.net/ENSEMBLE/typeframe.html>
4. <http://tap3x.net/EMBTI/charts.html#CHART1>
5. <http://www.valdostamuseum.org/hamsmith/Weyl.html#D3cartan>
6. <http://www.valdostamuseum.org/hamsmith/SegalConf.html>
7. <http://www.valdostamuseum.org/hamsmith/Weyl.html#D4cartan>
8. <http://tap3x.net/EMBTI/j4selfbbb.html>
9. <http://www.valdostamuseum.org/hamsmith/E8GLTSCI8xtnd.html>
10. <http://www.valdostamuseum.org/hamsmith/Weyl.html#D5cartan>
11. <http://tap3x.net/EMBTI/j4selfbb.html>
12. <http://valdostamuseum.org/hamsmith/cdomain.html>
13. <http://www.valdostamuseum.org/hamsmith/Weyl.html#E6cartan>
14. <http://www.valdostamuseum.org/hamsmith/orbifoldingE6st.html>
15. <http://www.valdostamuseum.org/hamsmith/Weyl.html#E7cartan>
16. <http://www.valdostamuseum.org/hamsmith/Weyl.html#E8cartan>
17. <http://valdostamuseum.org/hamsmith/Rzetazeta.html#BrE7>
18. <http://www.valdostamuseum.org/hamsmith/SegalConf2.html#MarkoRodin>
19. http://www.capsnap.com/diagnostics/csi/csi_main.asp
20. <http://www.tap3x.net/EMBTI/j2geldart.html>

21. <http://www.valdostamuseum.org/hamsmith/topolophys.html#HyperVolume>
22. <http://www.valdostamuseum.org/hamsmith/cnfGrHg.html#CnfMMgr>
23. <http://www.valdostamuseum.org/hamsmith/Sets2Quarks4a.html#12remaining>
24. <http://www.valdostamuseum.org/hamsmith/why8.html#one>
25. <http://www.humansynergistics.com/system/default.aspx>
26. http://psychology.wikia.com/wiki/Interaction_Styles
27. https://netfiles.uiuc.edu/jrounds/IIP/Tracey_Rounds_96_sphere.pdf
28. <http://www.vixra.org/abs/0907.0006>
29. <http://www.vixra.org/abs/0907.0040>

^a MBTI and Myers-Briggs Type Indicator are trademarks or registered trademarks of the Myers-Briggs Type Indicator Trust in the United States and other countries