

## **Nuclear stability depending on the number of excess neutrons**

### **research focus: nuclei with closed sub-orbitals**

*A continuation and further development of the cubic ellipsoid model of the nucleus [5]*

Ronen Yavor

Aug. 28, 2023

### **Abstract**

This paper analyzes the sources of nuclear stability according to the cubic ellipsoid model [5] in dependency on the number of excess neutrons (neutrons beyond the number equal to that of the protons).

Although the research included all nuclei up to Lead (Pb), the focus here is on nuclei with closed sub-orbitals, because this simplifies the analysis; further works will expand the discussion to nuclei with even number of protons and then to all nuclei.

According to the model the nuclei are built up of layers and each of them has a population range of excess neutrons, in which the nucleus is stable.

If the number of these excess neutrons is below the minimum for this range then there is lack of neutrons that stabilizes the proton bonds and a proton emission occurs. [4]

Above the maximum number of neutrons for the range (neutrons excess) a neutron emission occurs due to lack of protons that stabilize the neutrons. [3]

**Remark:** these statements regarding the mechanisms that cause proton or neutron instability and their emission are not part of this work.

The population range of the excess neutrons depends on the number of layers of the nucleus and the protons population of each specific layer.

This is the focus of this work.

The results of this research are guidelines for the population of stable nuclei with excess neutrons in a similar manner to Hund's rules in atomic physics (for the electron population of light atoms).

## **Content**

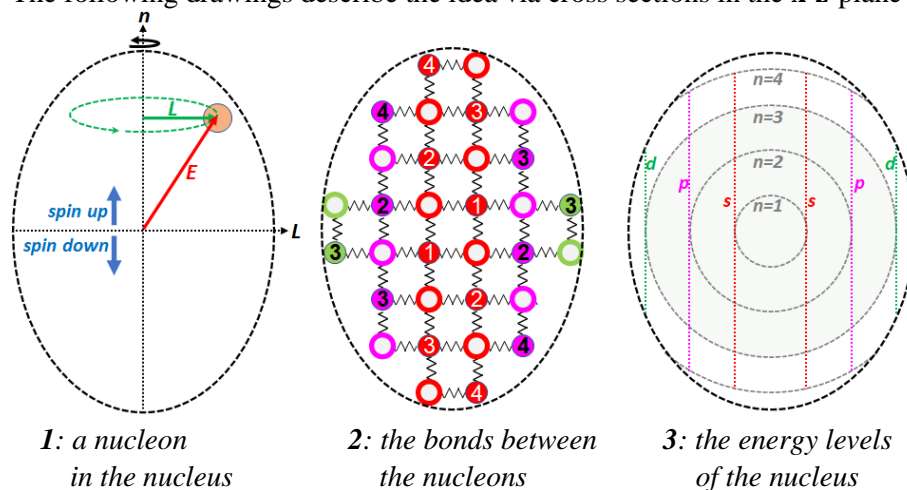
The model at a glance.....	3
Introduction .....	4
Population rules for the excess neutrons of stable nuclei .....	5
The force on the surface of the nucleus ellipsoid .....	5
The population rules of excess neutrons .....	6
The population of sub-orbitals of stable nuclei .....	7
The sub-orbitals of stable isotopes .....	8
The number of stable isotopes for nuclei with full sub-orbitals .....	9
Discussion of the results and conclusion.....	10
Sources and references .....	10
Appendix .....	11
The order of filling the sub-orbitals.....	11
The range of stability for the stable nuclei with closed sub-orbitals .....	14

## The model at a glance

A brief description of the model [5]:

- The nucleus has an ellipsoid shape.
- The nucleons are connected in a cubic form.
- Protons are connected to neutrons (**p-n**).
- Neutrons are connected mainly to protons.
- The protons are populated and organized in shells in the nucleus in a full analogy to those of the electrons in the atom.
- The energy layers (principal quantum number **n**) grow along the **z**-axis of the nucleus in its both directions (more precisely **n** grows with its distance from the origin).
- The perpendicular distance from the **z**-axis in the **x-y**-plane reflects the angular momentum (**L**) and so the orbitals.
- The upper half of the ellipsoid is referred to as spin-up and the lower part as spin-down.
- The nucleus possibly rotates around its **z**-axis.

The following drawings describe the idea via cross sections in the **x-z**-plane of the nucleus.



1. One nucleon (**circle**) is observed inside the ellipsoid (dashed line) that encloses the nucleons and schematically defines the nucleus surface:
  - the distance from the origin represents its energy **E**.
  - the distance from the **z**-axis depicts its angular momentum **L**.
  - the nucleons in the upper half have spin up, and in the lower one spin down.
2. The bonds between the nucleons are shown for visibility as springs.
  - **Protons**: full circles of the **s**, **p** and **d** sub-orbitals. **Neutrons**: hollow circles.
3. The circles of equal energy states **n** in the ellipsoid.
  - the lines mark the development of the **s**, **p** and **d** sub-orbitals along the **z**-axis.
  - the **s** line crosses all **n** circles from 1 to 4 (**s1** to **s4**).
  - the **p** line begins by **n=2** and reaches till **n=4** (**p2** to **p4**).
  - the **d** line begins by **n=3** and reaches the ellipsoid border, before it reaches the **n=4** circle, and therefore there are no **d4** states at this stage (only **d3**).

## Introduction

The cubic ellipsoid model of the nucleus [5] offers a tangible description for the nucleus.

The first paper dealt with the model itself and its mass formula.

In this research we want to deepen the understanding of the model and expand it by

investigating the nucleus stability in dependency on the number of excess neutrons in it.

The number of neutrons has two limits:

- lower limit: below it a lack of neutrons leads to proton emission. [4]
- upper limit: beyond which the excess of neutrons leads to neutron emission. [3]

Elements larger than Lead (Pb) don't have stable nuclei at all and therefore other mechanisms shall be considered in addition to the lack or excess of neutrons; these will be discussed in a following research.

We observe here mainly nuclei of full sub-orbitals (s, p, d, f) in order to simplify the discussion and make the idea clearer. Further works shall expand the discussion to nuclei with even number of protons and then to all nuclei.

According to the model the core of the nucleus is built from an equal number of protons and neutron that are connected in cubic p-n bonds.

Till approximately the end of the third row of the periodic system, meaning around  $Z=18$  or 20 protons, additional neutrons are not crucial for the stabilization of the nucleus; the excess neutrons help by the stabilization of nuclei with odd number of protons or appear also in several isotopes, but there are also stable nuclei with no excess neutrons.

From the fourth row excess neutrons are required for stability in general and we assume here that this is due to the electric forces on the surface protons.

The electric force is analyzed in this work and we can see a correlation between the number of protons on which a force above certain level acts and the number of neutrons required for the nucleus stability.

How the excess neutrons stabilize the protons we don't try to solve at this stage, but detailed table are offered here for the number of excess neutrons along the filling process of every sub-orbital.

## Population rules for the excess neutrons of stable nuclei

### The force on the surface protons of the nucleus ellipsoid

According to the model the excess neutrons are located in the envelope of the nucleus.

We first calculate the relative electric force for each proton in the envelope.

The electric force on the proton  $j$  in the  $x$  direction:

$$F_{jx} = \frac{e^2}{4\pi\epsilon_0} \frac{1}{d_0^3} \left\{ \sum_{i \neq j}^Z \frac{(x_i - x_j)}{d_{i,j}^3} \right\} = \frac{e^2}{4\pi\epsilon_0} \frac{1}{d_0^3} f_{jx}$$

the unitless relative electric force in the  $x$  direction is defined as:  $f_{jx} := \sum_{i \neq j}^Z \frac{(x_i - x_j)}{d_{i,j}^3}$

where:

- $d_0$ : the minimum distance between two neighboring nucleons in femtometer (assuming all nuclei have the same cubic structure and distance between their nucleons).
- $d_{i,j}$ : the unitless distance between the protons of the indices  $i$  and  $j$  measured in multiples of  $d_0$ :  $d_{i,j} = \sqrt{(x_j - x_i)^2 + (y_j - y_i)^2 + (z_j - z_i)^2}$
- $Z$ : atomic number (number of protons).

Similarly we get the relative forces in the  $y$  and  $z$  direction:  $f_{jy}$  and  $f_{jz}$ .

The total relative force on the proton  $j$  in the envelope is:  $f_j = \sqrt{f_{x,j}^2 + f_{y,j}^2 + f_{z,j}^2}$

(absolute value).

### The range of excess neutrons

In order to calculate the number of excess neutrons in the envelope we define:

- $Z_{env}$ : the number of neutrons in the envelope (the excess neutrons).
- $n_{min} = \sum_i^{Z_{env}} \begin{cases} 1 & : f_{max} \leq f_i \\ 0 & \end{cases}$ : minimum number of excess neutrons.
- $n_{opt} = \sum_i^{Z_{env}} \begin{cases} 1 & : f_{opt} \leq f_i \\ 0 & \end{cases}$ : intermediate or optimum number of excess neutrons.
- $n_{max} = \sum_i^{Z_{env}} \begin{cases} 1 & : f_{min} \leq f_i \\ 0 & \end{cases}$ : minimum number of excess neutrons.

The relative forces  $f_{min}$ ,  $f_{opt}$ ,  $f_{max}$  are found by trial, while learning the model. We note to not confuse:  $n_{min}$  is calculated via  $f_{max}$  whereas  $n_{max}$  via  $f_{min}$ .

We roughly estimate these limits here with:

- $f_{min} = 0.295$
- $f_{opt} = 0.310$
- $f_{max} = 0.325$

This is only a support tool in the development of the population rules. It helps us by the estimation of the upper and lower limits of excess neutrons for stable nuclei, but it is not exact and in order to determine the precise locations additional rules shall be considered.

## The population rules of excess neutrons

The rules of how to fill up the excess neutrons are determined via iterations of a semi empirical process that compares the results for the various nuclei with the experimental data.

- The first step was to calculate the mass formula and get the values for its parameters:
  - $d_0$ : the minimum distance between two neighboring nucleons in the cubic structure of the nucleus.
  - $e_b$ : the binding energy between two neighboring nucleons.
- The next step was to complete the drawings for all stable nuclei:
  - the above data was used in cases where more than one position for the excess neutron is possible.
  - the total nucleus spin was considered.
  - a comparison between the various nuclei was made to determine which positions are more likely to be the correct ones.
- The results of this process were then compared also with the positions of surface protons on which larger electric forces act.

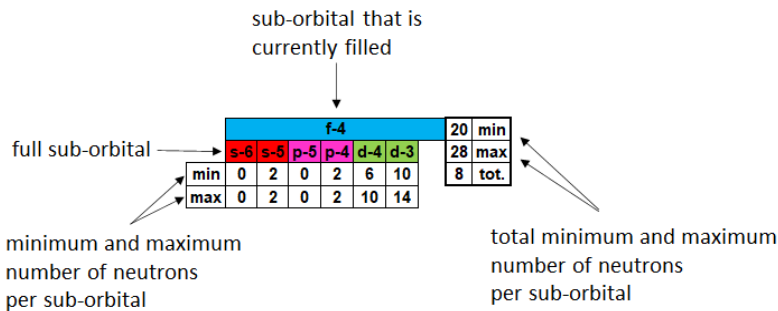
The next section presents the results and delivers the guidelines for the population process.

**Remark:** according to the model all excess neutrons are located in the envelope, but not all neutrons that are located in the envelope are excess neutrons. [5]

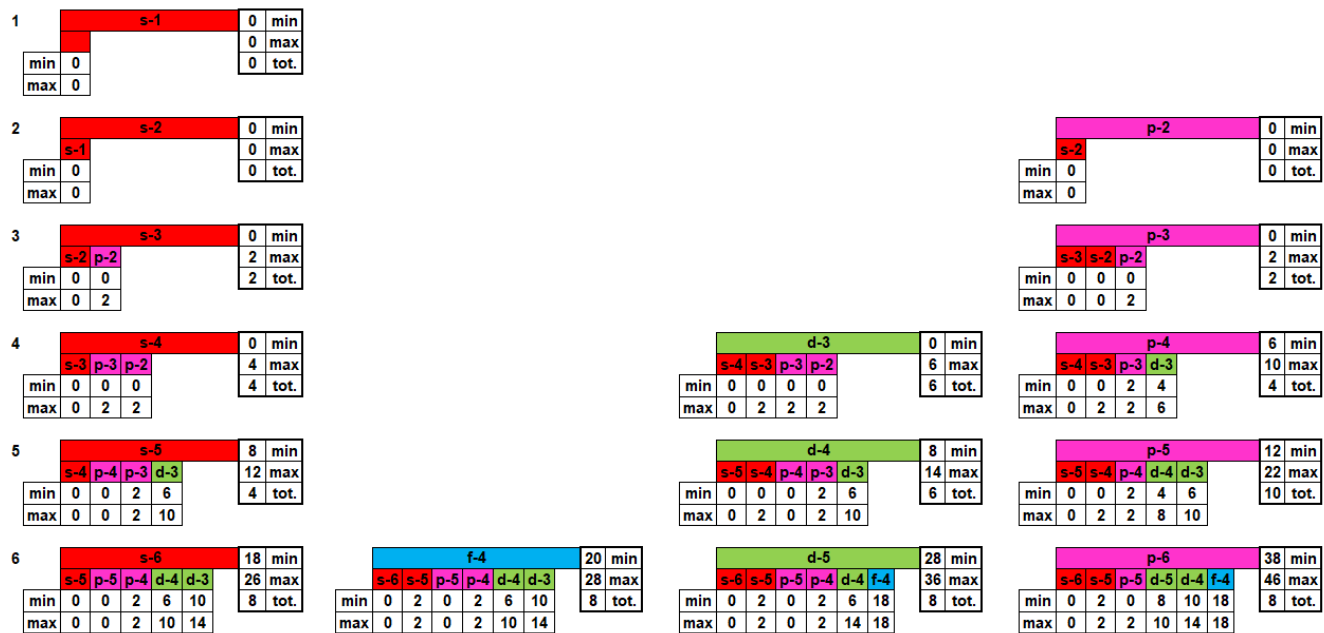
## The population of sub-orbitals of stable nuclei

The following drawings shows the population process of the excess neutrons along the sub-orbitals of the periodic table.

The outer most sub-orbital of the layer that is currently in filling process is the upper one in the drawing and is marked with its name and color (in the example below: row/layer: 6, sub-orbital: **f-4**). Below it the population of the outermost sub-orbitals of every layer of the ellipsoid are shown with their minimum and maximum number of excess neutrons. On its right the total minimum and maximum number of excess neutrons is shown.



*Explanation on how to read the table below.*

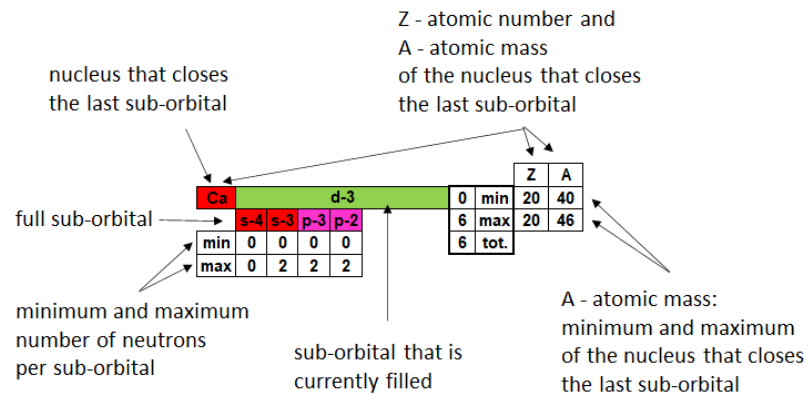


*The number of excess neutrons per sub-orbital along the process of filling in the elements of the periodic table.*

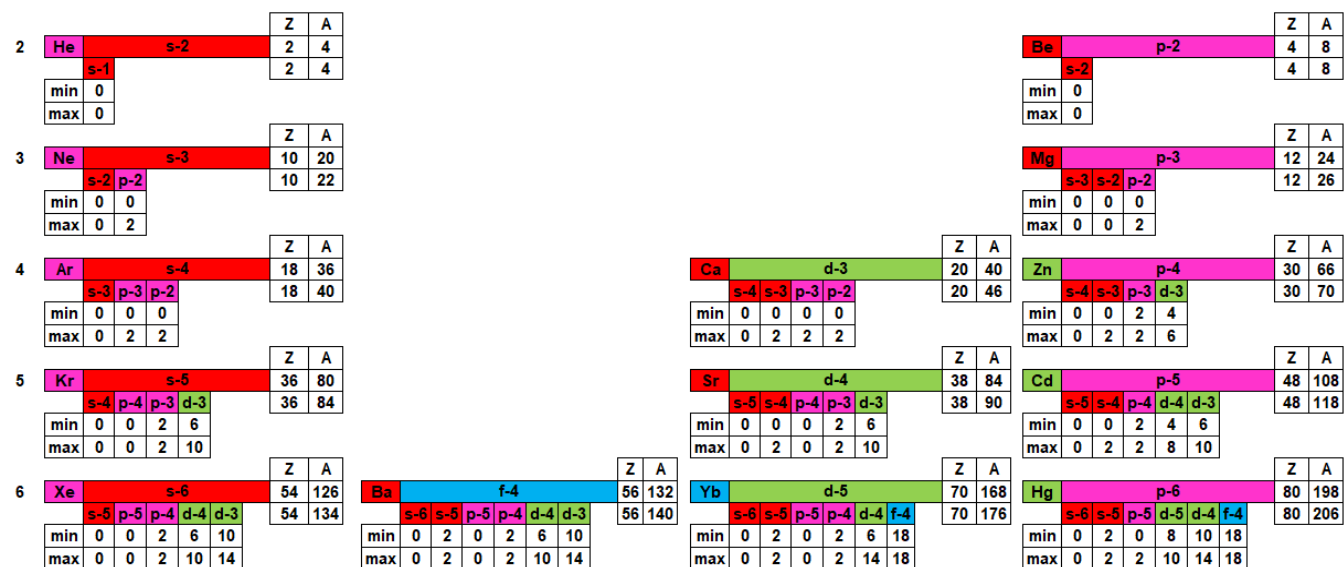
*s* sub-orbital, *p* sub-orbital, *d* sub-orbital, *f* sub-orbital.

## The sub-orbitals of stable isotopes

The following drawings are similar to those of the last section, only the nucleus of the element that closed the last sequence (the sub-orbital of the last layer that was filled) is shown on the left and on the right the minimum and maximum values of its atomic mass  $A$  are calculated.



*Explanation on how to read the table below.*



*The number of excess neutrons per sub-orbital along the process of filling in the elements of the periodic table with the nuclei of the elements that closed the last sequence (the sub-orbital of the last layer that was filled).*

*s* sub-orbital, *p* sub-orbital, *d* sub-orbital, *f* sub-orbital.



## The number of stable isotopes for nuclei with full sub-orbitals

The range of stable isotopes with closed sub-orbital was calculated in the last section. Here it is shown in comparison with the experimental data.

The result verifies the population process and strengthen the model.

nucleus	Zn	30	calc.	exp.
			66	64
			70	70

calculated value →  
 experimental data →  
 A: atomic mass minimum →  
 A: atomic mass maximum →  
 Z: atomic number →

*Explanation on how to read the table below.*

2	Be	4	8	9	Ne	10	20	20
			8	9			22	22
3	Mg	12	24	24	Ar	18	36	36
			26	26			40	40
4	Ca	20	40	40	Zn	30	66	64
			46	46			70	70
					Kr	36	78	80
							86	86
5	Sr	38	84	86	Cd	48	108	106
			90	88			118	114
					Xe	54	126	124
							134	134
6	Ba	56	132	130	Yb	70	168	168
			140	138			176	176
					Hg	80	198	196
							206	204

*A comparison between the calculated and experimental data for the upper and lower limits of stable isotopes of the nuclei of the elements with closed sub-orbitals.*

*s* sub-orbital, *p* sub-orbital, *d* sub-orbital, *f* sub-orbital.

## Discussion of the results and conclusion

Analyzing the stable nuclei according to the cubic ellipsoid model, leads to the creation of a set of rules for the population of the excess neutrons (the neutrons beyond the number equal to that of the protons) that are located in the envelope of the nucleus.

The rules were gained by an iterative process.

We can see the pattern of the rules through the tables that describe it.

The calculations of the electrical forces on the surface protons help us to justify the rules, but this is still not a general description of the process and its justification.

To sum up, we describe in this paper the rules and explain them, but we don't deliver a clear proof for why this is done exactly so.

The main assumptions are that it has to do with:

- lower limit for excess neutrons: the stability of protons on the envelope of the nucleus that requires excess neutrons (proton emission [4]).
- upper limit for excess neutrons: the stability of excess neutrons on the envelope requires protons, and beyond a certain number of neutrons there are not enough protons anymore to stabilize them (neutron emission [3]).

These mechanisms shall be further developed in other research.

## Sources and references

1. *Tables of Nuclear Data: [Japan Atomic Energy Agency \(JAEA\)](#)*
2. *Valley of stability - ([LibreTexts](#))*
3. *Neutron emission - ([Wikipedia](#))*
4. *Proton emission - ([Wikipedia](#))*
5. *a cubic ellipsoid geometric model of the atomic nucleus and its mass formula - Ronen Yavor - ([viXra](#))*

## Appendix

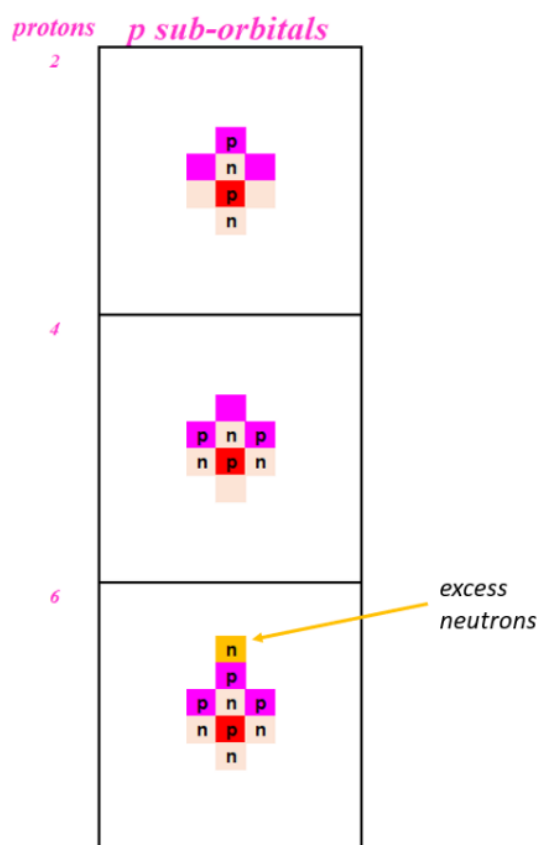
### The order of filling the sub-orbitals

We want to learn the sequence by which each sub-orbital is filled.

We observe only nuclei with even number of protons, because the symmetry of the nucleus makes the study more visible and easier to understand.

The rules are not strict but give a general direction. Further study shall make it more precise.

### The p sub-orbitals

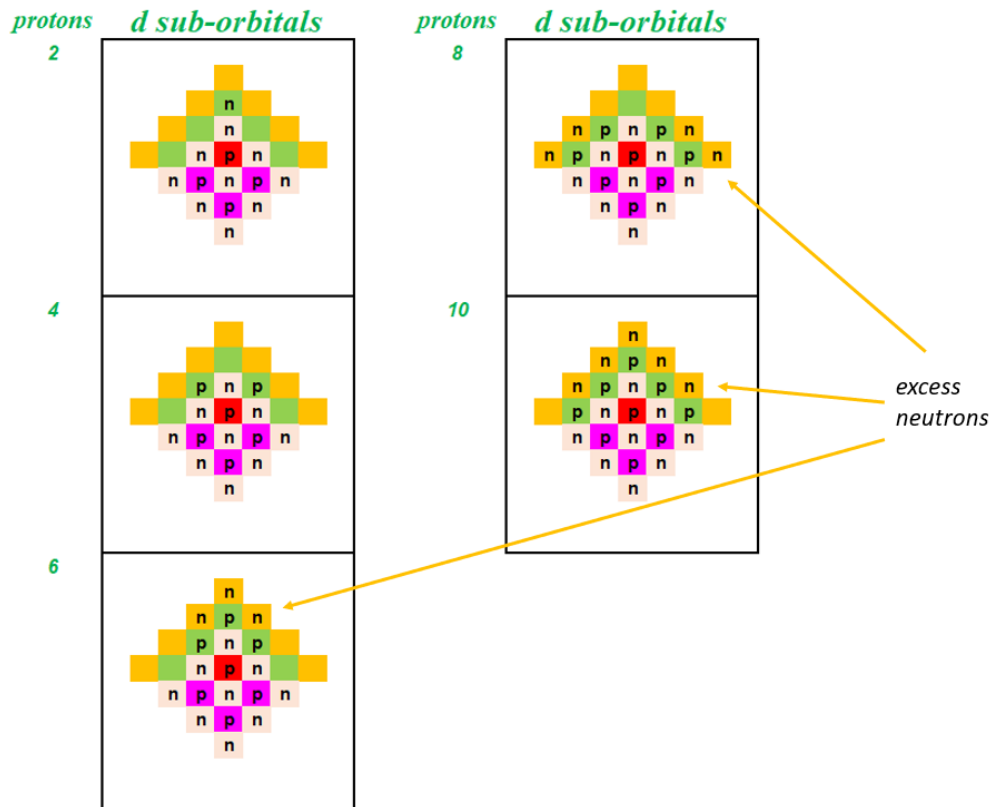


**Legend:** *p*: proton, *n*: neutron

*s* sub-orbital, *p* sub-orbital, *d* sub-orbital, *f* sub-orbital

*excess neutrons*

## The d sub-orbitals

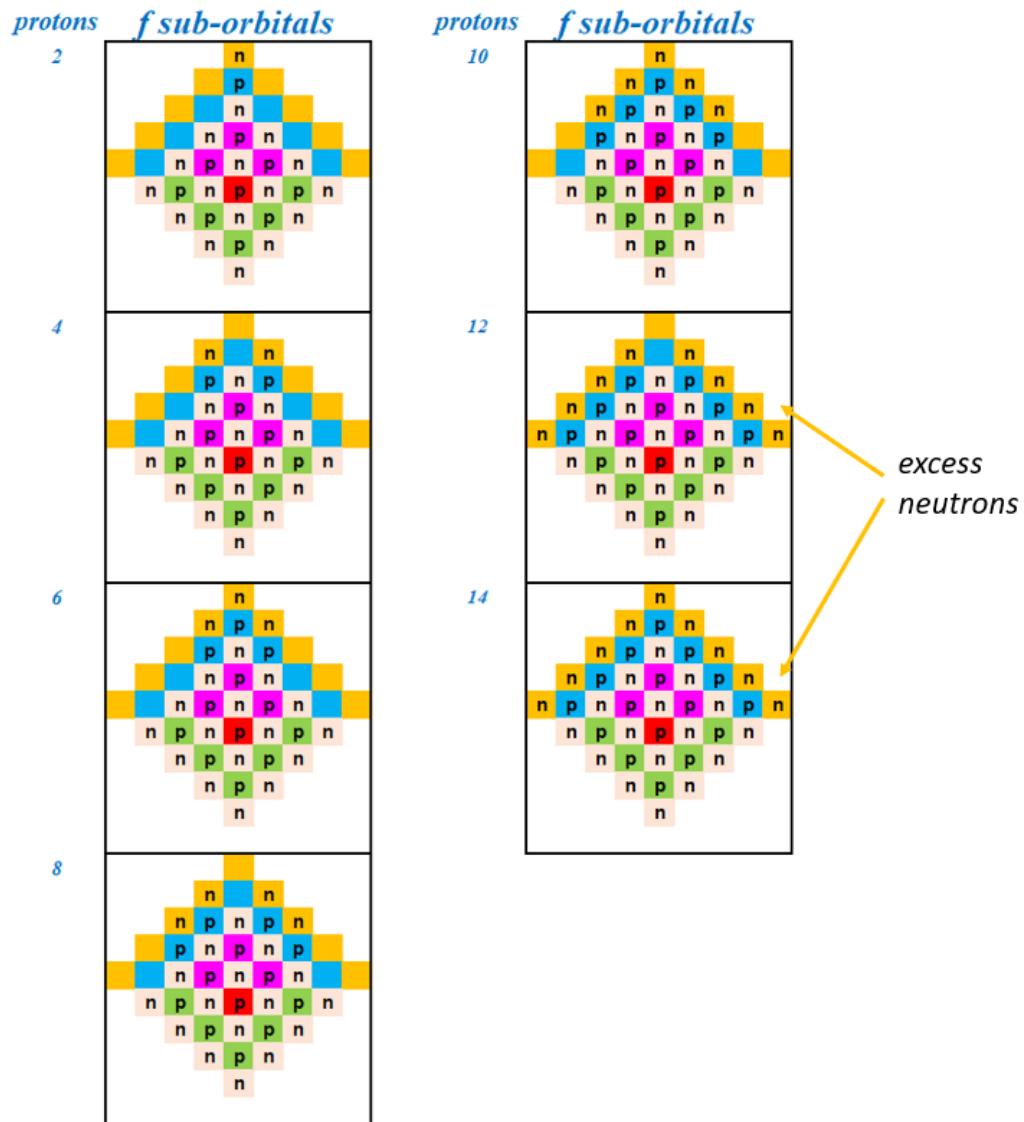


**Legend:** *p*: proton, *n*: neutron

*s* sub-orbital, *p* sub-orbital, *d* sub-orbital, *f* sub-orbital

*excess neutrons*

# The f sub-orbitals



**Legend:** *p*: proton, *n*: neutron  
*s* sub-orbital, *p* sub-orbital, *d* sub-orbital, *f* sub-orbital  
*excess neutrons*

## The range of stability for the stable nuclei with closed sub-orbitals

The following drawings show the expected range of excess neutron for stable nuclei with closed sub-orbitals according to the model.

		x, y, z proton coordinates							surface protons					relative electric force (absolute value)								
z	x	y	f	f	f	f	f	f	d	d	d	d	d	p	p	p	p	p	p	s	s	
0	19																					
70		z	1	1	1	1	1	1	2	2	2	2	2	3	3	3	4	4	4	5	6	
	1	x	-3	-2	-1	0	1	2	-2	-1	0	1	2	-1	0	1	-1	0	1	0	0	
		y	0	-1	-2	-3	-2	-1	0	-1	-2	-1	0	0	-1	0	1	2	1	1	0	
x	y	sum	0.331	0.344	0.340	0.309	0.340	0.344	0.331	0.342	0.299	0.339	0.299	0.342	0.305	0.341	0.305	0.314	0.294	0.314	0.239	0.122
min	28	excess	2	1	1			1	1	2	2		1									
opt	28	excess	2	1	1			1	1	2	2		1									
max	36	excess	2	1	1	1		1	1	2	2	1	1	1	2							
min	168	nucleons																	1			
opt	168	nucleons																				
max	176	nucleons																				

excess neutron population

population according to the forces on the surface protons.

## General guidelines for the population of excess neutrons

- the **s** sub-orbital is usually not populated at all or with two excess neutrons at most; usually if **s** is populated, it is only when there is another **s** sub-orbital above it.
- the **p** sub-orbital is populated with two excess neutrons at most; usually it is populated when there is another **p** sub-orbital above it.
- the **d** sub-orbital has usually between 4 to 8 excess neutrons, if there is no **d** sub-orbital above it; if there is a **d** sub-orbital above it, it is populated with 6 to 14 excess neutrons.
- the **f** sub-orbital is usually fully populated with excess neutrons (18 neutrons).

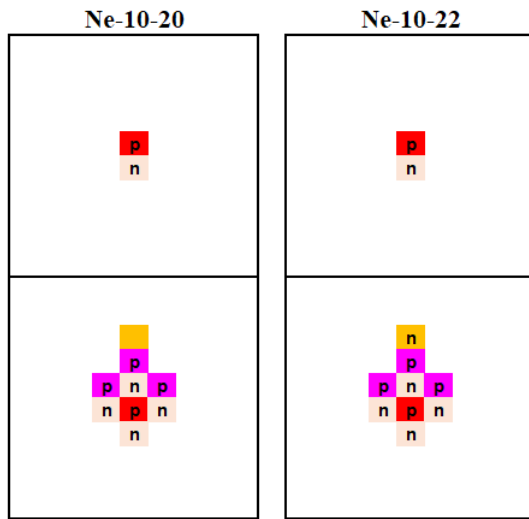
## Remarks

- the calculation while using the electric forces supports us by assessing the range of excess neutrons, but doesn't show where to locate them.
- we show only the upper half of the nucleus, so for each neutron here there are actually two in the nucleus.
- every layer has a number of nucleons that is equal to or smaller than the number of nucleons of the layer below it.

### Neon $Ne_{10}$ – surface protons and excess neutrons

	0	3	p	p	p	s	s
		z	1	1	1	-1	2
	10	x	-1	0	1	0	0
	1	y	0	-1	0	1	0
x	y	sum	<b>0.293</b>	<b>0.278</b>	<b>0.293</b>	<b>0.278</b>	<b>0.278</b>
min	0	excess					
opt	0	excess					
max	2	excess		1			
min	20	nucleons					
opt	20	nucleons					
max	22	nucleons					

Neon  $Ne_{10}$  – stable nuclei



**Legend:** *p*: proton, *n*: neutron

*s* sub-orbital, *p* sub-orbital, *d* sub-orbital, *f* sub-orbital

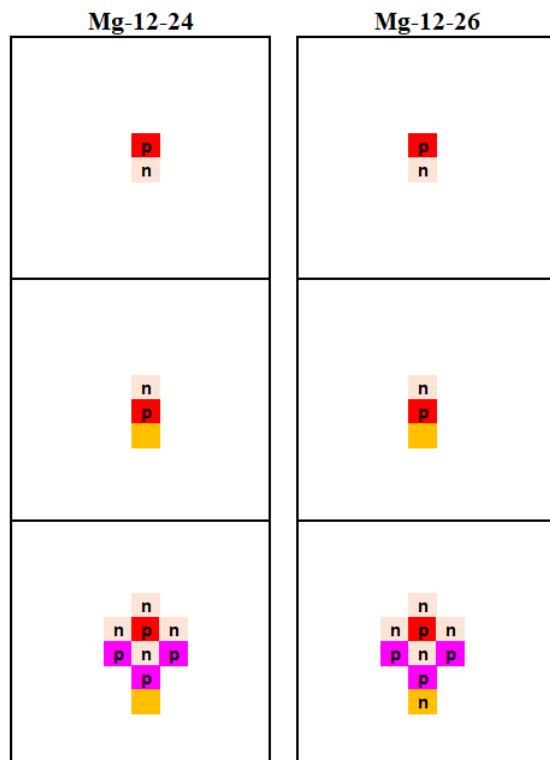
*excess neutrons*



### Magnesium $Mg_{12}$ – surface protons and excess neutrons

	0	3	p	p	p	s	s
		z	1	1	1	2	3
	12	x	-1	0	1	0	0
	1	y	0	-1	0	0	1
x	y	sum	<b>0.295</b>	<b>0.281</b>	<b>0.295</b>	<b>0.227</b>	<b>0.118</b>
min	0	excess					
opt	0	excess					
max	2	excess		1			
min	24	nucleons					
opt	24	nucleons					
max	26	nucleons					

**Magnesium  $Mg_{12}$  – stable nuclei**



**Legend:** *p*: proton, *n*: neutron

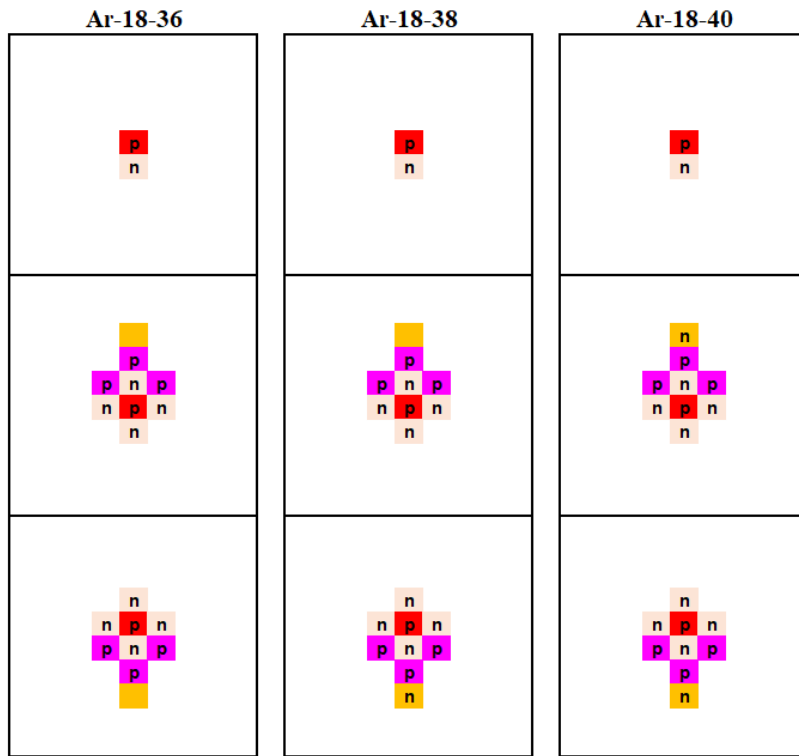
*s* sub-orbital, *p* sub-orbital, *d* sub-orbital, *f* sub-orbital

*excess neutrons*

### Argon $Ar_{18}$ – surface protons and excess neutrons

	0	5	p	p	p	p	p	p	s
		z	1	1	1	2	2	2	3
18		x	-1	0	1	-1	0	1	0
	1	y	0	-1	0	1	2	1	1
x	y	sum	<b>0.322</b>	<b>0.297</b>	<b>0.322</b>	<b>0.305</b>	<b>0.287</b>	<b>0.305</b>	<b>0.284</b>
min	0	excess							
opt	2	excess		1					
max	4	excess		1		1			
min	36	nucleons							
opt	38	nucleons							
max	40	nucleons							

Argon  $Ar_{18}$  – stable nuclei

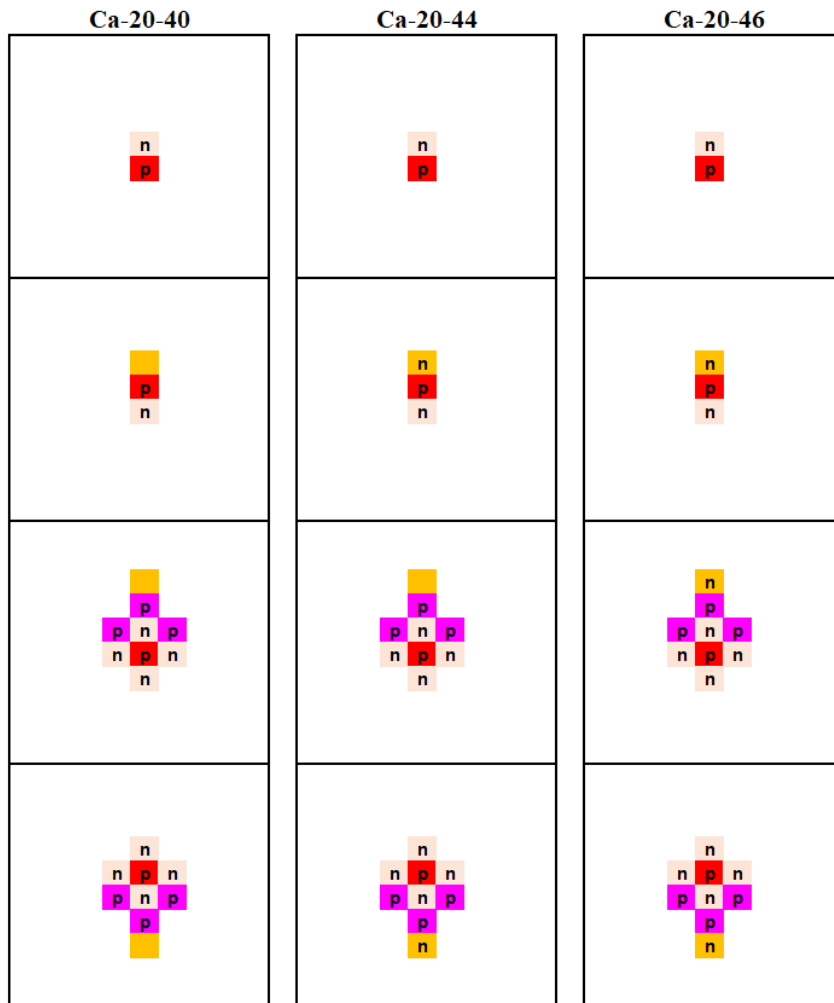


**Legend:** *p*: proton, *n*: neutron

*s* sub-orbital, *p* sub-orbital, *d* sub-orbital, *f* sub-orbital  
*excess neutrons*



Calcium  $Ca_{20}$  – stable nuclei



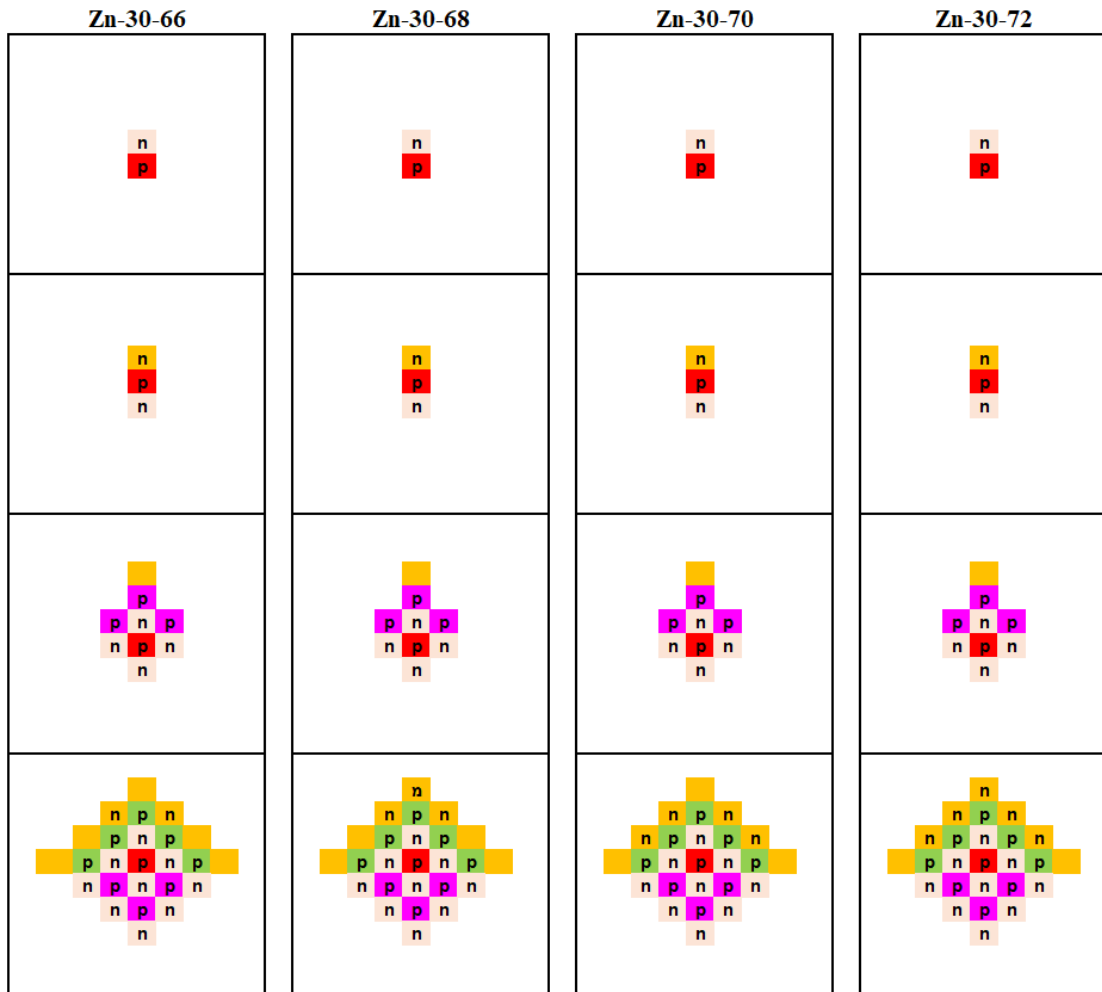
**Legend:** *p*: proton, *n*: neutron

*s* sub-orbital, *p* sub-orbital, *d* sub-orbital, *f* sub-orbital

excess neutrons



Zink  $Zn_{30}$  – stable nuclei



**Legend:** *p*: proton, *n*: neutron

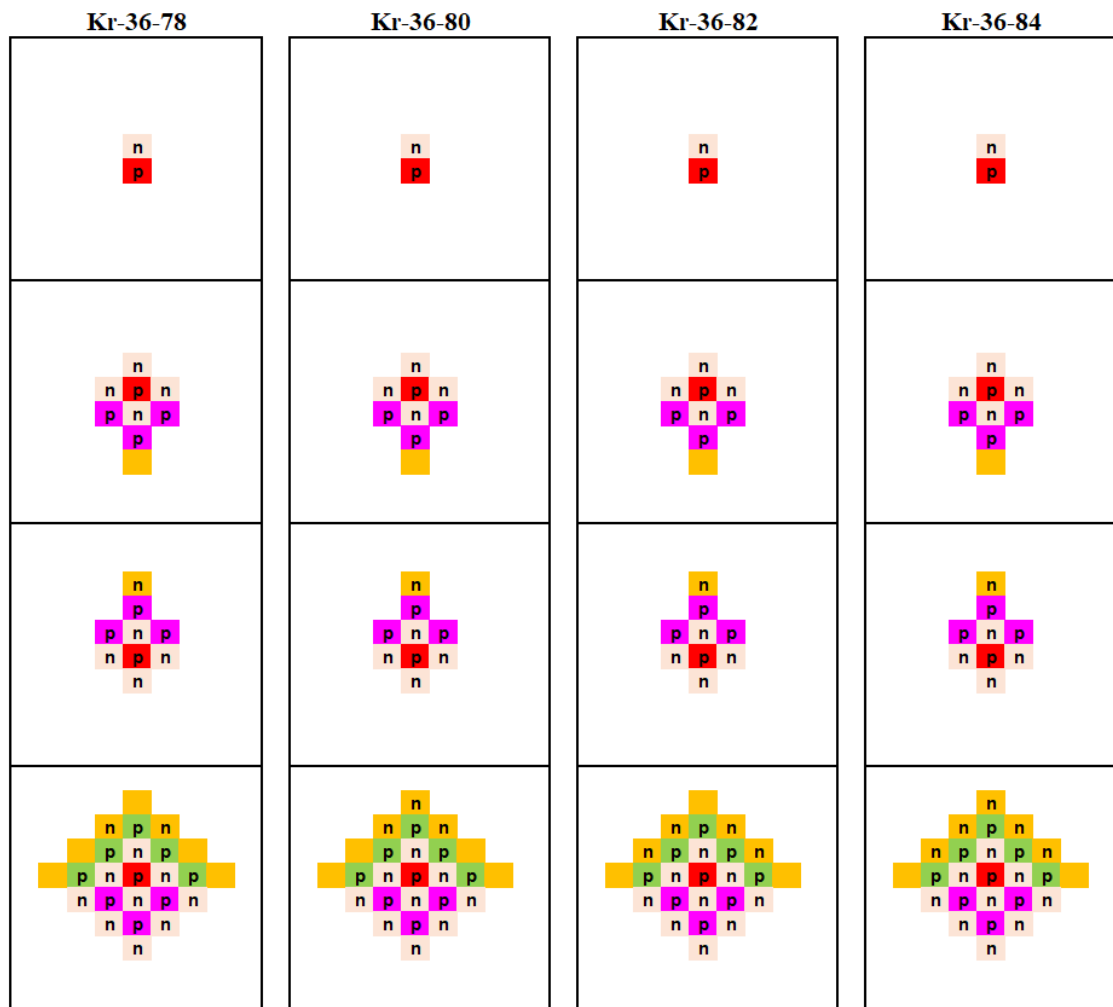
*s* sub-orbital, *p* sub-orbital, *d* sub-orbital, *f* sub-orbital

excess neutrons





**Krypton  $Kr_{36}$  – stable nuclei**



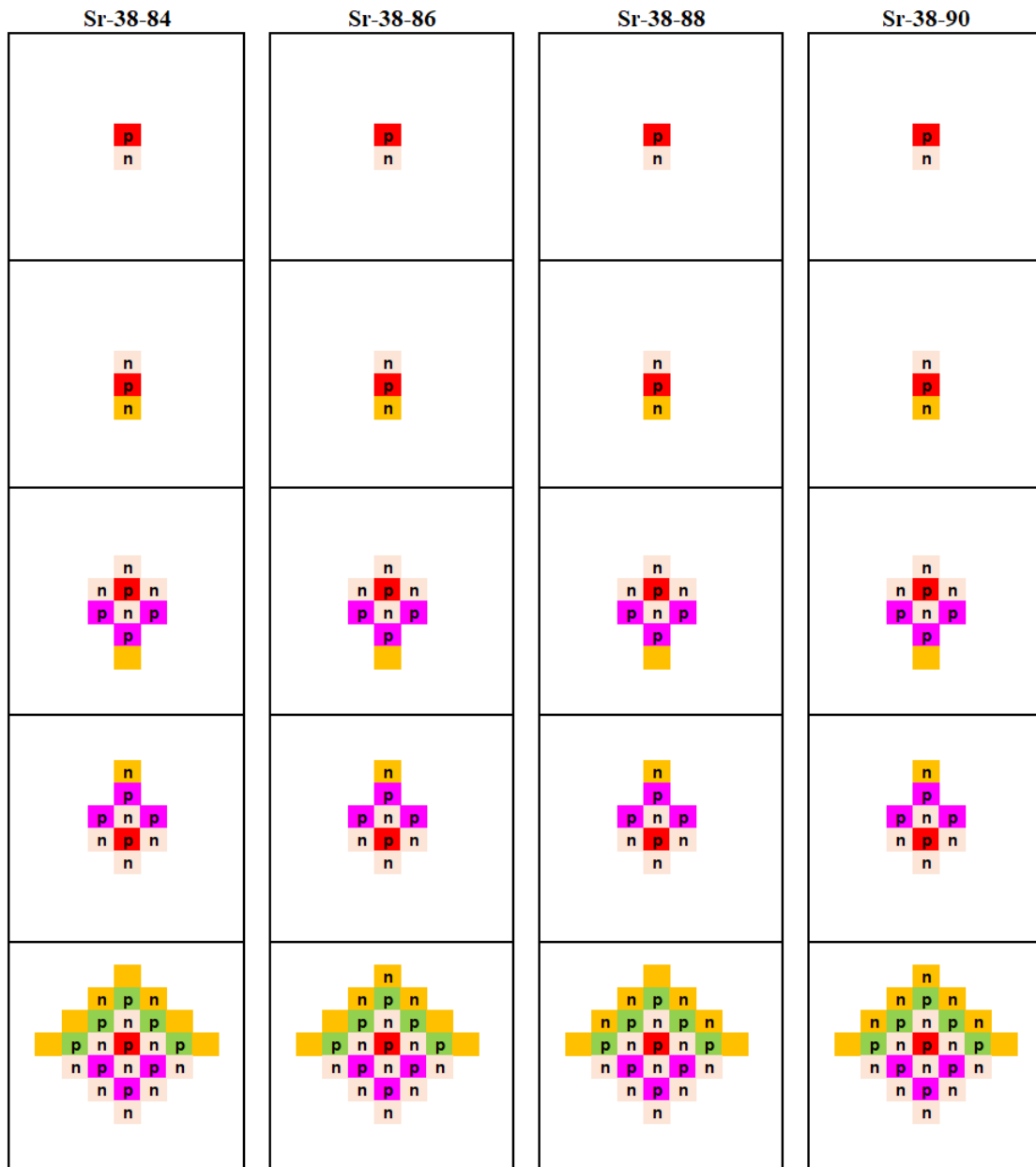
**Legend:** *p*: proton, *n*: neutron

*s* sub-orbital, *p* sub-orbital, *d* sub-orbital, *f* sub-orbital

*excess neutrons*



Strontium  $Sr_{38}$  – stable nuclei



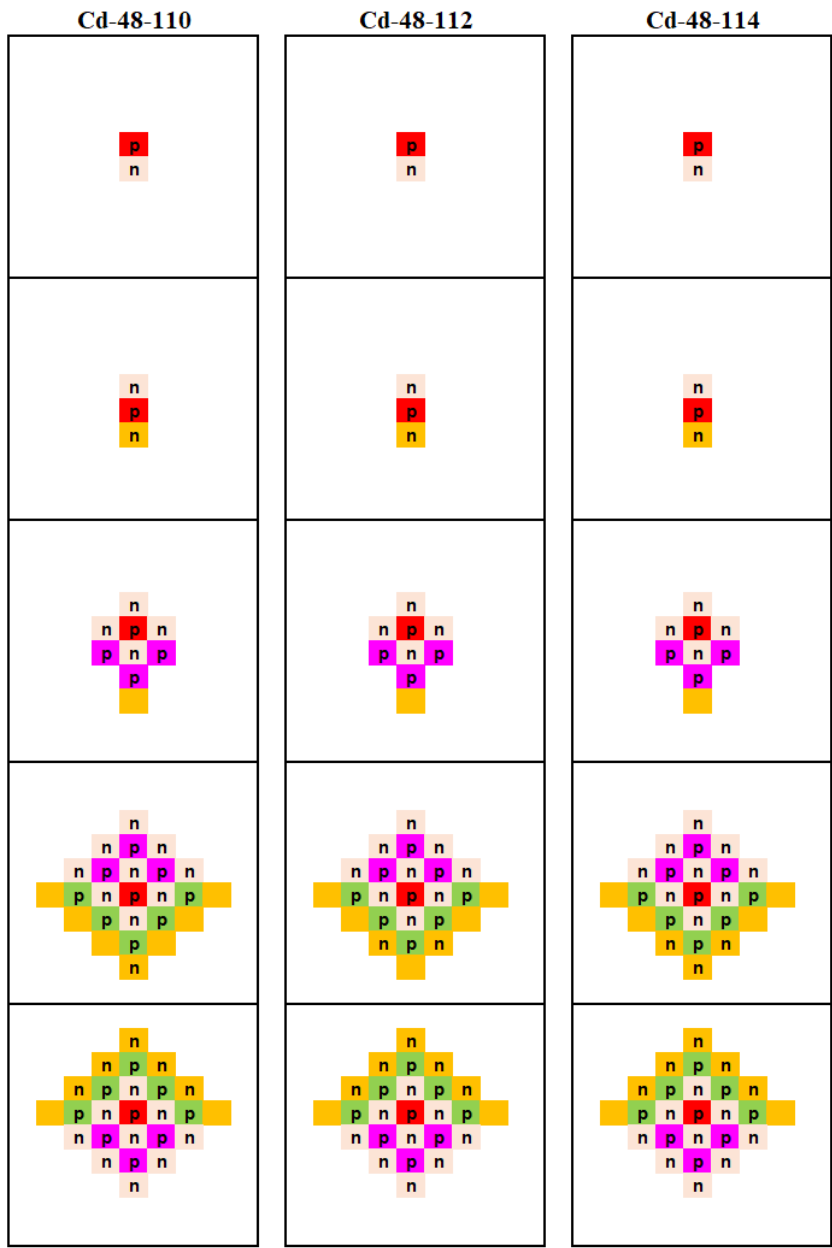
**Legend:** *p*: proton, *n*: neutron

*s* sub-orbital, *p* sub-orbital, *d* sub-orbital, *f* sub-orbital

*excess neutrons*



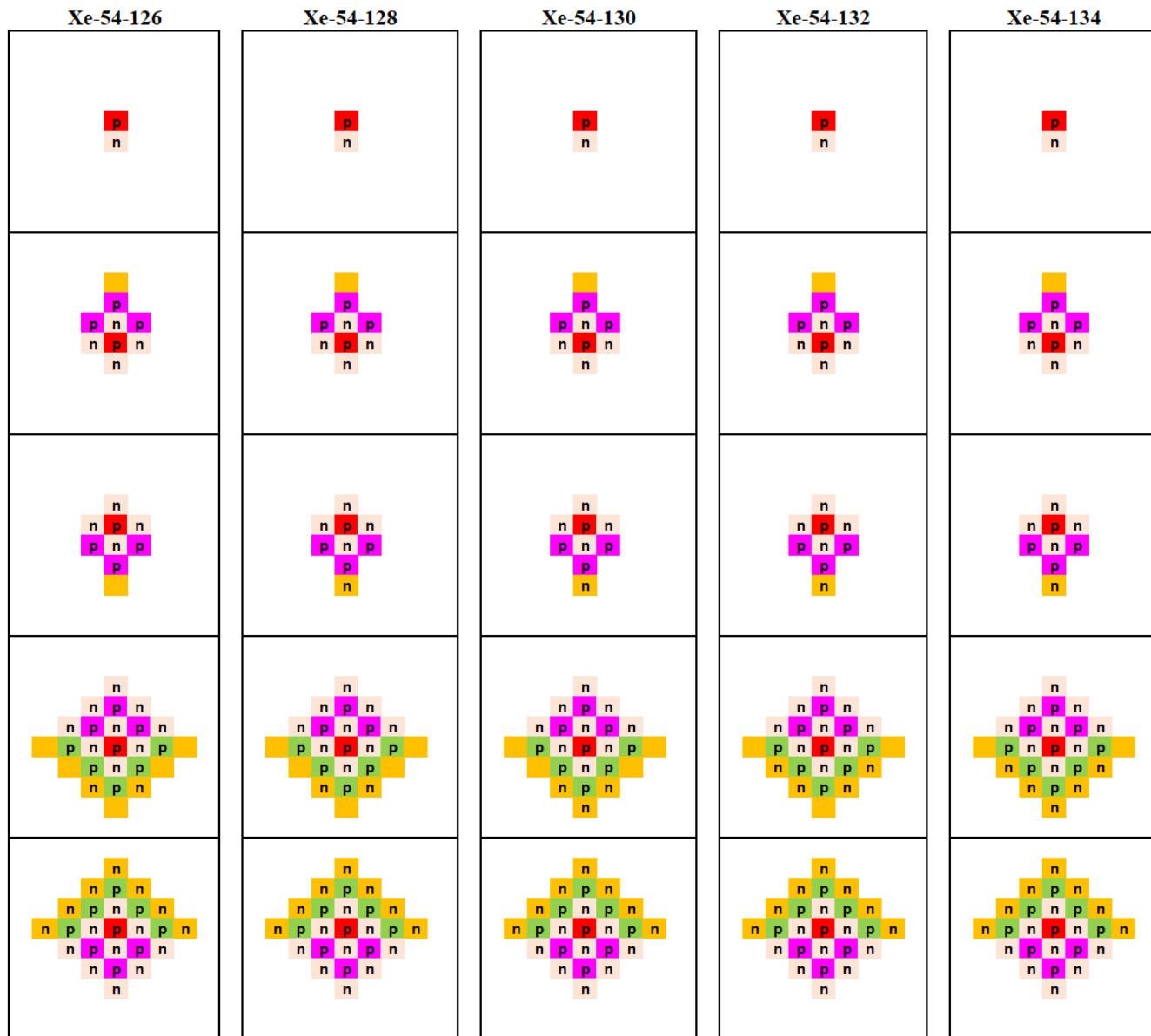
Cadmium  $Cd_{48}$  – stable nuclei



Legend: *p*: proton, *n*: neutron  
*s* sub-orbital, *p* sub-orbital, *d* sub-orbital, *f* sub-orbital  
*excess neutrons*



Xenon  $Xe_{54}$  – stable nuclei



Legend: *p*: proton, *n*: neutron


*s* sub-orbital, *p* sub-orbital, *d* sub-orbital, *f* sub-orbital

excess neutrons





Barium  $Ba_{56}$  – stable nuclei




Legend: *p*: proton, *n*: neutron

*s* sub-orbital, *p* sub-orbital, *d* sub-orbital, *f* sub-orbital

excess neutrons



Ytterbium  $Yb_{70}$  – stable nuclei



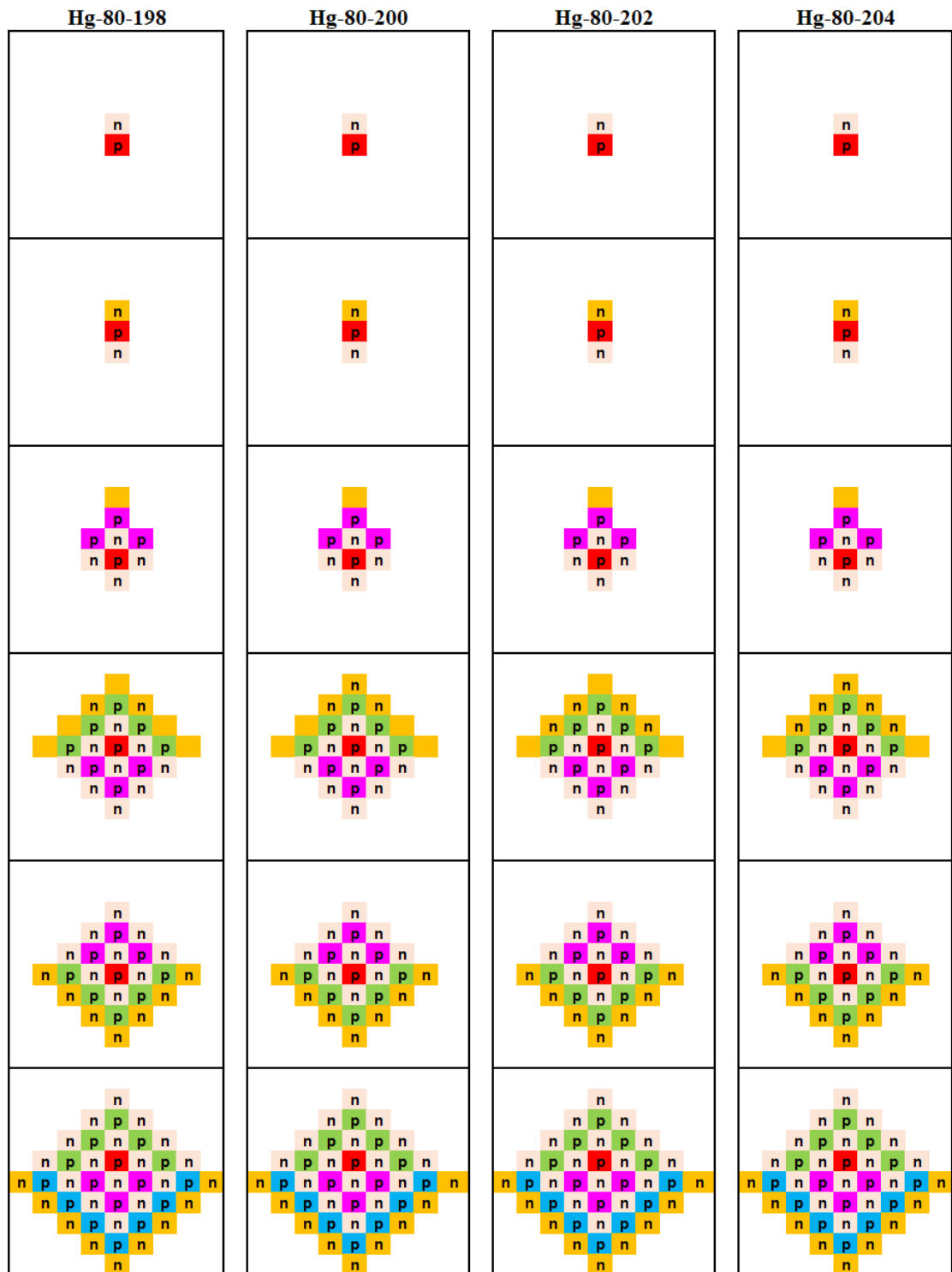
Legend: *p*: proton, *n*: neutron

*s* sub-orbital, *p* sub-orbital, *d* sub-orbital, *f* sub-orbital

excess neutrons



Mercury  $Hg_{80}$  – stable nuclei



Legend: *p*: proton, *n*: neutron

*s* sub-orbital, *p* sub-orbital, *d* sub-orbital, *f* sub-orbital  
*excess neutrons*