

A blue geometric graphic consisting of a solid blue trapezoid on the left and a lighter blue triangle on the right, both pointing towards the right.

**Negative Mass and Negative Refractive
Index in Atom Nuclei**

Nuclear Wave Equation

Gravitational and Inertial Control

Part 2

Author: Raúl Fattore
University Degree in Electronics Engineering

Negative Mass and Negative Refractive Index in Atom Nuclei

Nuclear Wave Equation

Gravitational and Inertial Control

Part-2

Raul Fattore

<https://physics-answers.com/>
infobb20@gmail.com

April 7, 2023

The present study is divided into six parts – [Index of Part-2](#)

In This Paper

In this paper, two **nuclear wave equations** are derived for the nucleus of the Aluminum atom:

- **A nuclear wave equation from the shells' self-oscillations**
- **A nuclear interference wave equation by applying an external wave**

Having better knowledge about atomic nucleus dynamics may give us additional information which could be useful for experimental purposes.

Abstract

Some efforts have been made to prove negative mass behavior through some experiments performed in mechanics [1], and other disciplines [9], as well as some theories in electrostatics [2,3,4,5,6,7,8], but I haven't found research about similar effects in atomic level, where the most elementary mass given by the atomic nucleus is to be found.

- Is the second Newton's law still valid with negative mass?
- What could happen if we make the atom behave in a negative mass regime?
- Is the negative refractive index related to negative mass?
- Are we able to control the magnitude of mass?
- Are we able to control the sign of mass?

The answers to these questions are given through this series of papers, with results that are coincident with experimental data, except for the negative mass regime. Experiments must be done to confirm or invalidate the theory developed in these articles. Needless to say, if experiments validate this theory, then a significant change in mankind is going to happen. In that case, I strongly ask scientists to cooperate by making use of the derived technologies for good and refrain from doing it for evil.

Introduction

The theory presented in these papers, as described in Part-1, is based on three fundamental aspects that have proved to be extremely effective to describe physical phenomena and predicting results that agree with experimental data [10, 11, 12]:

- **Spinning Ring Model of Elementary Particles (toroidal ring of continuous charge)**
- **New Atomic Model**
- **The Universal Electrodynamic Force**

Based on the new atomic model, a shell arrangement of the nuclear particles has been assumed in Part 1, as shown in Fig. 1.

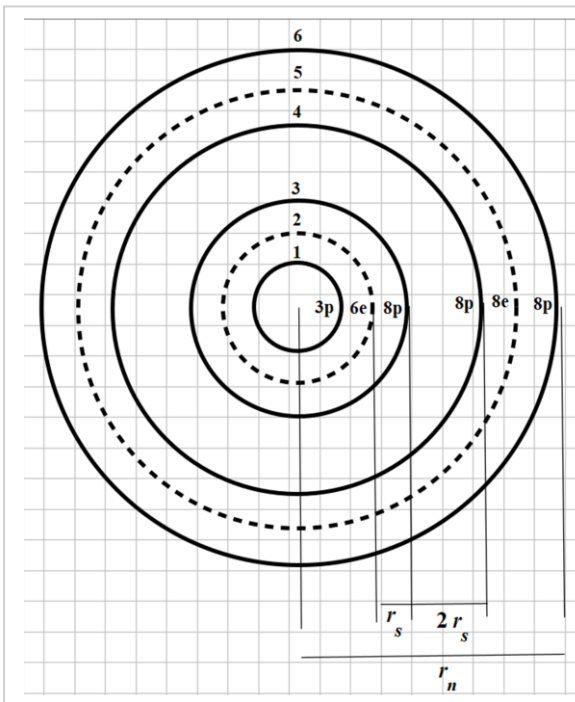


Figure 1

Assumed shell arrangement for Aluminum atomic nucleus

This sandwich configuration keeps the particles very tightly bound together. Note that at three shells in from the outermost shell, there are always two proton shells in a row for the larger nuclides.

This weak binding allows the outermost sandwich of shells to have liquid-like properties and forms the proper justification for a Liquid Drop Model of the nucleus.

As we already know, the torus ring model of the particles has an associated electric field as well as a magnetic field. However, due to the very tight packing configuration of the particles, we may safely assume that the distance among shells is extremely tiny and that the predominant force in the nucleus is of electrostatic origin, while the weaker magnetic forces will add some contribution to the equilibrium distance between each shell.

As demonstrated in Part 1, mass is an intrinsic property of the atomic nucleus. Under natural circumstances, it has a constant universal magnitude and is always positive. However, with some proper external agents, we might be able to manipulate the intrinsic mass by changing its magnitude and sign.

Derivation of the Nuclear Wave Equation for Shells' Self-Oscillations

A nuclear wave equation is derived specifically for Aluminum (Al 13) in accordance with the nuclear shell packing proposed by the atomic theory of the Spinning Ring Model of Elementary Particles, with a Liquid Drop Model of the nucleus (Fig. 1).

A more general nuclear wave equation valid for any atomic nucleus might be derived by following a similar procedure. I leave this task to other scientists.

We have assumed that the predominant force in the nucleus is of electrostatic origin, while the weaker magnetic forces will add some contribution to the equilibrium distance between each shell. Even though magnetic forces are not specifically considered for the **derivation of the wave equation**, the universal force used in the derivation already accounts not only for static but also for dynamic electric and magnetic fields.

We have previously seen in Part-1 that the net force is the sum of 2 terms (Eq. 23):

1. From opposite charges' interactions
2. From equal charges' interactions

$$\vec{F}_{net} = -\frac{378kq^2}{r_{ep}^2(t)} \left(1 - \frac{v_{ep}^2(t)}{c^2} + \frac{v_{ep}^2(t)r_{ep}(t)a_{ep}(t)}{c^4} + \frac{v_{ep}^4(t)}{c^4} + \frac{2r_{ep}(t)a_{ep}(t)}{c^2} \right) \hat{r} + \frac{2279.035793kq^2\hat{r}}{r_n^2} \quad (1)$$

Let's define the charge factor for opposite charges and equal charges from the interaction of Coulomb forces:

$$N_o = 378 \quad (\text{charge factor for opposite sign charges, from Coulomb force interaction})$$

$$N_s = 312 \quad (\text{charge factor for equal sign charges, from Coulomb force interaction})$$

Let's define the average constant distance among shells as:

$$\eta r_n (= 0.37r_n)$$

Then, we can write the force as

$$\vec{F}_{net} = \left(-\frac{N_o k q^2 \left(1 - \frac{v_{ep}(t)^2}{c^2} + \frac{v_{ep}(t)^2 r_{ep}(t) a_{ep}(t)}{c^4} + \frac{v_{ep}(t)^4}{c^4} + \frac{2r_{ep}(t) a_{ep}(t)}{c^2} \right)}{r_{ep}(t)^2} + \frac{N_s k q^2}{\eta^2 r_n^2} \right) \hat{r} \quad (2)$$

By having a closer look at the force, we see that the two terms are no other than a dynamic electric field, and a static electric field. Therefore, the net force can be written as

$$\vec{F}_{net} = (-qN_o E_o(r, t) + qN_s E_s) \hat{r} \quad (3)$$

Where:

$$\vec{E}_o(r, t) = \frac{kq \left(1 - \frac{v_{ep}(t)^2}{c^2} + \frac{v_{ep}(t)^2 r_{ep}(t) a_{ep}(t)}{c^4} + \frac{v_{ep}(t)^4}{c^4} + \frac{2r_{ep}(t) a_{ep}(t)}{c^2} \right) \hat{r}}{r_{ep}(t)^2} \quad (4)$$

$$\vec{E}_s = \frac{kq}{\eta^2 r_n^2} \hat{r} \quad (5)$$

Recall that the unit vector \hat{r} is a function of time, i.e., $\hat{r}(t)$. We have to take this into account when we take derivatives with respect to time. To simplify the notation, in most cases we simply write it as \hat{r} .

The total derivative of the net force given in Eq. 3 is:

$$d\vec{F}_{net} = \hat{r} q N_s dE_s - \hat{r} q N_o \left(\frac{\partial}{\partial r} E_o(r, t) \right) dr - \hat{r} q N_o \left(\frac{\partial}{\partial t} E_o(r, t) \right) dt + (-qN_o E_o(r, t) + qN_s E_s) d\hat{r} \quad (6)$$

Taking the partial derivative of Eq. 6 with respect to r

$$\frac{\partial}{\partial r} (\vec{F}_{net}) = \hat{r} q N_s \frac{d}{dr} (E_s) - \hat{r} q N_o \left(\frac{\partial}{\partial r} E_o(r, t) \right) \frac{d}{dr} (r) - \hat{r} q N_o \left(\frac{\partial}{\partial t} E_o(r, t) \right) \frac{d}{dr} (t) + (-qN_o E_o(r, t) + qN_s E_s) \frac{d}{dr} (\hat{r}) \quad (7)$$

Considering that:

$$\frac{d}{dr} (E_s) = 0; \quad \frac{d}{dr} (t) = \frac{1}{v}; \quad \frac{d}{dr} (\hat{r}) = 0$$

Then, Eq. 7 becomes

$$\frac{\partial}{\partial r}(\vec{F}_{net}) = -\hat{r}qN_o \left(\frac{\partial}{\partial r} E_o(r, t) \right) - \hat{r} \frac{qN_o \left(\frac{\partial}{\partial t} E_o(r, t) \right)}{v(t)} \quad (8)$$

Taking the partial derivative of Eq. 6 with respect to t

$$\frac{\partial}{\partial t}(\vec{F}_{net}) = \hat{r}qN_s \frac{d}{dt}(E_s) - \hat{r}qN_o \left(\frac{\partial}{\partial r} E_o(r, t) \right) \frac{d}{dt}(r) - \hat{r}qN_o \left(\frac{\partial}{\partial t} E_o(r, t) \right) \frac{d}{dt}(t) + (-qN_o E_o(r, t) + qN_s E_s) \frac{d}{dt}(\hat{r}) \quad (9)$$

Considering that:

$$\vec{E}_s = \frac{kq\hat{r}(t)}{\eta^2 r_n^2}, \quad \frac{\partial}{\partial t}(\vec{E}_s) = \frac{kq\dot{\phi}(t) \sin(\theta(t))\hat{\phi}(t)}{\eta^2 r_n^2} + \frac{kq\dot{\theta}(t)\hat{\theta}(t)}{\eta^2 r_n^2}$$

$$\frac{d}{dt}(\hat{r}(t)) = \dot{\theta}(t)\hat{\theta}(t) + \dot{\phi}(t) \sin(\theta(t))\hat{\phi}(t)$$

Shell oscillations occur in the radial direction, coincident with the nucleus radius line. Therefore, the electric field has no component in $\hat{\theta}$ nor in $\hat{\phi}$ directions. That means:

$$\frac{d}{dt}(\hat{r}(t)) = 0 \quad \text{and} \quad \frac{d}{dt}(E_s) = 0$$

Then, Eq. 9 becomes

$$\frac{\partial}{\partial t}(\vec{F}_{net}) = -\hat{r}qN_o \left(\frac{\partial}{\partial r} E_o(r, t) \right) v(t) - \hat{r}qN_o \left(\frac{\partial}{\partial t} E_o(r, t) \right) \quad (10)$$

Now we take the derivative of Eq. (8) with respect to time, which gives

$$\begin{aligned} \frac{\partial^2}{\partial r \partial t}(\vec{F}_{net}) = & \hat{r}(t) \left(-qN_o \left(\frac{\partial^2}{\partial r \partial t} E_o(r, t) \right) - \frac{qN_o \left(\frac{\partial^2}{\partial t^2} E_o(r, t) \right)}{v(t)} + \frac{qN_o \left(\frac{\partial}{\partial t} E_o(r, t) \right) \dot{v}(t)}{v(t)^2} \right) + \\ & \hat{\theta}(t) \left(-qN_o \left(\frac{\partial}{\partial r} E_o(r, t) \right) \dot{\theta}(t) - \frac{qN_o \left(\frac{\partial}{\partial t} E_o(r, t) \right) \dot{\theta}(t)}{v(t)} \right) + \hat{\phi}(t) \left(-qN_o \left(\frac{\partial}{\partial r} E_o(r, t) \right) \dot{\phi}(t) \sin(\theta(t)) - \right. \\ & \left. \frac{qN_o \left(\frac{\partial}{\partial t} E_o(r, t) \right) \dot{\phi}(t) \sin(\theta(t))}{v(t)} \right) \end{aligned}$$

Since the components in the direction of $\hat{\theta}$ and $\hat{\phi}$ are zero, the equation is reduced to

$$\frac{\partial^2}{\partial r \partial t}(\vec{F}_{net}) = \hat{r}(t) \left(-qN_o \left(\frac{\partial^2}{\partial r \partial t} E_o(r, t) \right) - \frac{qN_o \left(\frac{\partial^2}{\partial t^2} E_o(r, t) \right)}{v(t)} + \frac{qN_o \left(\frac{\partial}{\partial t} E_o(r, t) \right) \dot{v}(t)}{v(t)^2} \right) \quad (11)$$

Now we take the derivative of Eq. (10) with respect to r , yielding to

$$\frac{\partial^2}{\partial t \partial r}(\vec{F}_{net}) = \hat{r}(t) \left(-qN_o v(t) \left(\frac{\partial^2}{\partial r^2} E_o(r, t) \right) - qN_o \left(\frac{\partial^2}{\partial r \partial t} E_o(r, t) \right) \right) \quad (12)$$

By equating Eq. (11) and Eq. (12), we obtain

$$\hat{r}(t) \left(-qN_o \left(\frac{\partial^2}{\partial r \partial t} E_o(r, t) \right) - \frac{qN_o \left(\frac{\partial^2}{\partial t^2} E_o(r, t) \right)}{v(t)} + \frac{qN_o \left(\frac{\partial}{\partial t} E_o(r, t) \right) a(t)}{v(t)^2} \right) = \hat{r}(t) \left(-qN_o v(t) \left(\frac{\partial^2}{\partial r^2} E_o(r, t) \right) - qN_o \left(\frac{\partial^2}{\partial r \partial t} E_o(r, t) \right) \right)$$

After simplifying, we arrive at our final

Nuclear wave equation from Shells' Self-Oscillations

$$\left(\frac{\partial^2}{\partial t^2} E_o(r, t) \right) - v_{ep}(t)^2 \left(\frac{\partial^2}{\partial r^2} E_o(r, t) \right) - \frac{a_{ep}(t)}{v_{ep}(t)} \left(\frac{\partial}{\partial t} E_o(r, t) \right) = 0 \quad (13)$$

This partial differential equation (PDE) is of type hyperbolic, with variable coefficients, whose analytical solution involves a certain amount of work. To simplify this work, it will be solved numerically with initial-boundary conditions derived from the nuclear shell's arrangements.

We can write the **nuclear wave equation** in a more general form as follows:

$$\left(\frac{\partial^2}{\partial t^2} f(r, t) \right) - \dot{r}(t)^2 \left(\frac{\partial^2}{\partial r^2} f(r, t) \right) - \frac{\ddot{r}(t)}{\dot{r}(t)} \left(\frac{\partial}{\partial t} f(r, t) \right) = 0 \quad (14)$$

The initial-boundary conditions

Let's remember the equations of relative displacement, velocity, and acceleration between electron-proton shell pairs derived in Part 1, equations (10), (11), and (12):

$$r_{ep}(t) = \gamma \cdot r_n + A_e \cos(\omega_e t) - A_p \cos(\omega_p t)$$

$$v_{ep}(t) = -A_e \omega_e \sin(\omega_e t) + A_p \omega_p \sin(\omega_p t)$$

$$a_{ep}(t) = -A_e \omega_e^2 \cos(\omega_e t) + A_p \omega_p^2 \cos(\omega_p t)$$

$$\gamma \cdot r_n = r_s$$

Initial conditions

For $t = 0$ we have:

$$r_{ep}(0) = r_s + A_e - A_p = r_s + r_0$$

$$v_{ep}(0) = 0$$

$$a_{ep}(0) = a_0$$

Equation (4) is reduced to

$$E(r, 0) = E_0 = -\frac{N_o k q \left(1 + \frac{2 a_0 (r_s + r_0)}{c^2} \right)}{(r_s + r_0)^2} + \frac{N_s k q}{r_s^2} \quad (15)$$

You can also verify that the derivative of Eq. (4) with respect to time is zero

$$\frac{\partial}{\partial t} (E(r, 0)) = 0 \quad (16)$$

Boundary conditions

For $r_{ep}(t) = r_s$, we have velocity and acceleration equal to zero. Then Eq. (4) is reduced to

$$E(r_s, t) = E_{rs} = -\frac{kq(N_0 - N_s)}{r_s^2} \quad (17)$$

Similarly, for $r_{ep}(t) = r_n$, we have velocity and acceleration equal to zero. Then Eq. (4) becomes

$$E(r_n, t) = E_{rn} = -\frac{kq(N_0 \gamma^2 - N_s)}{\gamma^2 r_n^2} \quad (18)$$

Equations (15) to (18) constitute the chosen initial and boundary conditions to obtain the solution of the **nuclear wave equation** for diverse parameter values.

Nuclear Radiation Frequencies from Shells' Self-Oscillations

The nuclear wave equation (13) has been numerically solved with the initial-boundary conditions (15) to (18). Some graphs of amplitude with respect to time and displacement (snapshots) are shown below for the following parameters:

$$r_n = 3.5 \cdot 10^{-15} [m]; \quad A_e = 2 \cdot 10^{-16} [m]; \quad A_p = 10^{-3} A_e [m]; \quad N_0 = 378; \quad N_s = 312$$

The graphs of amplitude vs. time correspond to a displacement $r = 2.5 \cdot 10^{15} [m]$, while the plots of amplitude vs. displacement correspond to the nucleus radius for an arbitrary time, taken within the allowed time span from the solution.

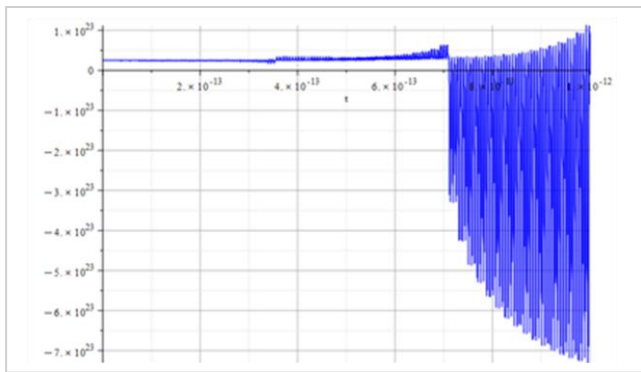


Figure 2

Amplitude vs. time

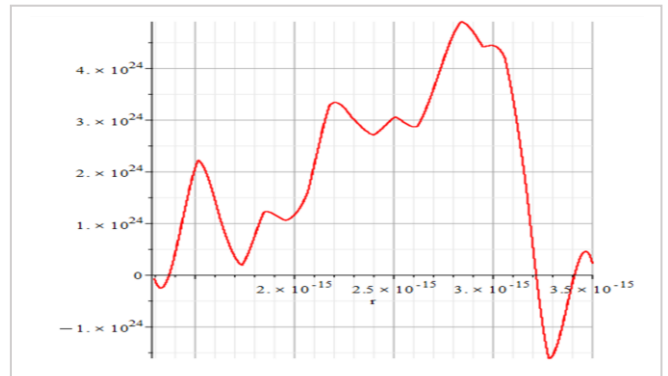


Figure 3

Amplitude vs. displacement

Fig. 2-3: for these additional parameters: $\omega_e = 10^{15} [1/s]$ and $\omega_p = 10^{16} [1/s]$, the nuclear radiation frequency is $f_n = 1.6 \cdot 10^{14} [Hz]$.

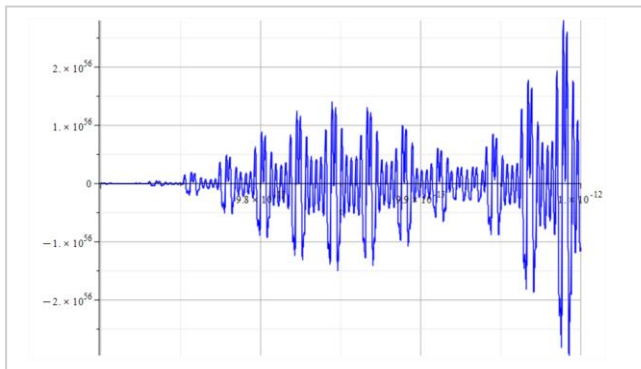


Figure 4

Amplitude vs. time

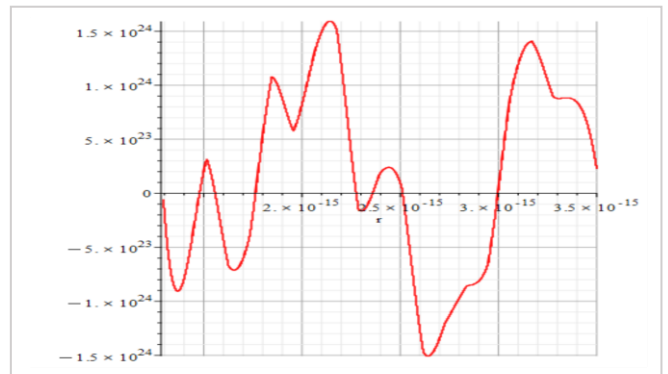


Figure 5

Amplitude vs. displacement

Fig. 4-5: for these additional parameters: $\omega_e = 10^{16}[1/s]$ and $\omega_p = 10^{15}[1/s]$, the nuclear radiation frequency is $f_n \cong 3.3 \cdot 10^{15} [Hz]$.

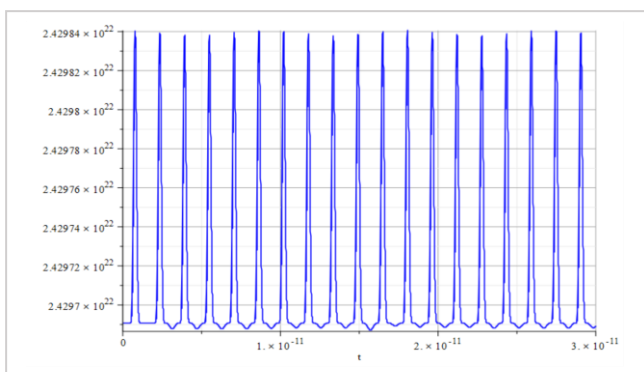


Figure 6

Amplitude vs. time

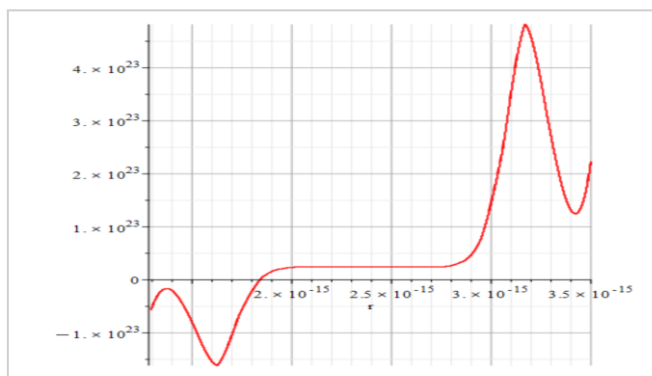


Figure 7

Amplitude vs. displacement

Fig. 6-7: for these additional parameters: $\omega_e = 4 \cdot 10^{12}[1/s]$ and $\omega_p = 7 \cdot 10^{11}[1/s]$, the nuclear radiation frequency is $f_n = 6.4 \cdot 10^{11} [Hz]$.

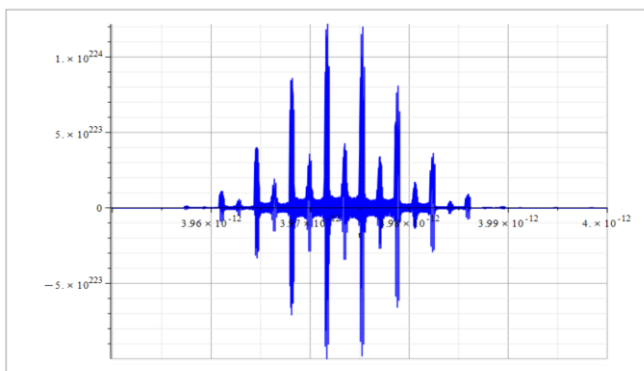


Figure 8

Amplitude vs. time

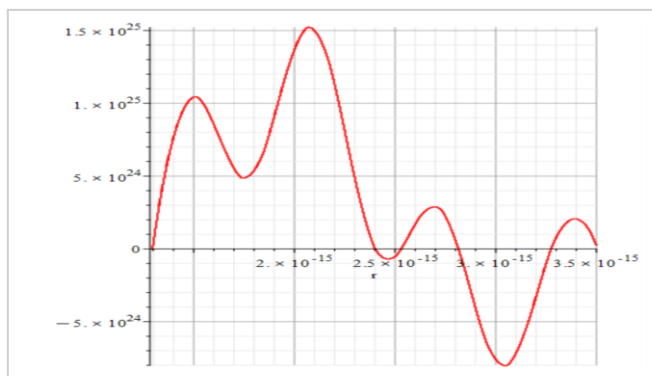


Figure 9

Amplitude vs. displacement

Fig. 8-9: for these additional parameters: $\omega_e = 8 \cdot 10^{18}[1/s]$ and $\omega_p = 3 \cdot 10^{17}[1/s]$, the nuclear radiation frequency is $f_n = 10^{16} [Hz]$, with a beat frequency of $f_{nb} \cong 7 \cdot 10^{15} [Hz]$.

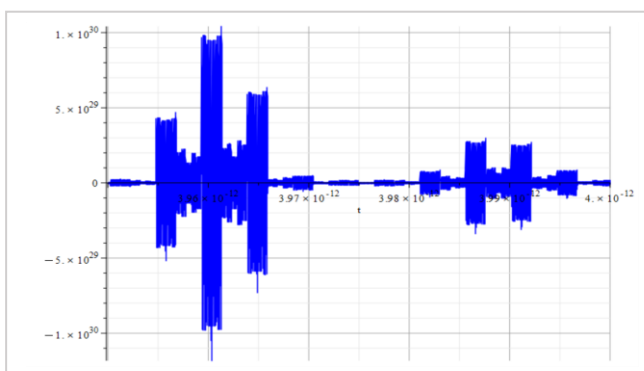


Figure 10

Amplitude vs. time

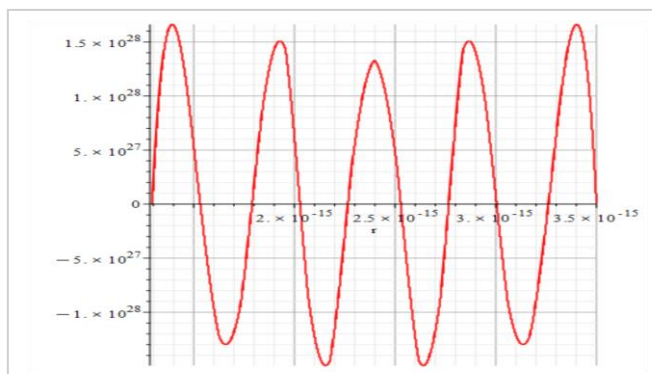


Figure 11

Amplitude vs. displacement

Fig. 10-11: for these additional parameters: $\omega_e = 10^{20}$ [1/s] and $\omega_p = 5 \cdot 10^{19}$ [1/s], the nuclear radiation frequency is $f_n = 10^{16}$ [Hz].

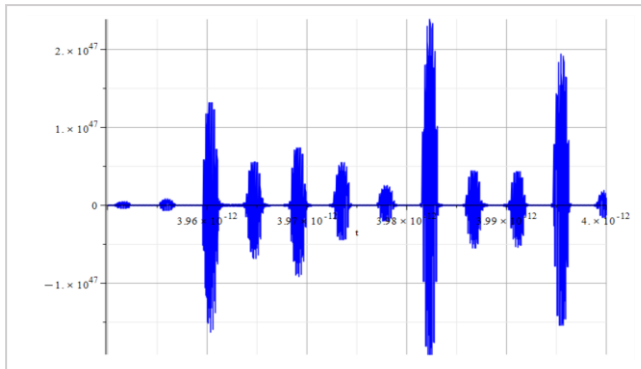


Figure 12

Amplitude vs. time

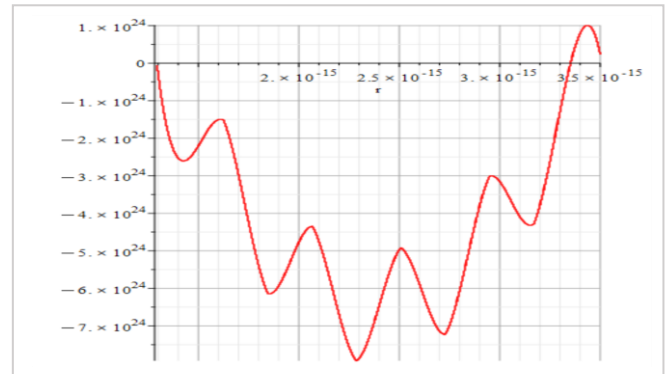


Figure 13

Amplitude vs. displacement

Fig. 12-13: for these additional parameters: $\omega_e = 4 \cdot 10^{20}$ [1/s] and $\omega_p = 10^{21}$ [1/s], the nuclear radiation frequency is $f_n = 10^{16}$ [Hz].

According to the [National Institute of Standards and Technology](https://www.nist.gov), the emission spectrum of Aluminum is in the range of frequencies $f = 1.8 \cdot 10^{14}$ [Hz] to $f = 2 \cdot 10^{15}$ [Hz].

The nuclear radiation frequencies in Fig. 2 and Fig. 4 are approximately within the range of emission of the Aluminum. This tells us that the frequency of oscillation of electron and proton shells should be approximately in the range of $f_e = f_p = 1.6 \cdot 10^{14}$ [Hz] to $1.6 \cdot 10^{15}$ [Hz].

Derivation of a Nuclear Interference Wave Equation by Applying an External Wave

Remember that the nuclear wave equation is derived specifically for Aluminum (Al 13) in accordance with the nuclear shell packing proposed by the atomic theory of the Spinning Ring Model of Elementary Particles, with a Liquid Drop Model of the nucleus (Fig. 1).

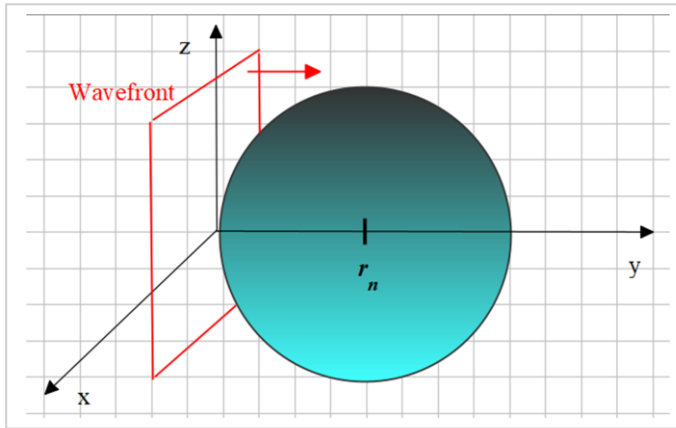


Figure 14

External wavefront reaching the nucleus

Assume that a plane wave of amplitude E_m , frequency ω , and propagation velocity c in the y -direction strikes the outer shell of the "nuclear sphere".

We disregard some minor scattering caused by the few outer electrons in the atom, which are located at a very long distance from the nucleus. The incident wave energy may be totally absorbed, partially absorbed, or not absorbed at all by the nuclear shells.

and electron shells if they can absorb the incident energy. If the shells are unable to absorb energy (total transmission), the wave velocity inside the nucleus will remain unaltered (by keeping the velocity it had before entering the nucleus).

The highest energy absorption (no reflection, no transmission) will happen at the shells' resonant frequencies, at which the nuclear mass becomes negative, just as the refractive index (see Part-3). High-energy standing waves will arise inside the nucleus.

An intermediate situation may occur when the energy is partially absorbed (reflection and transmission). In this case, a modulation is present (beat frequency) between the wave and the shell's oscillations frequencies.

Assume that the wave has the following equation (we write the wave vector in a capital letter as \vec{K} to avoid confusion with the Coulomb constant k):

$$E_w(r, t) = E_m \cos(\vec{K} \cdot \vec{r} - \omega t) \quad (19)$$

Where E_m is the amplitude of the external wave.

As the wave propagates in the y -direction, the wave vector is $\vec{K} = 0\hat{i} + k_y\hat{j} + 0\hat{k}$, with magnitude $k_y = K$. In spherical coordinates we have

$$\vec{K} = K \sin(\theta) \sin(\phi) \hat{r} + K \sin(\phi) \cos(\theta) \hat{\theta} + K \cos(\phi) \hat{\phi} \quad (20)$$

Since the magnitude of the vector \vec{r} limited to the nucleus is r_n , we can write $\vec{r} = r_n \hat{r}$. The dot product is $\vec{K} \cdot \vec{r} = K \sin(\theta) \sin(\phi) r_n$. According to the propagation in the y -direction, $\theta = \phi = \frac{\pi}{2}$.

So, the dot product result is $\vec{K} \cdot \vec{r} = K r_n$, and the wave equation for our plane wavefront propagating in the y -direction finally is

$$E_w(r, t) = E_m \cos(K r_n - \omega t) \quad (21)$$

Where $E_w(r, t)$ is the magnitude of the electric field.

We have a propagating electric field, but what is the direction of the field?

Assume that the electric field is polarized in the z-direction in the zy-plane. Then we can write

$\vec{E}_w(r, t) = 0\hat{i} + 0\hat{j} + E_w(r, t)\hat{k}$, which converted to spherical coordinates is

$$\vec{E}_w(r, t) = E_m \cos(Kr_n - \omega t) \cos(\theta) \hat{r} - E_m \cos(Kr_n - \omega t) \sin(\theta) \hat{\theta}$$

The polar angle in the z-direction is $\theta = 0$. Therefore, our final expression of an oscillating electric field in the z-direction, which moves in the y-direction is:

$$\vec{E}_w(r, t) = E_m \cos(Kr_n - \omega t) \hat{r} \quad (22)$$

Where the magnitude is as given in (21), and $K = \frac{\omega}{v_w}$. The velocity v_w is generic. Then, in the solution we can replace it by $v_{ep}(t)$ or c (speed of light) to study nuclear behaviors in absorption or transmission situations.

Let's make a rough approximation of the total force exerted by the wave on the nucleus as the sum of the forces on every proton and electron which form the nuclear shells. According to our 6 shells structure (Fig. 1), we have:

$$\vec{F}_{ext} = Q \vec{E}_w(r, t) \Rightarrow \vec{F}_{ext} = \vec{E}_w(r, t) \cdot (3q - 6q + 8q + 8q - 8q + 8q) \Rightarrow \vec{F}_{ext} = 13q \vec{E}_w(r, t)$$

$$\vec{F}_{ext} = 13q E_m \cos\left(\frac{\omega}{v_w} r_n - \omega t\right) \hat{r} \quad (23)$$

The net nuclear force has already been derived in Part-1, and written in compact form, as given in equations (3). The total force on the nucleus will be

$$\vec{F}_t = \vec{F}_{net} + \vec{F}_{ext}$$

$$F_t(r, t) = -q N_o E_o(r, t) \hat{r} + q N_s E_s \hat{r} + 13q E_m \cos\left(\frac{\omega}{v_w} r_n - \omega t\right) \hat{r} \quad (24)$$

Assume that the total force is a function of the following variables

$$F_t(r, t) = f(E_o, E_s, E_m, \omega, v_w, r, t, \hat{r})$$

Then, the total derivative is given by

$$\begin{aligned} d\vec{F}_t(r, t) = & \hat{r} q N_s dE_s + 13\hat{r} q \cos\left(\frac{\omega r_n}{v_w} - \omega t\right) dE_m - 13\hat{r} q E_m \left(\frac{r_n}{v_w} - t\right) \sin\left(\frac{\omega r_n}{v_w} - \omega t\right) d\omega + \\ & \frac{13\hat{r} q E_m \omega r_n \sin\left(\frac{\omega r_n}{v_w} - \omega t\right) dv_w}{v_w^2} - \hat{r} q N_o \left(\frac{\partial}{\partial r} E_o(r, t)\right) dr + \hat{r} \left(-q N_o \left(\frac{\partial}{\partial t} E_o(r, t)\right) + 13q E_m \omega \sin\left(\frac{\omega r_n}{v_w} - \right. \right. \\ & \left. \left. \omega t\right)\right) dt + \left(-q N_o E_o(r, t) + q N_s E_s + 13q E_m \cos\left(\frac{\omega r_n}{v_w} - \omega t\right)\right) d\hat{r} \end{aligned} \quad (25)$$

The partial derivative of (25) with respect to r is

$$\begin{aligned} \frac{\partial}{\partial r} (\vec{F}_t(r, t)) = & \hat{r} q N_s \frac{dE_s}{dr} + 13\hat{r} q \cos\left(\frac{\omega r_n}{v_w} - \omega t\right) \frac{dE_m}{dr} - 13\hat{r} q E_m \left(\frac{r_n}{v_w} - t\right) \sin\left(\frac{\omega r_n}{v_w} - \omega t\right) \frac{d\omega}{dr} + \\ & \frac{13\hat{r} q E_m \omega r_n \sin\left(\frac{\omega r_n}{v_w} - \omega t\right) \frac{dv_w}{dr}}{v_w^2} - \hat{r} q N_o \left(\frac{\partial}{\partial r} E_o(r, t)\right) \frac{dr}{dr} + \hat{r} \left(-q N_o \left(\frac{\partial}{\partial t} E_o(r, t)\right) + 13q E_m \omega \sin\left(\frac{\omega r_n}{v_w} - \omega t\right)\right) \frac{dt}{dr} + \\ & \left(-q N_o E_o(r, t) + q N_s E_s + 13q E_m \cos\left(\frac{\omega r_n}{v_w} - \omega t\right)\right) \frac{d\hat{r}}{dr} \end{aligned} \quad (26)$$

Considering that

$$\frac{dE_s}{dr} = 0 ; \quad \frac{dE_m}{dr} = 0 \quad (\text{we assume the amplitude of the wave keeps constant throughout the nucleus diameter})$$

$$\frac{d\omega}{dr} = 0 \quad (\text{we assume that frequency doesn't change with distance})$$

$$\frac{dv_w}{dr} = \frac{dv_w}{dr} \cdot \frac{dt}{dt} = \frac{\dot{v}_w(t)}{\dot{r}(t)} ; \quad \frac{dt}{dr} = \frac{1}{\dot{r}(t)} ; \quad \frac{d\hat{r}}{dr} = 0$$

Then, Eq. (26) is reduced to

$$\begin{aligned} \frac{\partial}{\partial r} (\vec{F}_t(r, t)) &= \frac{13\hat{r}qE_m\omega r_n \sin\left(\frac{\omega r_n}{v_w} - \omega t\right)}{v_w^2} \cdot \frac{\dot{v}_w(t)}{\dot{r}(t)} - \hat{r}qN_o \left(\frac{\partial}{\partial r} E_o(r, t)\right) + \hat{r} \left(-qN_o \left(\frac{\partial}{\partial t} E_o(r, t)\right) + \right. \\ &13qE_m\omega \sin\left(\frac{\omega r_n}{v_w} - \omega t\right) \left. \right) \cdot \frac{1}{\dot{r}(t)} \end{aligned} \quad (27)$$

Now we take the partial derivative of (25) with respect to t

$$\begin{aligned} \frac{\partial}{\partial t} (\vec{F}_t(r, t)) &= \hat{r}qN_s \frac{dE_s}{dt} + 13\hat{r}q \cos\left(\frac{\omega r_n}{v_w} - \omega t\right) \frac{dE_m}{dt} - 13\hat{r}qE_m \left(\frac{r_n}{v_w} - t\right) \sin\left(\frac{\omega r_n}{v_w} - \omega t\right) \frac{d\omega}{dt} + \\ &\frac{13\hat{r}qE_m\omega r_n \sin\left(\frac{\omega r_n}{v_w} - \omega t\right)}{v_w^2} \frac{dv_w}{dt} - \hat{r}qN_o \left(\frac{\partial}{\partial r} E_o(r, t)\right) \frac{dr}{dt} + \hat{r} \left(-qN_o \left(\frac{\partial}{\partial t} E_o(r, t)\right) + 13qE_m\omega \sin\left(\frac{\omega r_n}{v_w} - \omega t\right)\right) \frac{dt}{dt} + \\ &\left(-qN_o E_o(r, t) + qN_s E_s + 13qE_m \cos\left(\frac{\omega r_n}{v_w} - \omega t\right)\right) \frac{d\hat{r}}{dt} \end{aligned} \quad (28)$$

Considering that

$$\frac{dE_s}{dt} = 0 ; \quad \frac{dE_m}{dt} = 0 \quad (\text{we assume the amplitude of the wave keeps constant in time})$$

$$\frac{d\omega}{dt} = 0 \quad (\text{we assume that frequency doesn't change with time})$$

$$\frac{dr}{dt} = \dot{r}(t); \quad \frac{dv_w}{dt} = \dot{v}_w(t)$$

$$\frac{d\hat{r}}{dt} = \dot{\theta}(t)\hat{\theta}(t) + \dot{\phi}(t) \sin(\theta(t)) \hat{\phi}(t)$$

Recall that $\vec{E}_s = \frac{kq \hat{r}(t)}{(\eta \cdot r_n)^2}$. Its derivative with respect to time is

$$\frac{d\vec{E}_s}{dt} = \frac{kq \dot{\phi}(t) \sin(\theta(t)) \hat{\phi}(t)}{\eta^2 r_n^2} + \frac{kq \dot{\theta}(t) \hat{\theta}(t)}{\eta^2 r_n^2}$$

Shell oscillations occur in the radial direction, coincident with the nucleus radius line. Therefore, the internal electric field E_o has no component in $\hat{\theta}$ nor in $\hat{\phi}$ directions. Therefore,

$$\frac{d}{dt} (\hat{r}(t)) = 0 \quad \text{and} \quad \frac{d}{dt} (\vec{E}_s) = 0$$

Equation (28) is then reduced to

$$\begin{aligned} \frac{\partial}{\partial t} (\vec{F}_t(r, t)) &= \frac{13\hat{r}qE_m\omega r_n \sin\left(\frac{\omega r_n}{v_w} - \omega t\right)}{v_w^2} \cdot \dot{v}_w(t) - \hat{r}qN_o \left(\frac{\partial}{\partial r} E_o(r, t)\right) \cdot \dot{r}(t) + \hat{r} \left(-qN_o \left(\frac{\partial}{\partial t} E_o(r, t)\right) + \right. \\ &13qE_m\omega \sin\left(\frac{\omega r_n}{v_w} - \omega t\right) \left. \right) \end{aligned} \quad (29)$$

By taking the derivative of Eq. (27) with respect to t , and considering that the components in $\hat{\theta}$ and $\hat{\phi}$ directions are zero, we obtain:

$$\begin{aligned} \frac{\partial^2}{\partial r \partial t} (\vec{F}_t(r, t)) = \hat{r}(t) & \left(-\frac{13qE_m\omega^2 r_n \cos\left(\frac{\omega r_n}{v_w(t)} - \omega t\right) \dot{v}_w(t)}{v_w(t)^2 \dot{r}(t)} - \frac{26qE_m\omega r_n \sin\left(\frac{\omega r_n}{v_w(t)} - \omega t\right) \dot{v}_w(t)^2}{v_w(t)^3 \dot{r}(t)} - \right. \\ & \frac{13qE_m\omega r_n \sin\left(\frac{\omega r_n}{v_w(t)} - \omega t\right) \dot{v}_w(t) \dot{r}(t)}{v_w(t)^2 \dot{r}(t)^2} - qN_o \left(\frac{\partial^2}{\partial r \partial t} E_o(r, t) \right) - \frac{13qE_m\omega \sin\left(\frac{\omega r_n}{v_w(t)} - \omega t\right) \dot{r}(t)}{\dot{r}(t)^2} - \frac{13qE_m\omega^2 \cos\left(\frac{\omega r_n}{v_w(t)} - \omega t\right)}{\dot{r}(t)} + \\ & \left. \frac{qN_o \left(\frac{\partial}{\partial t} E_o(r, t) \right) \dot{r}(t)}{\dot{r}(t)^2} - \frac{qN_o \left(\frac{\partial^2}{\partial t^2} E_o(r, t) \right)}{\dot{r}(t)} \right) \quad (30) \end{aligned}$$

By taking the derivative of Eq. (29) with respect to r , we get

$$\frac{\partial^2}{\partial t \partial r} (\vec{F}_t(r, t)) = -N_o \dot{r}(t) \hat{r}(t) \left(\frac{\partial^2}{\partial r^2} E_o(r, t) \right) q - \hat{r}(t) q N_o \left(\frac{\partial^2}{\partial r \partial t} E_o(r, t) \right) \quad (31)$$

We see that Eq. (30) = Eq. (31). After equating both equations, simplifying terms, and doing some algebra, we arrive at our final **Nuclear Interference Wave Equation**:

$$\begin{aligned} \left(\frac{\partial^2}{\partial t^2} E_o(r, t) \right) - (v_{ep}(t))^2 \left(\frac{\partial^2}{\partial r^2} E_o(r, t) \right) - \frac{a_{ep}(t)}{v_{ep}(t)} \left(\frac{\partial}{\partial t} E_o(r, t) \right) = -\frac{13E_m\omega}{N_o} \left(\frac{\omega r_n \dot{v}_w(t)}{v_w(t)^2} \cos\left(\frac{\omega r_n}{v_w(t)} - \omega t\right) + \right. \\ \left. \frac{2r_n (\dot{v}_w(t))^2}{v_w(t)^3} \sin\left(\frac{\omega r_n}{v_w(t)} - \omega t\right) + \frac{r_n \dot{v}_w(t) a_{ep}(t)}{v_w(t)^2 v_{ep}(t)} \sin\left(\frac{\omega r_n}{v_w(t)} - \omega t\right) + \frac{a_{ep}(t)}{v_{ep}(t)} \sin\left(\frac{\omega r_n}{v_w(t)} - \omega t\right) + \omega \cos\left(\frac{\omega r_n}{v_w(t)} - \omega t\right) \right) \quad (32) \end{aligned}$$

Written in a more general form:

$$\begin{aligned} \left(\frac{\partial^2}{\partial t^2} E_o(r, t) \right) - (\dot{r}(t))^2 \left(\frac{\partial^2}{\partial r^2} E_o(r, t) \right) - \frac{\dot{r}(t)}{\dot{r}(t)} \left(\frac{\partial}{\partial t} E_o(r, t) \right) = -\frac{13E_m\omega}{N_o} \left(\frac{\omega r_n \dot{v}_w(t)}{v_w(t)^2} \cos\left(\frac{\omega r_n}{v_w(t)} - \omega t\right) + \right. \\ \left. \frac{2r_n (\dot{v}_w(t))^2}{v_w(t)^3} \sin\left(\frac{\omega r_n}{v_w(t)} - \omega t\right) + \frac{r_n \dot{v}_w(t) \dot{r}(t)}{v_w(t)^2 \dot{r}(t)} \sin\left(\frac{\omega r_n}{v_w(t)} - \omega t\right) + \frac{\dot{r}(t)}{\dot{r}(t)} \sin\left(\frac{\omega r_n}{v_w(t)} - \omega t\right) + \omega \cos\left(\frac{\omega r_n}{v_w(t)} - \omega t\right) \right) \quad (32a) \end{aligned}$$

This partial differential equation (PDE) is of type hyperbolic, with variable coefficients, whose analytical solution involves a certain amount of work. To simplify this work, it will be solved numerically with the same initial-boundary conditions as given from Eq. (15) to (18) for the wave equation (14).

Nuclear Wave Interference Analysis

The nuclear wave equation (14) has been numerically solved with the initial-boundary conditions (15) to (18). Some graphs of amplitude with respect to time and displacement (snapshots) are shown below for the following parameters:

$$r_n = 3.5 \cdot 10^{-15} [m]; \quad A_e = 2 \cdot 10^{-16} [m]; \quad A_p = 10^{-3} A_e [m]; \quad N_o = 378; \quad N_s = 312$$

The analysis will be separated into two parts, by considering the absorption and transmission of energy by the nucleus:

- **Absorption:** velocity of the external wave in the nucleus equal to the velocity of the shell's oscillations, i.e., $v_w(t) = v_{ep}(t)$
- **Transmission:** velocity of the external wave in the nucleus equal to the speed of light c .

Nuclear Wave Interference Under Nuclear Absorption of Energy

In this case, the following external wave variables have been set: $v_w(t) = v_{ep}(t)$ and $\dot{v}_w(t) = \dot{v}_{ep}(t)$. As the Aluminum electric breakdown is approximately $E_{br} \cong 15 \cdot 10^6 \left[\frac{V}{m}\right]$, the amplitude of the external wave was kept below that value at $E_m \leq 10^7 \left[\frac{V}{m}\right]$, while the frequency was changed to reflect the **shifts between positive and negative amplitudes of the wave interference**.

The graphs of amplitude vs. time correspond to a displacement $r = 2.5 \cdot 10^{15} [m]$, while the plots of amplitude vs. displacement correspond to the nucleus radius for an arbitrary time, taken within the allowed time span from the solution.

When the previous wave equation (13) was solved, it was shown that there are natural interferences causing resonance and standing waves in the nucleus, which are demonstrated by the “beats” and “double beats” on those graphs. Then, in the present analysis, we can expect **“beats of double beats”** caused by the external wave.

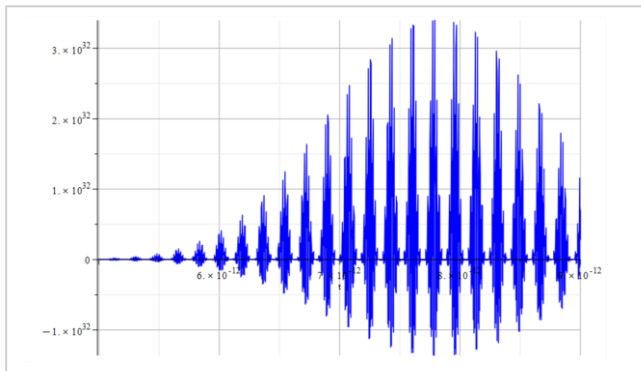


Figure 15

Amplitude vs. time

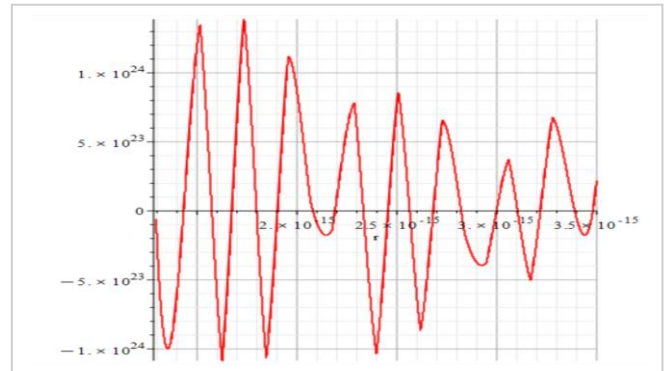


Figure 16

Amplitude vs. displacement

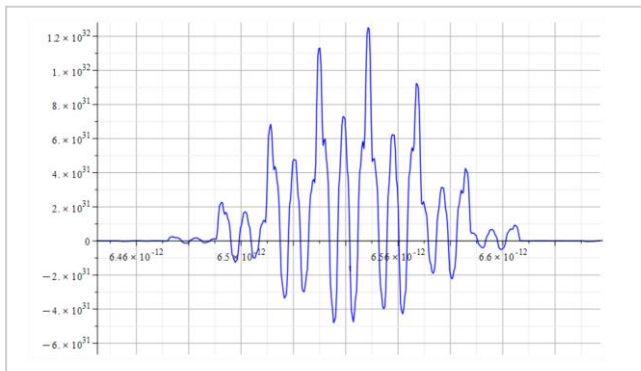


Figure 17

Amplitude vs. time. Expanding one packet (beat)

Fig. 15-17: No external wave is acting on the nucleus (natural nuclear emission), i.e., $E_m = \omega = 0$.

Additional parameters: $\omega_e = 2 \cdot 10^{15} [1/s]$ and $\omega_p = 5 \cdot 10^{16} [1/s]$.

Low frequency beat: $f_{bl} \cong 5.6 \cdot 10^{12} [Hz]$; high frequency beat: $f_{bh} \cong 1.5 \cdot 10^{14} [Hz]$; “carrier” frequency: $f_c \cong 7 \cdot 10^{14} [Hz]$

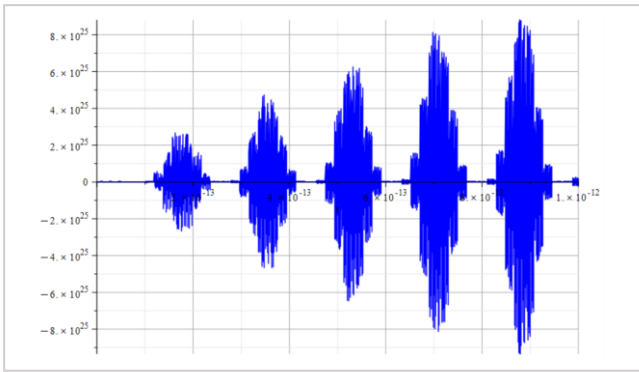


Figure 18

Amplitude vs, time

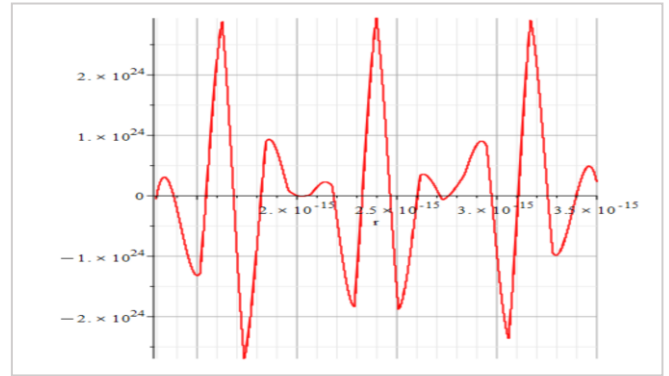


Figure 19

Amplitude vs, displacement

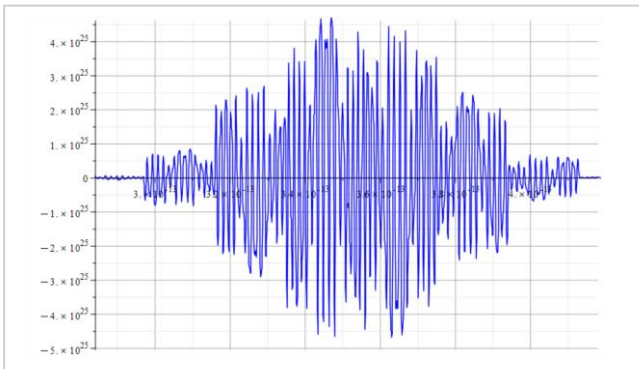


Figure 20

Amplitude vs, time. Expanding one big packet (double beat)

Fig. 18-20: external wave is acting on the nucleus
 $E_m = 10^7 \left[\frac{V}{m} \right]$; $\omega = 2 \cdot 10^{15} \left[\frac{1}{s} \right]$

Additional parameters: $\omega_e = 2 \cdot 10^{15} [1/s]$ and $\omega_p = 5 \cdot 10^{16} [1/s]$.

Low frequency beat: $f_{bl} \cong 5.6 \cdot 10^{12} [Hz]$; high frequency beat: $f_{bh} \cong 1.5 \cdot 10^{14} [Hz]$; "carrier" frequency: $f_c \cong 7 \cdot 10^{14} [Hz]$

No changes were observed with respect to the previous case.

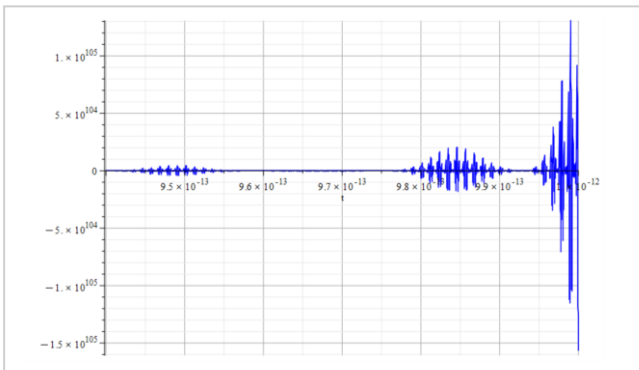


Figure 21

Amplitude vs, time

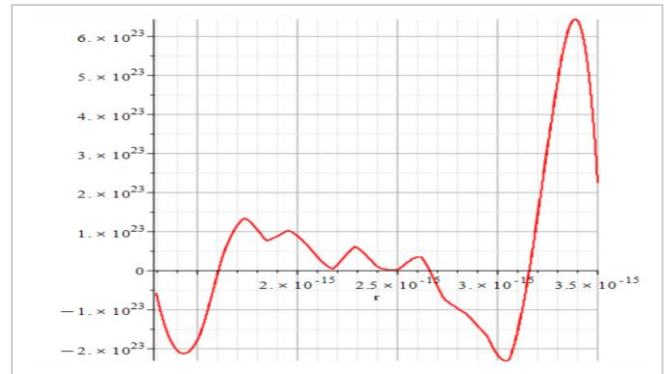


Figure 22

Amplitude vs, displacement

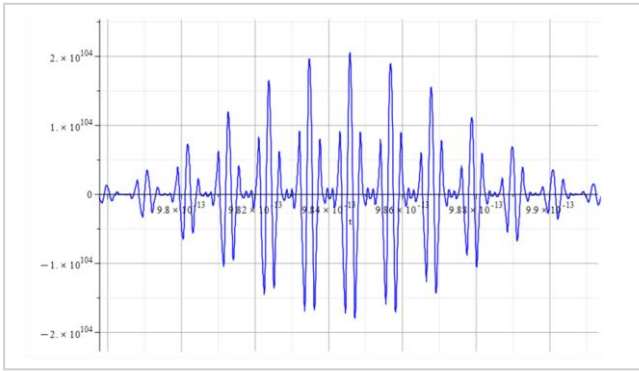


Figure 23

Amplitude vs. time. Expanding one big packet (double beat)

Fig. 21-23: external wave is acting on the nucleus
 $E_m = 10^7 \left[\frac{V}{m} \right]$; $\omega = 2 \cdot 10^{16} \left[\frac{1}{s} \right]$

Additional parameters: $\omega_e = 2 \cdot 10^{16} [1/s]$ and $\omega_p = 3 \cdot 10^{15} [1/s]$.

Low frequency beat: $f_{bl} \cong 5.6 \cdot 10^{13} [Hz]$; high frequency beat: $f_{bh} \cong 10^{15} [Hz]$; "carrier" frequency: $f_c \cong 3.3 \cdot 10^{15} [Hz]$.

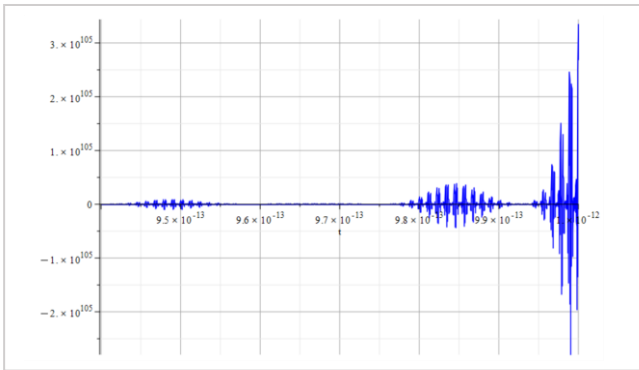


Figure 24

Amplitude vs. time

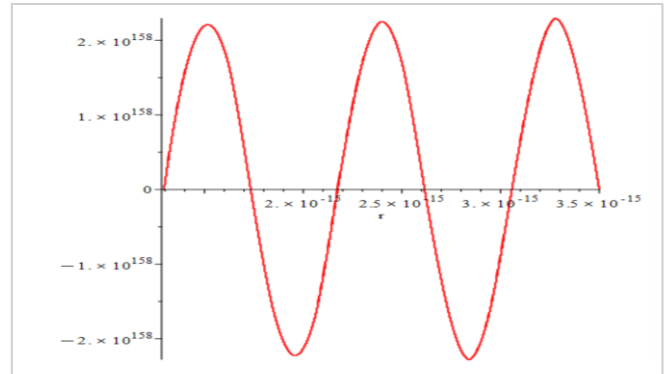


Figure 25

Amplitude vs. displacement

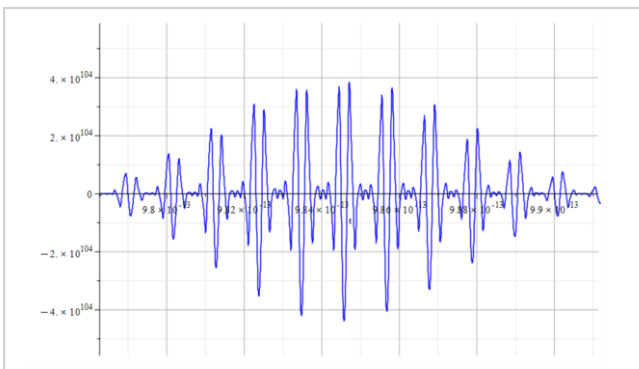


Figure 26

Amplitude vs. time. Expanding one big packet (double beat)

Fig. 24-26: external wave is acting on the nucleus
 $E_m = 10^7 \left[\frac{V}{m} \right]$; $\omega = 3 \cdot 10^{15} \left[\frac{1}{s} \right]$

Additional parameters: $\omega_e = 2 \cdot 10^{16} [1/s]$ and $\omega_p = 3 \cdot 10^{15} [1/s]$.

Low frequency beat: $f_{bl} \cong 5.6 \cdot 10^{13} [Hz]$; high frequency beat: $f_{bh} \cong 10^{15} [Hz]$; "carrier" frequency: $f_c \cong 2.5 \cdot 10^{15} [Hz]$.

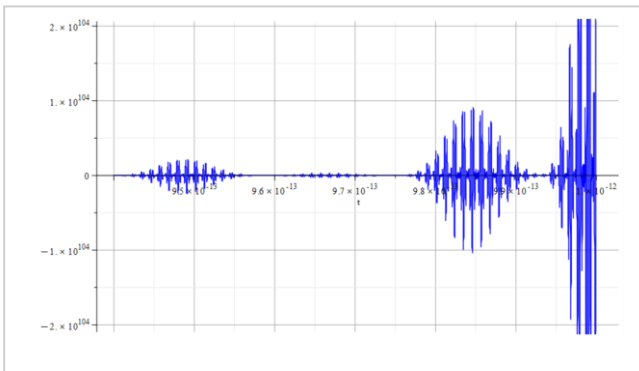


Figure 27

Amplitude vs, time

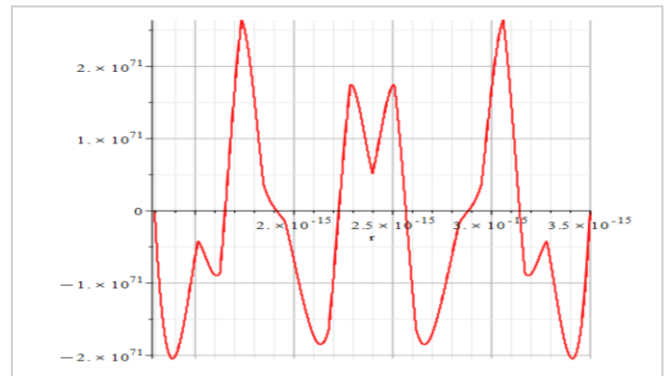


Figure 28

Amplitude vs, displacement

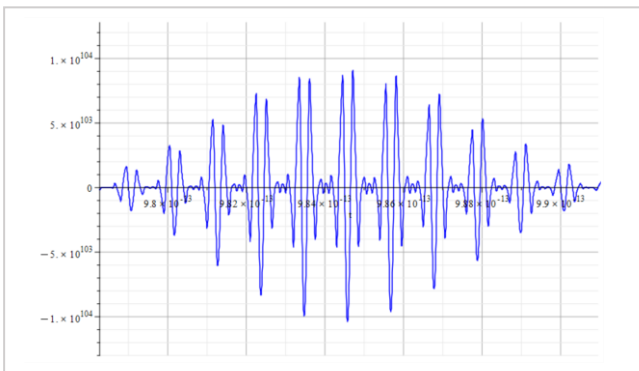


Figure 29

Amplitude vs, time. Expanding one big packet (double beat)

Fig. 27-29: external wave is acting on the nucleus
 $E_m = 10^4 \left[\frac{V}{m}\right]$; $\omega = 3 \cdot 10^{15} \left[\frac{1}{s}\right]$

Additional parameters: $\omega_e = 2 \cdot 10^{16} [1/s]$ and $\omega_p = 3 \cdot 10^{15} [1/s]$.

Low frequency beat: $f_{bl} \cong 5.6 \cdot 10^{13} [Hz]$; high frequency beat: $f_{bh} \cong 10^{15} [Hz]$; "carrier" frequency: $f_c \cong 2.5 \cdot 10^{15} [Hz]$.

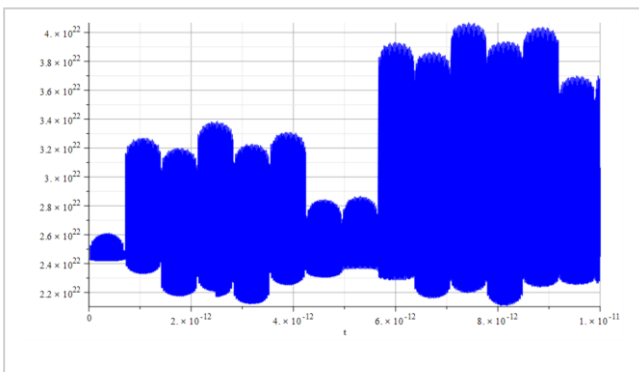


Figure 30

Amplitude vs, time

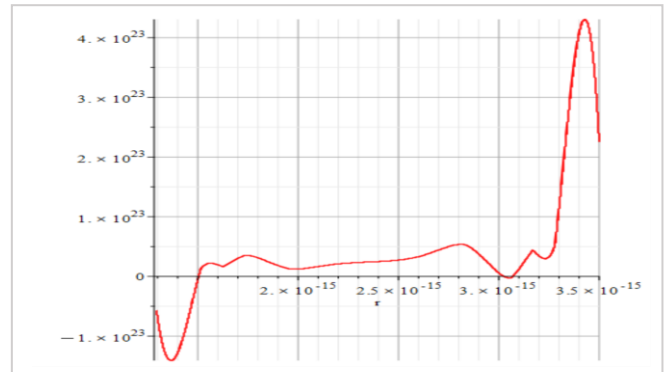


Figure 31

Amplitude vs, displacement

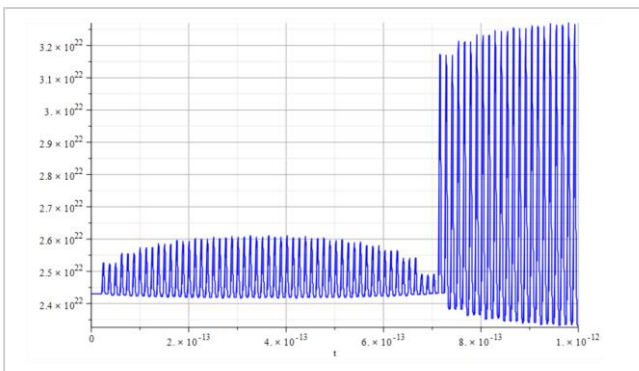


Figure 32

Amplitude vs, time. Partial expansion of beats

Fig. 30-32: external wave is acting on the nucleus
 $E_m = 10^7 \left[\frac{V}{m}\right]$; $\omega = 10^{15} \left[\frac{1}{s}\right]$

Additional parameters: $\omega_e = 5 \cdot 10^{14} [1/s]$ and $\omega_p = 10^{15} [1/s]$.

Beat frequency: $f_b \cong 1.4 \cdot 10^{12} [Hz]$; "carrier" frequency: $f_c \cong 7.7 \cdot 10^{13} [Hz]$.

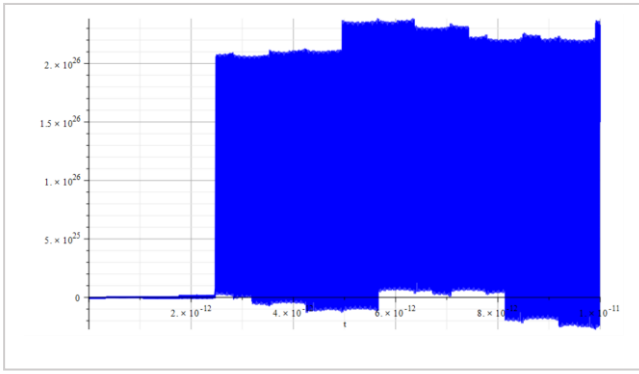


Figure 33

Amplitude vs. time

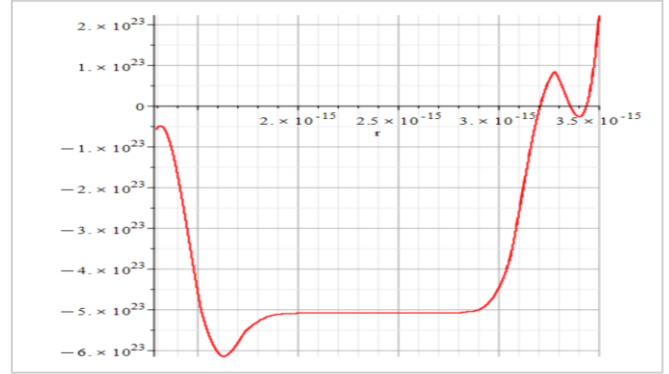


Figure 34

Amplitude vs. displacement

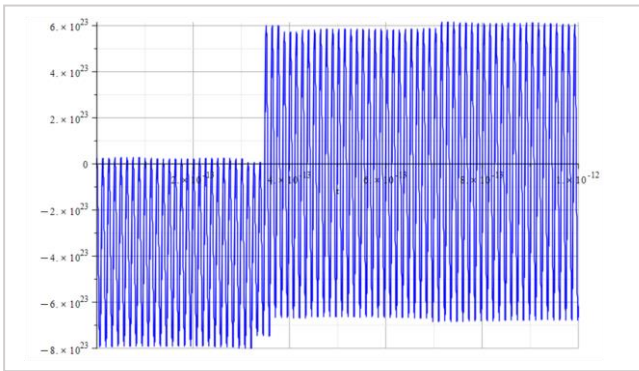


Figure 35

Amplitude vs. time. Partial expansion of beats

Fig. 33-35: external wave is acting on the nucleus $E_m = 10^7 [\frac{V}{m}]$; $\omega = 5.5 \cdot 10^{20} [\frac{1}{s}]$

Additional parameters: $\omega_e = 5 \cdot 10^{14} [1/s]$ and $\omega_p = 10^{15} [1/s]$.

Beat frequency: $f_b \cong 1.4 \cdot 10^{12} [Hz]$; “carrier” frequency: $f_c \cong 8 \cdot 10^{13} [Hz]$.

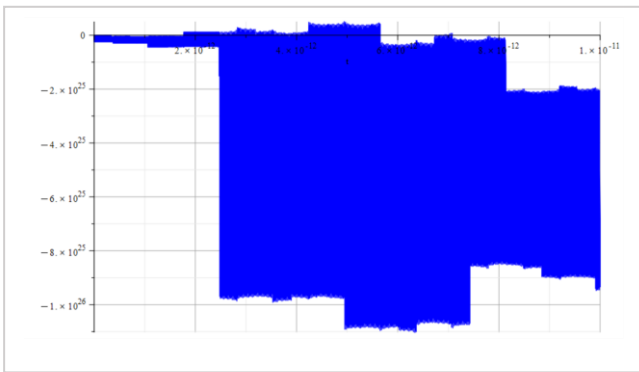


Figure 36

Amplitude vs. time

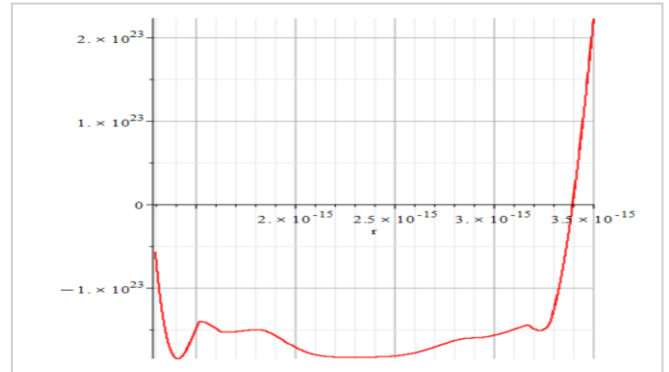


Figure 37

Amplitude vs. displacement

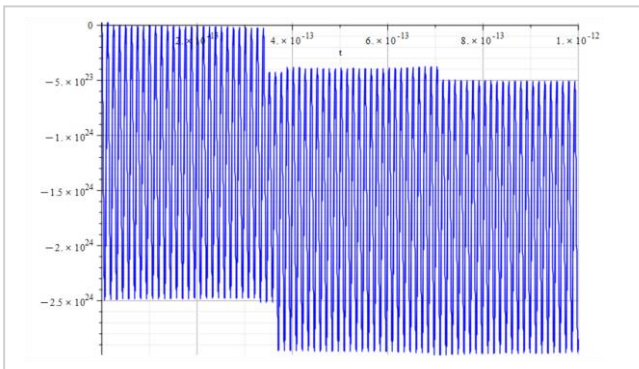


Figure 38

Amplitude vs. time. Partial expansion of beats

Fig. 36-38: external wave is acting on the nucleus $E_m = 10^7 [\frac{V}{m}]$; $\omega = 6 \cdot 10^{20} [\frac{1}{s}]$

Additional parameters: $\omega_e = 5 \cdot 10^{14} [1/s]$ and $\omega_p = 10^{15} [1/s]$.

Beat frequency: $f_b \cong 1.4 \cdot 10^{12} [Hz]$; “carrier” frequency: $f_c \cong 7.7 \cdot 10^{13} [Hz]$.

As previously demonstrated from the emission of Aluminum, the frequency of oscillation of electron and proton shells should be approximately in the range of $f_e = f_p = 1.6 \cdot 10^{14} [Hz]$ to $1.6 \cdot 10^{15} [Hz]$. Approximately within this range, interference effects have been observed to begin for an external wave frequency of $f_w \geq 10^{15} Hz$, which corresponds to the range of Near UV - Extreme UV.

Nuclear Wave Interference Under Nuclear Transmission of Energy

In this case, the following external wave variables have been set: $v_w(t) = v_{ep}(t)$ and $\dot{v}_w(t) = \dot{v}_{ep}(t)$. As the Aluminum electric breakdown is approximately $E_{br} \cong 15 \cdot 10^6 [\frac{V}{m}]$, the amplitude of the external wave was kept below that value at $E_m \leq 10^7 [\frac{V}{m}]$, while the frequency was changed to reflect the **shifts between positive and negative amplitudes of the wave interference**.

The graphs of amplitude vs. time correspond to an arbitrary displacement, while the plots of amplitude vs. displacement correspond to the nucleus radius for an arbitrary time, taken within the allowed time span from the solution.

When the previous wave equation (13) was solved, it was shown that there are natural interferences causing resonance and standing waves in the nucleus, which are demonstrated by the “beats” and “double beats” on those graphs. Then, in the present analysis, we can expect **“beats of double beats”** caused by the external wave.

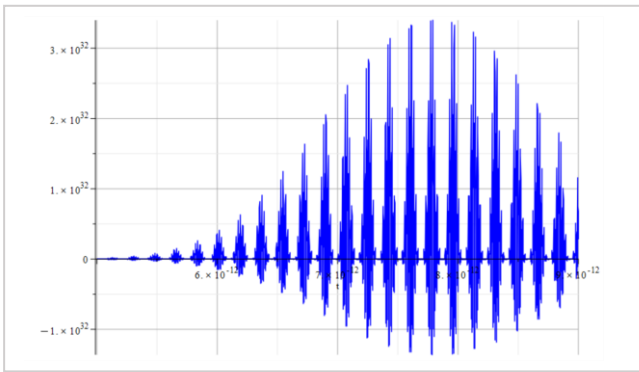


Figure 39

Amplitude vs, time

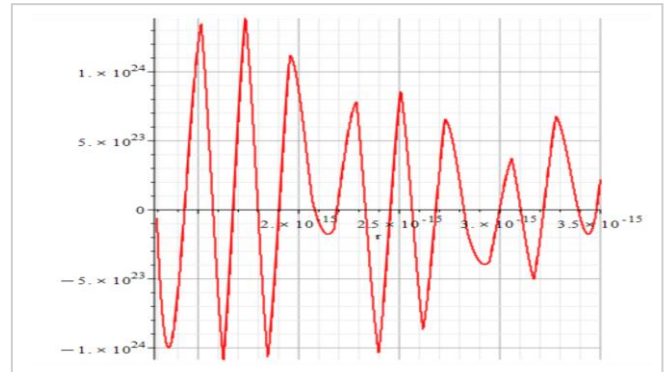


Figure 40

Amplitude vs, displacement

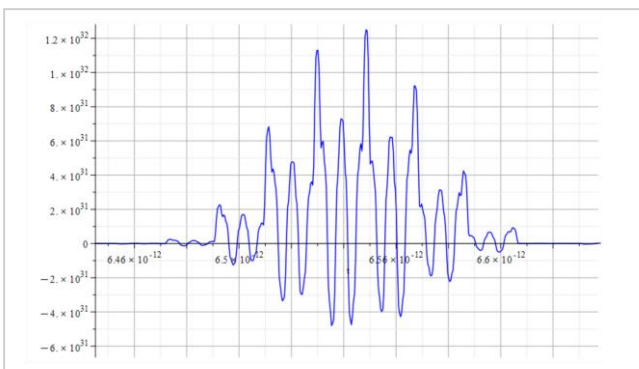


Figure 41

Amplitude vs, time. Expanding one packet (beat)

Fig. 39-41: No external wave is acting on the nucleus (natural nuclear emission), i.e., $E_m = \omega = 0$.

Additional parameters: $\omega_e = 2 \cdot 10^{15} [1/s]$ and $\omega_p = 5 \cdot 10^{16} [1/s]$.

Low frequency beat: $f_{bl} \cong 5.6 \cdot 10^{12} [Hz]$; high frequency beat: $f_{bh} \cong 1.4 \cdot 10^{14} [Hz]$; “carrier” frequency: $f_c \cong 6.6 \cdot 10^{14} [Hz]$

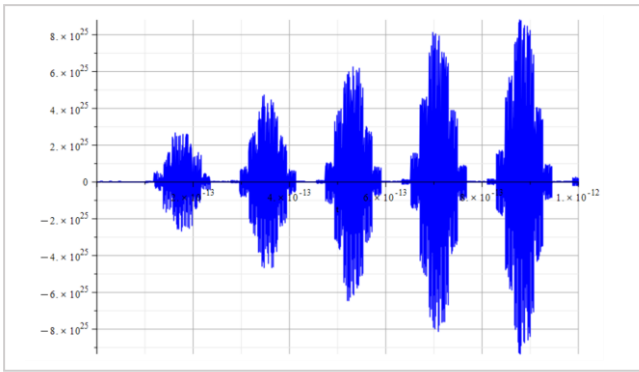


Figure 42

Amplitude vs, time

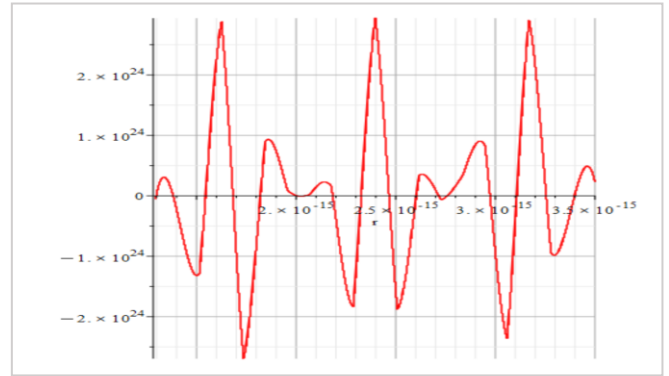


Figure 43

Amplitude vs, displacement

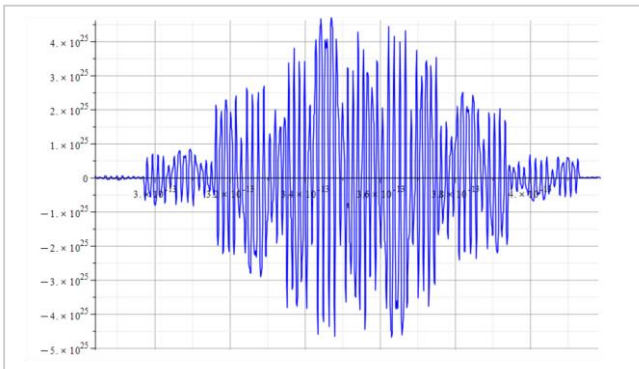


Figure 44

Amplitude vs, time. Expanding one big packet (double beat)

Fig. 42-44: external wave is acting on the nucleus
 $E_m = 10^7 \left[\frac{V}{m} \right]$; $\omega = 2 \cdot 10^{15} \left[\frac{1}{s} \right]$

Additional parameters: $\omega_e = 2 \cdot 10^{15} [1/s]$ and $\omega_p = 5 \cdot 10^{16} [1/s]$.

Low frequency beat: $f_{bl} \cong 5.6 \cdot 10^{12} [Hz]$; high frequency beat: $f_{bh} \cong 1.4 \cdot 10^{14} [Hz]$; "carrier" frequency: $f_c \cong 6.6 \cdot 10^{14} [Hz]$

No changes were observed with respect to the previous case.

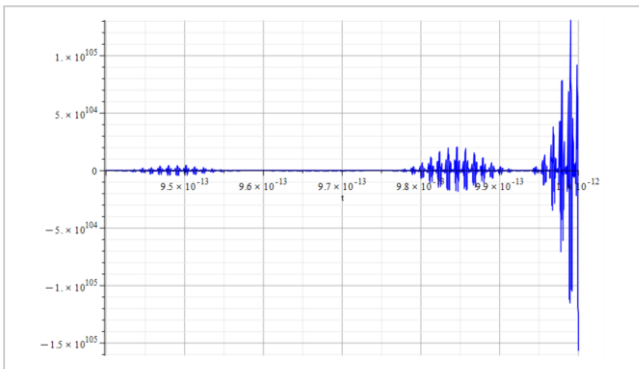


Figure 45

Amplitude vs, time

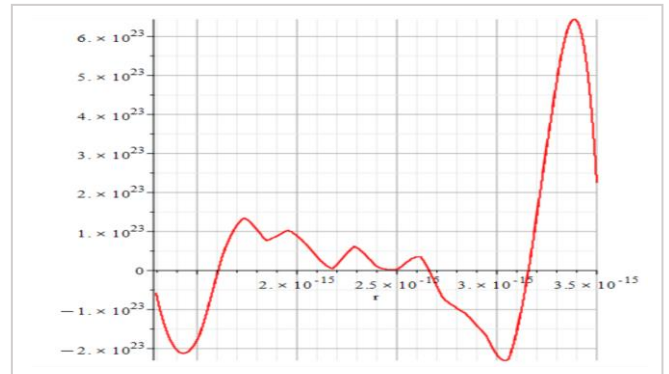


Figure 46

Amplitude vs, displacement

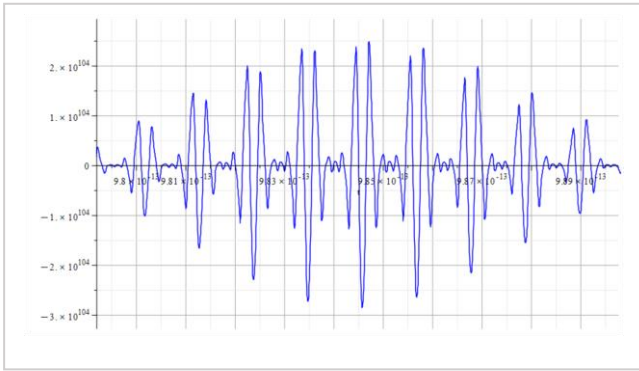


Figure 47

Amplitude vs. time. Expanding one big packet (double beat)

Fig. 45-47: external wave is acting on the nucleus
 $E_m = 10^7 \left[\frac{V}{m}\right]$; $\omega = 2 \cdot 10^{16} \left[\frac{1}{s}\right]$

Additional parameters: $\omega_e = 2 \cdot 10^{16} [1/s]$ and $\omega_p = 3 \cdot 10^{15} [1/s]$.

Low frequency beat: $f_{bl} \cong 5.6 \cdot 10^{13} [Hz]$; high frequency beat: $f_{bh} \cong 9.1 \cdot 10^{14} [Hz]$; "carrier" frequency: $f_c \cong 2.5 \cdot 10^{15} [Hz]$.

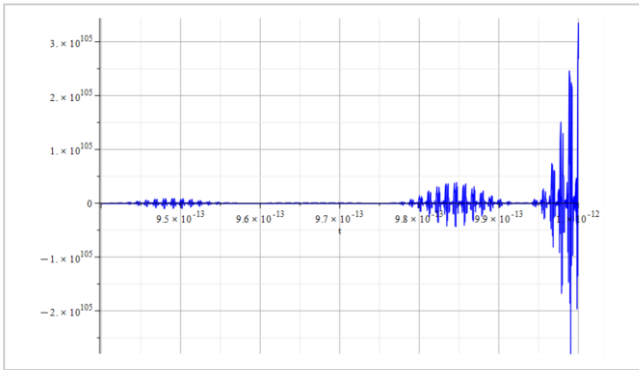


Figure 48

Amplitude vs. time

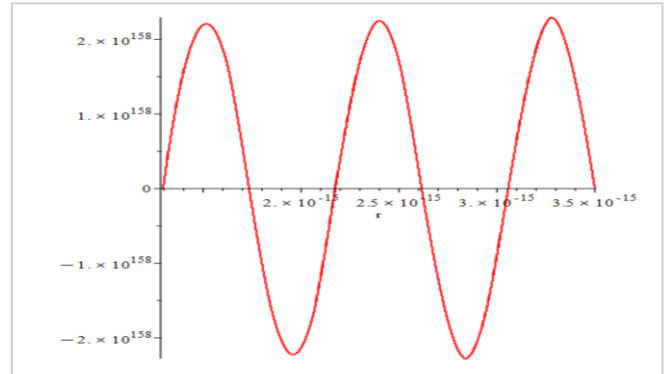


Figure 49

Amplitude vs. displacement

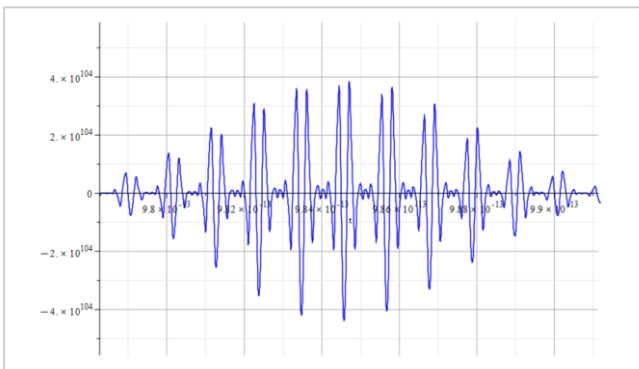


Figure 50

Amplitude vs. time. Expanding one big packet (double beat)

Fig. 48-50: external wave is acting on the nucleus
 $E_m = 10^7 \left[\frac{V}{m}\right]$; $\omega = 3 \cdot 10^{15} \left[\frac{1}{s}\right]$

Additional parameters: $\omega_e = 2 \cdot 10^{16} [1/s]$ and $\omega_p = 3 \cdot 10^{15} [1/s]$.

Low frequency beat: $f_{bl} \cong 5.6 \cdot 10^{13} [Hz]$; high frequency beat: $f_{bh} \cong 9.1 \cdot 10^{14} [Hz]$; "carrier" frequency: $f_c \cong 2.5 \cdot 10^{15} [Hz]$.

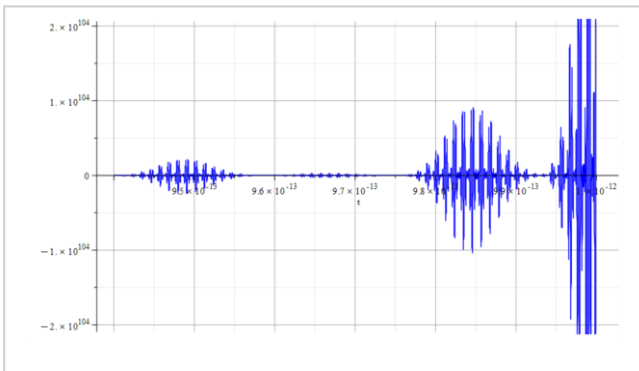


Figure 51

Amplitude vs, time

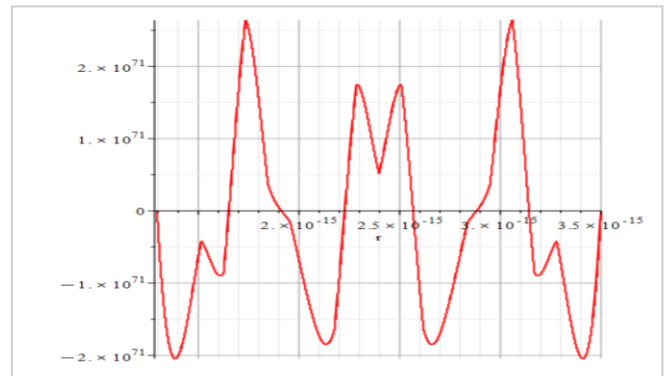


Figure 52

Amplitude vs, displacement

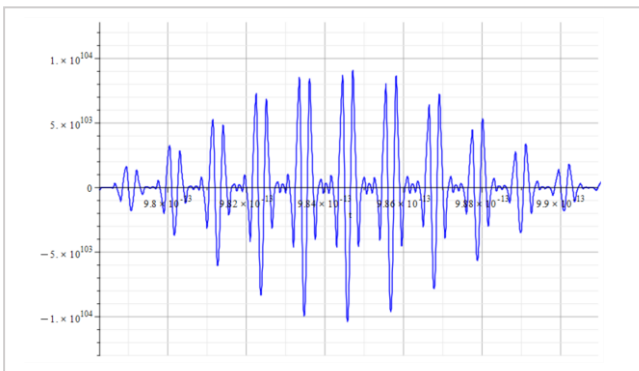


Figure 53

Amplitude vs, time. Expanding one big packet (double beat)

Fig. 51-53: external wave is acting on the nucleus
 $E_m = 10^4 \left[\frac{V}{m}\right]$; $\omega = 3 \cdot 10^{15} \left[\frac{1}{s}\right]$

Additional parameters: $\omega_e = 2 \cdot 10^{16} [1/s]$ and $\omega_p = 3 \cdot 10^{15} [1/s]$.

Low frequency beat: $f_{bl} \cong 5.6 \cdot 10^{13} [Hz]$; high frequency beat: $f_{bh} \cong 9.1 \cdot 10^{14} [Hz]$; "carrier" frequency: $f_c \cong 2 \cdot 10^{15} [Hz]$.

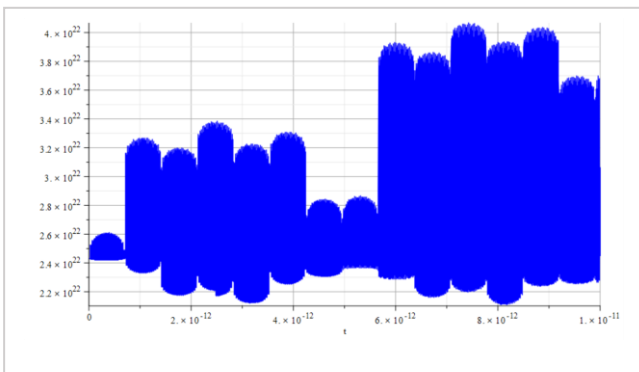


Figure 54

Amplitude vs, time

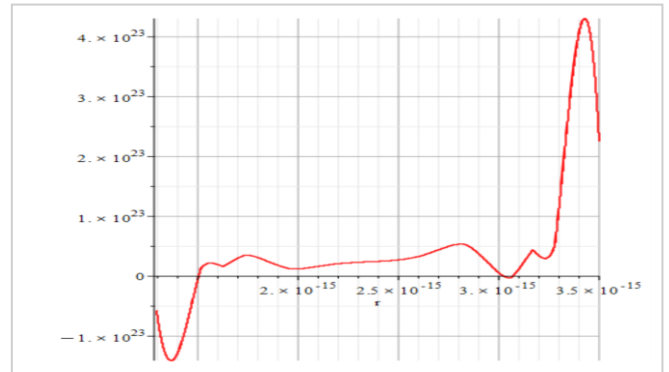


Figure 55

Amplitude vs, displacement

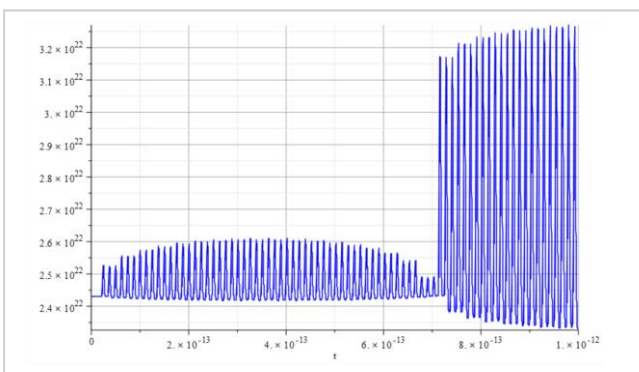


Figure 56

Amplitude vs, time. Partial expansion of beats

Fig. 54-56: external wave is acting on the nucleus
 $E_m = 10^7 \left[\frac{V}{m}\right]$; $\omega = 10^{15} \left[\frac{1}{s}\right]$

Additional parameters: $\omega_e = 5 \cdot 10^{14} [1/s]$ and $\omega_p = 10^{15} [1/s]$.

Beat frequency: $f_b \cong 1.4 \cdot 10^{12} [Hz]$; "carrier" frequency: $f_c \cong 7.7 \cdot 10^{13} [Hz]$.

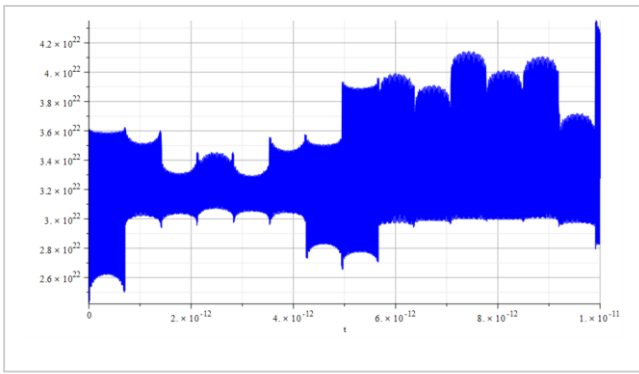


Figure 57

Amplitude vs, time

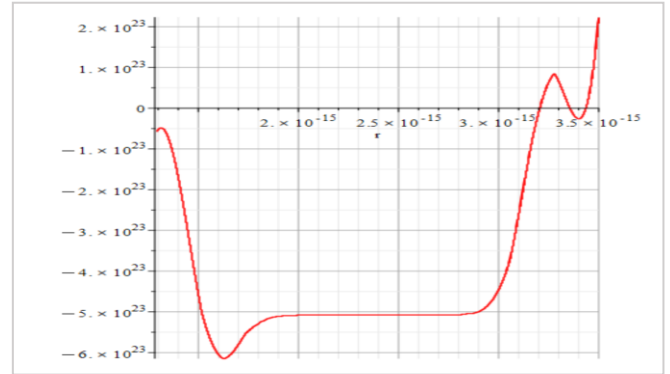


Figure 58

Amplitude vs, displacement

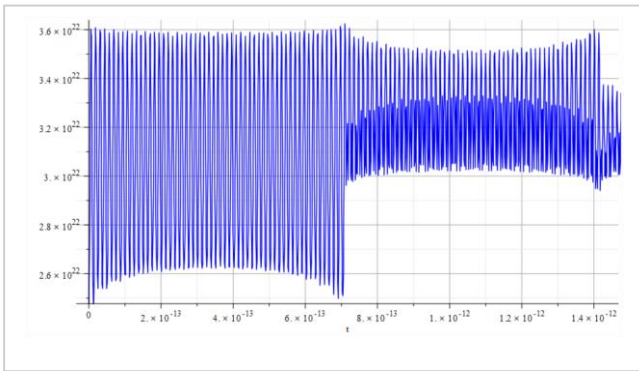


Figure 59

Amplitude vs, time. Partial expansion of beats

Fig. 57-59: external wave is acting on the nucleus

$$E_m = 10^7 \left[\frac{V}{m} \right]; \quad \omega = 5.5 \cdot 10^{20} \left[\frac{1}{s} \right]$$

Additional parameters: $\omega_e = 5 \cdot 10^{14} [1/s]$ and $\omega_p = 10^{15} [1/s]$.

Beat frequency: $f_b \cong 1.4 \cdot 10^{12} [Hz]$; "carrier" frequency: $f_c \cong 7.7 \cdot 10^{13} [Hz]$.

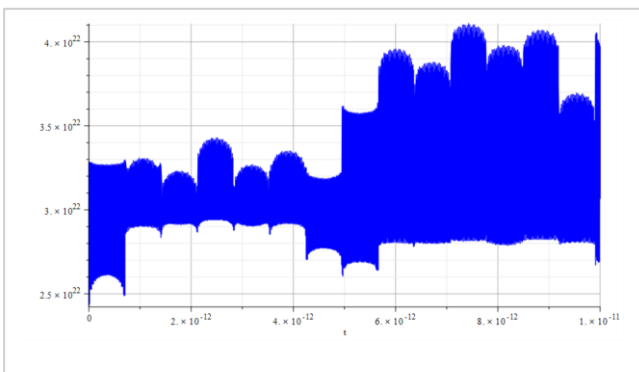


Figure 60

Amplitude vs, time

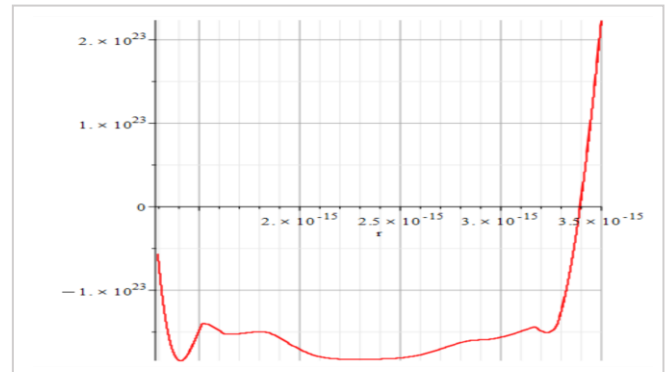


Figure 61

Amplitude vs, displacement

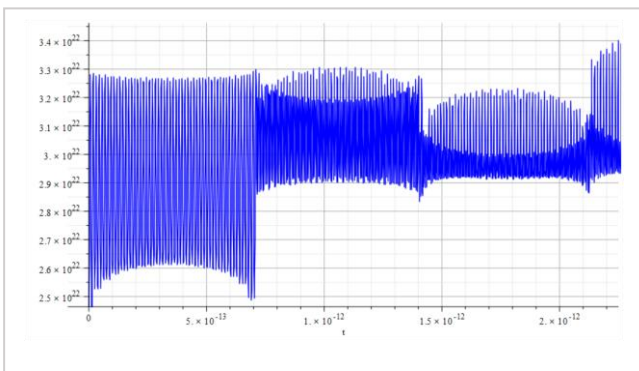


Figure 62

Amplitude vs, time. Partial expansion of beats

Fig. 60-62: external wave is acting on the nucleus

$$E_m = 10^7 \left[\frac{V}{m} \right]; \quad \omega = 6 \cdot 10^{20} \left[\frac{1}{s} \right]$$

Additional parameters: $\omega_e = 5 \cdot 10^{14} [1/s]$ and $\omega_p = 10^{15} [1/s]$.

Beat frequency: $f_b \cong 1.4 \cdot 10^{12} [Hz]$; "carrier" frequency: $f_c \cong 7.7 \cdot 10^{13} [Hz]$.

As can be seen from the graphs, nuclear transmission conditions show little differences in beat and “carrier” frequencies with respect to the absorption state analyzed in previous paragraphs.

However, there are some differences in the amplitude of the interference wave, and the most important aspect is that its amplitude is never negative for high frequencies of the external wave.

Conclusions

Based on the New Atomic Model and the Universal Electrodynamical Force, two wave equations have been derived, the first accounting for the self-oscillation nature of the nuclear shells, while the second exposes the nuclear wave interference caused by the internal shell oscillations with an external wave.

It has been demonstrated that the first derived wave equation from shells' self-oscillations, clearly predicts the emission of Aluminum according to international standards.

Moreover, the nuclear wave equation predicts emission lines for the Aluminum which are still unknown and need to be verified experimentally.

Both nuclear wave equations derived in this study may shed more light on the understanding of the nuclear nature, and open new possibilities to alter and control the mass.

Index of Part-2

Negative Mass and Negative Refractive Index in Atom Nuclei	2
Nuclear Wave Equation	2
Gravitational and Inertial Control.....	2
Part-2	2
In This Paper	2
Abstract	2
Introduction.....	3
Derivation of the Nuclear Wave Equation for Shells' Self-Oscillations	3
Nuclear wave equation from Shells' Self-Oscillations	6
The initial-boundary conditions	6
Initial conditions	6
Boundary conditions	7
Nuclear Radiation Frequencies from Shells' Self-Oscillations.....	7
Derivation of a Nuclear Interference Wave Equation by Applying an External Wave	10
We have a propagating electric field, but what is the direction of the field?	11
Nuclear Wave Interference Analysis	13
Nuclear Wave Interference Under Nuclear Absorption of Energy.....	14
Nuclear Wave Interference Under Nuclear Transmission of Energy.....	19
Conclusions.....	25
Index of Part-2	26
Bibliography.....	27

Bibliography

1. Shanshan Yao, Xiaoming Zhou and Gengkai Hu, "Experimental study on negative effective mass in a 1D mass-spring system" (2008), New Journal of Physics (2008). <https://iopscience.iop.org/journal/1367-2630>
2. J. P. Wesley, "Inertial Mass of a Charge in a Uniform Electrostatic Potential Field" (2001), Annales Foundation Louis de Broglie, Volume 26, nr. 4 (2001).
3. V. F. Mikhailov, "Influence of an electrostatic potential on the inertial electron mass" (2001), Annales Foundation Louis de Broglie, Volume 26, nr. 4 (2001).
4. M. Weikert and M. Tajmar, "Investigation of the Influence of a field-free electrostatic Potential on the Electron Mass with Barkhausen-Kurz Oscillation" (2019), Annales Foundation Louis de Broglie, Volume 44, (2019).
5. Timothy H. Boyer, "Electrostatic potential energy leading to a gravitational mass change for a system of two point charges" (1979), American Journal of Physics 47, 129 (1979), <https://aapt.scitation.org/doi/10.1119/1.11881>
6. A. K. T. Assis, "Changing the Inertial Mass of a Charged Particle" (1992), Journal of the Physical Society of Japan Vol. 62, No. 5, May, 1993, pp. 1418-142, <https://journals.jps.jp/doi/abs/10.1143/JPSJ.62.1418?journalCode=jpsj>
7. M. Tajmar, "Propellantless propulsion with negative matter generated by electric charges" (2013), Technische Universität Dresden (2013), https://tu-dresden.de/ing/maschinenwesen/ilr/rfs/ressourcen/dateien/forschung/folder-2007-08-21-5231434330/ag_raumfahrtantriebe/JPC---Propellantless-Propulsion-with-Negative-Matter-Generated-by-Electric-Charges.pdf?lang=en
8. M. Tajmar and A. K. T. Assis, "Particles with Negative Mass: Production, Properties and Applications for Nuclear Fusion and Self-Acceleration" (2015), [https://www.ifi.unicamp.br/~assis/I-Advanced-Phys-V4-p77-82\(2015\).pdf](https://www.ifi.unicamp.br/~assis/I-Advanced-Phys-V4-p77-82(2015).pdf)
9. M. A. Khomechi, Khalid Hossain, M. E. Mossman, Yongping Zhang, Th. Busch, Michael McNeil Forbes, and P. Engels, "Negative-Mass Hydrodynamics in a Spin-Orbit-Coupled Bose-Einstein Condensate" (2017), Phys. Rev. Lett. 118, 155301 (2017), <https://journals.aps.org/prl/abstract/10.1103/PhysRevLett.118.155301>
10. David L. Bergman, J. Paul Wesley, "Spinning Charged Ring Model of Electron Yielding Anomalous Magnetic Moment" (1990), http://www.commonsscience.net/pdf/articles/spinning_charged_ring_model_of_electron_yields_new.pdf
11. Joseph Lucas and Charles W. Lucas, Jr., "A Physical Model for Atoms and Nuclei", Galilean Electrodynamics, Volume 7, Number 1 (1996), Foundations of Science (2002-2003), [Part 1](#), [Part 2](#), [Part 3](#), [Part 4](#).
12. Charles W. Lucas, Jr., "Derivation of the Universal Force Law", Foundations of Science (2006-2007), [Part 1](#), [Part 2](#), [Part 3](#), [Part 4](#).
13. Arthur H. Compton, "The size and shape of the electron" (1918), Journal of the Washington Academy of Sciences, Vol. 8, No. 1, <https://www.jstor.org/stable/24521544>
14. David L. Bergman, "Modeling the Real Structure of an Electron" (2010), Foundations of Science, http://www.commonsscience.net/pdf/articles/modeling_the_real_structure_of_an_electron_fos_v13n1.pdf
15. David L. Bergman, "Shape & Size of Electron, Proton & Neutron" (2004), Foundations of Science, http://www.commonsscience.net/pdf/articles/nature_of_the_physical_world_p2_fos_v7n2.pdf
16. Zoran Jaksic, N. Dalarsson, Milan Maksimovic, "Negative Refractive Index Metamaterials: Principles and Applications" (2006), https://www.researchgate.net/publication/200162674_Negative_Refractive_Index_Metamaterials_Principles_and_Applications



Articles' License: you are free to do what you please with my articles, as long you keep my authorship. Besides, if you re-publish my articles in part or whole online, please consider putting a link pointing to the articles' page.