

# Terahertz Radiation for Atomic Behavior

*Researchers from the Department of Energy's SLAC National Accelerator Laboratory have made a promising new advance for the lab's high-speed "electron camera" that could allow them to "film" tiny, ultrafast motions of protons and electrons in chemical reactions that have never been seen before. [40]*

*A team of Northwestern University materials science researchers have developed a new method to view the dynamic motion of atoms in atomically thin 2-D materials. [39]*

*Researchers led by MIT Department of Physics Professor Pablo Jarillo-Herrero last year showed that rotating layers of hexagonally structured graphene at a particular "magic angle" could change the material's electronic properties from an insulating state to a superconducting state. [38]*

*Scientists at the University of Hong Kong and Hunan Normal University showed that, in homobilayer transition metal dichalcogenides, the real-space Berry phase from moiré patterns manifests as a periodic magnetic field. [37]*

*In a paper published today in Nature's NPJ Quantum Information, Omar Magaña-Loaiza, assistant professor in the Louisiana State University (LSU) Department of Physics & Astronomy, and his team of researchers describe a noteworthy step forward in the quantum manipulation and control of light, which has far-reaching quantum technology applications in imaging, simulation, metrology, computation, communication, and cryptography, among other areas. [36]*

*Scientists at Tokyo Institute of Technology have fabricated a multiplexer/demultiplexer module based on a property of light that was not being exploited in communications systems: the optical vortex. [35]*

*Optical chips are still some way behind electronic chips, but we're already seeing the results and this research could lead to a complete revolution in computer power. [34]*

*Electronics could work faster if they could read and write data at terahertz frequency, rather than at a few gigahertz. [33]*

*A team of researchers led by the Department of Energy's Oak Ridge National Laboratory has demonstrated a new method for splitting light beams into their frequency modes. [32]*

*Quantum communication, which ensures absolute data security, is one of the most advanced branches of the "second quantum revolution". [31]*

*Researchers at the University of Bristol's Quantum Engineering Technology Labs have demonstrated a new type of silicon chip that can help building and testing quantum computers and could find their way into your mobile phone to secure information. [30]*

*Theoretical physicists propose to use negative interference to control heat flow in quantum devices. [29]*

*Particle physicists are studying ways to harness the power of the quantum realm to further their research. [28]*

*A collaboration between the lab of Judy Cha, the Carol and Douglas Melamed Assistant Professor of Mechanical Engineering & Materials Science, and IBM's Watson Research Center could help make a potentially revolutionary technology more viable for manufacturing. [27]*

*A fundamental barrier to scaling quantum computing machines is "qubit interference." In new research published in Science Advances, engineers and physicists from [Rigetti Computing](#) describe a breakthrough that can expand the size of practical quantum processors by reducing interference. [26]*

*The search and manipulation of novel properties emerging from the quantum nature of matter could lead to next-generation electronics and quantum computers. [25]*

*A research team from the Department of Energy's Lawrence Berkeley National Laboratory (Berkeley Lab) has found the first evidence that a shaking motion in the structure of an atomically thin (2-D) material possesses a naturally occurring circular rotation. [24]*

*Topological effects, such as those found in crystals whose surfaces conduct electricity while their bulk does not, have been an exciting topic of physics research in recent years and were the subject of the 2016 Nobel Prize in physics. [23]*

*A new technique developed by MIT researchers reveals the inner details of photonic crystals, synthetic materials whose exotic optical properties are the subject of widespread research. [22]*

*In experiments at SLAC, intense laser light (red) shining through a magnesium oxide crystal excited the outermost "valence" electrons of oxygen atoms deep inside it. [21]*

*LCLS works like an extraordinary strobe light: Its ultrabright X-rays take snapshots of materials with atomic resolution and capture motions as fast as a few femtoseconds, or*

*millionths of a billionth of a second. For comparison, one femtosecond is to a second what seven minutes is to the age of the universe. [20]*

*A 'nonlinear' effect that seemingly turns materials transparent is seen for the first time in X-rays at SLAC's LCLS. [19]*

*Leiden physicists have manipulated light with large artificial atoms, so-called quantum dots. Before, this has only been accomplished with actual atoms. It is an important step toward light-based quantum technology. [18]*

*In a tiny quantum prison, electrons behave quite differently as compared to their counterparts in free space. They can only occupy discrete energy levels, much like the electrons in an atom - for this reason, such electron prisons are often called "artificial atoms". [17]*

*When two atoms are placed in a small chamber enclosed by mirrors, they can simultaneously absorb a single photon. [16]*

*Optical quantum technologies are based on the interactions of atoms and photons at the single-particle level, and so require sources of single photons that are highly indistinguishable – that is, as identical as possible. Current single-photon sources using semiconductor quantum dots inserted into photonic structures produce photons that are ultrabright but have limited indistinguishability due to charge noise, which results in a fluctuating electric field. [14]*

*A method to produce significant amounts of semiconducting nanoparticles for light-emitting displays, sensors, solar panels and biomedical applications has gained momentum with a demonstration by researchers at the Department of Energy's Oak Ridge National Laboratory. [13]*

*A source of single photons that meets three important criteria for use in quantum-information systems has been unveiled in China by an international team of physicists. Based on a quantum dot, the device is an efficient source of photons that emerge as solo particles that are indistinguishable from each other. The researchers are now trying to use the source to create a quantum computer based on "boson sampling". [11]*

*With the help of a semiconductor quantum dot, physicists at the University of Basel have developed a new type of light source that emits single photons. For the first time, the researchers have managed to create a stream of identical photons. [10]*

*Optical photons would be ideal carriers to transfer quantum information over large distances. Researchers envisage a network where information is processed in certain nodes and transferred between them via photons. [9]*

*While physicists are continually looking for ways to unify the theory of relativity, which describes large-scale phenomena, with quantum theory, which describes small-scale*

*phenomena, computer scientists are searching for technologies to build the quantum computer using Quantum Information.*

*In August 2013, the achievement of "fully deterministic" quantum teleportation, using a hybrid technique, was reported. On 29 May 2014, scientists announced a reliable way of transferring data by quantum teleportation. Quantum teleportation of data had been done before but with highly unreliable methods.*

*The accelerating electrons explain not only the Maxwell Equations and the Special Relativity, but the Heisenberg Uncertainty Relation, the Wave-Particle Duality and the electron's spin also, building the Bridge between the Classical and Quantum Theories.*

*The Planck Distribution Law of the electromagnetic oscillators explains the electron/proton mass rate and the Weak and Strong Interactions by the diffraction patterns. The Weak Interaction changes the diffraction patterns by moving the electric charge from one side to the other side of the diffraction pattern, which violates the CP and Time reversal symmetry.*

*The diffraction patterns and the locality of the self-maintaining electromagnetic potential explains also the Quantum Entanglement, giving it as a natural part of the Relativistic Quantum Theory and making possible to build the Quantum Computer with the help of Quantum Information.*

## **Contents**

Preface .....	7
Terahertz radiation technique opens a new door for studying atomic behavior.....	7
A Speedy Camera .....	8
Why terahertz? .....	9
Down to the femtosecond.....	9
'Atomic dance' reveals new insights into performance of 2-D materials .....	11
Why magnetism in certain materials is different in atomically thin layers and their bulk forms .....	12
Realizing a giant magnetic field by moiré pattern engineering.....	15
Creating different kinds of light with manipulable quantum properties.....	16
Unlocking the untapped potential of light in optical communications .....	18
Optical computers light up the horizon.....	19
Moore's Law is dying .....	19
Computer processor chips have plateaued.....	20
Fear not: lasers to the rescue.....	20

Optical chips are already a reality .....	21
The future: optical computers on sale in five years?.....	21
Thin films of perovskite oxides hold promise for writing data at terahertz frequency.....	22
Researchers demonstrate promising method for improving quantum information processing .....	23
Forging a quantum leap in quantum communication.....	24
New silicon chip for helping build quantum computers and securing our information .....	25
Interference as a new method for cooling quantum devices .....	26
Learning to speak quantum.....	27
Quantum computers .....	27
Quantum sensors .....	28
Researchers developing phase-change memory devices for more powerful computing.....	29
New controls scale quantum chips .....	30
Controlling quantum interactions in a single material .....	31
Scientists discover chiral phonons in a 2-D semiconductor crystal.....	32
New exotic phenomena seen in photonic crystals.....	34
Photonic crystals reveal their internal characteristics with new method.....	36
New tabletop technique probes outermost electrons of atoms deep inside solids .....	38
A New Way to Look at Atoms in Solids .....	38
Steering Electrons to Generate Light .....	38
X-ray laser glimpses how electrons dance with atomic nuclei in materials.....	39
Turning Heat into Electricity and Vice Versa.....	40
Controlling Materials by Stimulating Charged Waves.....	41
A Bright Future for Studies of the Electron-Phonon Dance .....	41
A 'nonlinear' effect that seemingly turns materials transparent is seen for the first time in X-rays at SLAC's LCLS .....	42
A Milestone in Understanding How Light Interacts with Matter .....	42
A Most Puzzling Result.....	43
Researchers use quantum dots to manipulate light.....	43
Quantum dots .....	44
Quantum cryptography .....	44
'Artificial atom' created in graphene .....	44
Building Artificial Atoms .....	44
Cutting edge is not enough.....	44
Two atoms in an optical cavity can absorb one photon.....	45

One for two? .....	45
Quantum switch .....	46
Quantum processor for single photons .....	46
The path to perfection: Quantum dots in electrically-controlled cavities yield bright, nearly identical photons .....	48
Team demonstrates large-scale technique to produce quantum dots .....	52
Superfast light source made from artificial atom.....	53
Quantum speed up .....	54
Increasing the light-matter interaction .....	54
Single-photon source is efficient and indistinguishable .....	55
Exciting dots .....	55
Quantum sandwich.....	55
Semiconductor quantum dots as ideal single-photon source.....	56
Noise in the semiconductor .....	56
How to Win at Bridge Using Quantum Physics.....	57
Quantum Information.....	57
Heralded Qubit Transfer.....	58
Quantum Teleportation .....	58
Quantum Computing .....	59
Quantum Entanglement .....	59
The Bridge.....	59
Accelerating charges .....	59
Relativistic effect.....	60
Heisenberg Uncertainty Relation .....	60
Wave – Particle Duality .....	60
Atomic model.....	60
The Relativistic Bridge .....	60
The weak interaction .....	61
The General Weak Interaction.....	62
Fermions and Bosons .....	63
Van Der Waals force .....	63
Electromagnetic inertia and mass.....	63
Electromagnetic Induction .....	63
Relativistic change of mass .....	63
The frequency dependence of mass.....	63

Electron – Proton mass rate .....	63
Gravity from the point of view of quantum physics .....	64
The Gravitational force .....	64
The Higgs boson .....	64
Higgs mechanism and Quantum Gravity .....	65
What is the Spin?.....	65
The Graviton .....	66
Conclusions .....	66
References .....	67

Author: George Rajna

## Preface

While physicists are continually looking for ways to unify the theory of relativity, which describes large-scale phenomena, with quantum theory, which describes small-scale phenomena, computer scientists are searching for technologies to build the quantum computer.

Australian engineers detect in real-time the quantum spin properties of a pair of atoms inside a silicon chip, and disclose new method to perform quantum logic operations between two atoms. [5]

Quantum entanglement is a physical phenomenon that occurs when pairs or groups of particles are generated or interact in ways such that the quantum state of each particle cannot be described independently – instead, a quantum state may be given for the system as a whole. [4]

I think that we have a simple bridge between the classical and quantum mechanics by understanding the Heisenberg Uncertainty Relations. It makes clear that the particles are not point like but have a  $dx$  and  $dp$  uncertainty.

## Terahertz radiation technique opens a new door for studying atomic behavior

Researchers from the Department of Energy's SLAC National Accelerator Laboratory have made a promising new advance for the lab's high-speed "electron camera" that could allow them to "film" tiny, ultrafast motions of protons and electrons in chemical reactions that have never been seen before. Such "movies" could eventually help scientists design more efficient chemical processes, invent next-generation materials with new properties, develop drugs to fight disease and more.

The new technique takes advantage of a form of light called [terahertz radiation](#), instead of the usual radio-frequency radiation, to manipulate the beams of electrons the instrument uses.



This lets researchers control how fast the camera takes snapshots and, at the same time, reduces a pesky effect called timing jitter, which prevents researchers from accurately recording the timeline of how atoms or molecules change.

The method could also lead to smaller particle accelerators: Because the wavelengths of terahertz radiation are about a hundred times smaller than those of [radio waves](#), instruments using terahertz radiation could be more compact.

The researchers published the findings in *Physical Review Letters* on February 4.

### A Speedy Camera

SLAC's "electron camera," or ultrafast electron diffraction (MeV-UED) instrument, uses high-energy beams of electrons traveling near the speed of light to take a series of snapshots—essentially a movie—of action between and within molecules. This has been used, for example, to shoot a movie of how a ring-shaped molecule breaks when exposed to light and to study atom-level processes in melting tungsten that could inform nuclear reactor designs.

The technique works by shooting bunches of electrons at a target object and recording how electrons scatter when they interact with the target's atoms. The electron bunches define the shutter speed of the electron camera. The shorter the bunches, the faster the motions they can capture in a crisp image.

"It's as if the target is frozen in time for a moment," says SLAC's Emma Snively, who spearheaded the new study.



SLAC's Emma Snively and Mohamed Othman at the lab's high-speed "electron camera," an instrument for ultrafast electron diffraction (MeV-UED). Credit: Jacqueline Orrell/SLAC National Accelerator Laboratory



For that reason, scientists want to make all the electrons in a bunch hit a target as close to simultaneously as possible. They do this by giving the electrons at the back a little boost in energy, to help them catch up to the ones in the lead.

So far, researchers have used radio waves to deliver this energy. But the new technique developed by the SLAC team at the MeV-UED facility uses light at terahertz frequencies instead.

### **Why terahertz?**


A key advantage of using terahertz radiation lies in how the experiment shortens the electron bunches. In the MeV-UED facility, scientists shoot a laser at a copper electrode to knock off electrons and create beams of electron bunches. And until recently, they typically used radio waves to make these bunches shorter.

However, the radio waves also boost each electron bunch to a slightly different energy, so individual bunches vary in how quickly they reach their target. This timing variance is called jitter, and it reduces researchers' abilities to study fast processes and accurately timestamp how a target changes with time.

The terahertz method gets around this by splitting the laser beam into two. One beam hits the copper electrode and creates electron bunches as before, and the other generates the terahertz radiation pulses for shortening the electron bunches. Since they were produced by the same laser beam, electron bunches and terahertz pulses are now synchronized with each other, reducing the timing jitter between bunches.

### **Down to the femtosecond**

A key innovation for this work, the researchers say, was creating a particle accelerator cavity, called the compressor. This carefully machined hunk of metal is small enough to sit in the palm of a hand. Inside the device, terahertz pulses shorten electron bunches and give them a targeted and effective push.



From left: SLAC's Emma Snively, Michael Kozina and Mohamed Othman at the lab's MeV-UED instrument. Credit: Jacqueline Orrell/SLAC National Accelerator Laboratory

As a result, the team could compress electron bunches so they last just a few tens of femtoseconds, or quadrillionths of a second. That's not as much compression as conventional radio-frequency methods can achieve now, but the researchers say the ability to simultaneously lower jitter makes the terahertz method promising. The smaller compressors made possible by the terahertz method would also mean lower cost compared to radio-frequency technology.

"Typical radio-frequency compression schemes produce shorter bunches but very high jitter," says Mohamed Othman, another SLAC researcher on the team. "If you produce a compressed bunch and also reduce the jitter, then you'll be able to catch very fast processes that we've never been able to observe before."

Eventually, the team says, the goal is to compress [electron bunches](#) down to about a femtosecond. Scientists could then observe the incredibly fast timescales of atomic behavior in fundamental chemical reactions like hydrogen bonds breaking and individual protons transferring between atoms, for example, that aren't fully understood.

"At the same time that we are investigating the physics of how these electron beams interact with these intense [terahertz](#) waves, we're also really building a tool that other scientists can use immediately to explore materials and molecules in a way that wasn't possible before," says SLAC's Emilio Nanni, who led the project with Renkai Li, another SLAC researcher. "I think that's one of the most rewarding aspects of this research." [40]

## 'Atomic dance' reveals new insights into performance of 2-D materials

A team of Northwestern University materials science researchers have developed a new method to view the dynamic motion of atoms in atomically thin 2-D materials. The imaging technique, which reveals the underlying cause behind the performance failure of a widely used 2-D material, could help researchers develop more stable and reliable materials for future wearables and flexible electronic devices.

These 2-D materials—such as graphene and borophene—are a class of single-layer, crystalline materials with widespread potential as semiconductors in advanced ultra-thin, flexible electronics. Yet due to their thin nature, the materials are highly sensitive to external environments, and have struggled to demonstrate long-term stability and reliability when utilized in electronic devices.

"Atomically thin 2-D materials offer the potential to dramatically scale down electronic devices, making them an attractive option to power future wearable and flexible electronics," said Vinayak David, Abraham Harris Professor of Materials Science and Engineering at the McCormick School of Engineering.

The study, titled "Direct Visualization of Electric Field induced Structural Dynamics in Monolayer Transition Metal Dichalcogenides," was published on February 11 in the journal *ACS Nano*. David is the corresponding author on the paper. Chris Wolverton, the Jerome B. Cohen Professor of Materials Science and Engineering, also contributed to the research.

"Unfortunately, electronic devices now operate as a kind of 'black box.' Although device metrics can be measured, the motion of single atoms within the materials responsible for these properties is unknown, which greatly limits efforts to improve performance," added David, who serves as director of the Northwestern University Atomic and Nanoscale Characterization (NUANCE) Center. The research allows a way to move past that limitation with a new understanding of the structural dynamics at play within 2-D materials receiving electrical voltage.

Building upon a previous study in which the researchers used a nanoscale [imaging technique](#) to observe failure in 2-D materials caused by heat, the team used a high-resolution, atomic-scale imaging method called electron microscopy to observe the movement of atoms in molybdenum disulfide (MoS<sub>2</sub>), a well-studied material originally used as a dry lubricant in greases and friction materials that has recently gained interest for its electronic and optical properties.

When the researchers applied an [electric current](#) to the material, they observed its highly mobile sulfur atoms move continuously to vacant areas in the crystalline material, a phenomenon they dubbed, "atomic dance."

That movement, in turn, caused the MoS<sub>2</sub>'s grain boundaries—a natural defect created in the space where two crystallites within the material meet— to separate, forming [narrow channels](#) for the current to travel through.

"As these [grain boundaries](#) separate, you are left with only a couple narrow channels, causing the density of the electrical current through these channels to increase," said Akshay

Murthy, a Ph.D. student in Dravid's group and the lead author on the study. "This leads to higher power densities and higher temperatures in those regions, which ultimately leads to failure in the material."

"It's powerful to be able to see exactly what's happening on this scale," Murthy continued. "Using traditional techniques, we could apply an electric field to a sample and see changes in the material, but we couldn't see what was causing those changes. If you don't know the cause, it's difficult to eliminate failure mechanisms or prevent the behavior going forward."

With this new way to study 2-D materials at the atomic level, the team believes researchers could use this imaging approach to synthesize materials that are less susceptible to failure in [electronic devices](#). In memory devices, for example, researchers could observe how regions where information is stored evolve as electric current is applied and adapt how those materials are designed for better performance.

The technique could also help improve a host of other technologies, from transistors in bioelectronics to light emitting diodes (LEDs) in consumer electronics to photovoltaic cells that comprise solar panels.

"We believe the methodology we have developed to monitor how 2-D materials behave under these conditions will help researchers overcome ongoing challenges related to device stability," Murthy said. "This advance brings us one step closer to moving these technologies from the lab to the marketplace." [39]

## Why magnetism in certain materials is different in atomically thin layers and their bulk forms

Researchers led by MIT Department of Physics Professor Pablo Jarillo-Herrero last year showed that rotating layers of hexagonally structured graphene at a particular "magic angle" could change the material's electronic properties from an insulating state to a superconducting state. Now researchers in the same group and their collaborators have demonstrated that in a different ultra-thin material that also features a honeycomb-shaped atomic structure—chromium trichloride ( $\text{CrCl}_3$ )—they can alter the material's magnetic properties by shifting the stacking order of layers.

The researchers peeled away two-dimensional (2-D) layers of [chromium](#) trichloride using tape in the same way researchers peel away graphene from graphite. Then they studied the 2-D chromium trichloride's magnetic properties using electron tunneling. They found that the magnetism is different in 2-D and 3-D crystals due to different stacking arrangements between atoms in adjacent layers.

At high temperatures, each chromium atom in chromium trichloride has a magnetic moment that fluctuates like a tiny compass needle. Experiments show that as the temperature drops below 14 kelvins (-434.47 degrees Fahrenheit), deep in the cryogenic temperature range, these magnetic moments freeze into an ordered pattern, pointing in opposite directions in alternating layers (antiferromagnetism). The magnetic direction of all the layers of chromium trichloride can be


aligned by applying a magnetic field. But the researchers found that in its 2-D form, this alignment needs a magnetic force 10 times stronger than in the 3-D crystal. The results were recently published online in *Nature Physics*.

"What we're seeing is that it's 10 times harder to align the layers in the thin limit compared to the bulk, which we measure using electron tunneling in a magnetic field," says MIT physics graduate student Dahlia R. Klein, a National Science Foundation graduate research fellow and one of the paper's lead authors. Physicists call the energy required to align the magnetic direction of opposing layers the interlayer exchange interaction. "Another way to think of it is that the interlayer exchange interaction is how much the adjacent layers want to be anti-aligned," fellow lead author and MIT postdoc David MacNeill suggests.

The researchers attribute this change in energy to the slightly different physical arrangement of the atoms in 2-D chromium chloride. "The chromium atoms form a honeycomb structure in each layer, so it's basically stacking the honeycombs in different ways," Klein says. "The big thing is we're proving that the magnetic and stacking orders are very strongly linked in these materials."

"Our work highlights how the magnetic properties of 2-D magnets can differ very substantially from their 3-D counterparts," says senior author Pablo Jarillo-Herrero, the Cecil and Ida Green Professor of Physics. "This means that we have now a new generation of highly tunable magnetic materials, with important implications for both new fundamental physics experiments and potential applications in spintronics and quantum information technologies."

Layers are very weakly coupled in these materials, known as van der Waals magnets, which is what makes it easy to remove a layer from the 3-D crystal with adhesive tape. "Just like with graphene, the bonds within the layers are very strong, but there are only very weak interactions between adjacent layers, so you can isolate few-layer samples using tape," Klein says.



Bulk single crystal

of chromium trichloride, a layered two-dimensional van der Waals antiferromagnet. Credit: David MacNeill

MacNeill and Klein grew the chromium chloride samples, built and tested nanoelectronic devices, and analyzed their results. The researchers also found that as chromium trichloride is cooled from room temperature to cryogenic temperatures, 3-D crystals of the material undergo a structural transition that the 2-D crystals do not. This structural difference accounts for the higher energy required to align the magnetism in the 2-D crystals.

The researchers measured the stacking order of 2-D layers through the use of Raman spectroscopy and developed a mathematical model to explain the energy involved in changing the magnetic direction. Co-author and Harvard University postdoc Daniel T. Larson says he analyzed a plot of Raman data that showed variations in peak location with the rotation of the chromium trichloride sample, determining that the variation was caused by the stacking pattern of the layers.

"Capitalizing on this connection, Dahlia and David have been able to use Raman spectroscopy to learn details about the crystal structure of their devices that would be very difficult to measure otherwise," Larson explains. "I think this technique will be a very useful addition to the toolbox for studying ultra-thin structures and devices." Department of Materials Science and Engineering graduate student Qian Song carried out the Raman spectroscopy experiments in the lab of MIT assistant professor of physics Riccardo Comin. Both also are co-authors of the paper.

"This research really highlights the importance of stacking order on understanding how these van der Waals magnets behave in the thin limit," Klein says.



MacNeill adds, "The question of why the 2-D crystals have different magnetic properties had been puzzling us for a long time. We were very excited to finally understand why this is happening, and it's because of the structural transition."

This work builds on two years of prior research into 2-D magnets in which Jarillo-Herrero's group collaborated with researchers at the University of Washington, led by Professor Xiaodong Xu, who holds joint appointments in the departments of Materials Science and Engineering, Physics, and Electrical and Computer Engineering, and others. Their work, which was published in a *Nature* letter in June 2017, showed for the first time that a different material with a similar crystal structure—chromium triiodide ( $\text{CrI}_3$ )—also behaved differently in the 2-D form than in the bulk, with few-layer samples showing antiferromagnetism unlike the ferromagnetic 3-D crystals.

Jarillo-Herrero's group went on to show in a May 2018 *Science* paper that chromium triiodide exhibited a sharp change in electrical resistance in response to an applied magnetic field at low temperature. This work demonstrated that electron tunneling is a useful probe for studying magnetism of 2-D crystals. Klein and MacNeill were also the first authors of this paper.

University of Washington Professor Xiaodong Xu says of the latest findings, "The work presents a very clever approach, namely the combined tunneling measurements with polarization resolved Raman spectroscopy. The former is sensitive to the interlayer antiferromagnetism, while the latter is a sensitive probe of crystal symmetry. This approach gives a new method to allow others in the community to uncover the magnetic properties of layered magnets."

"This work is in concert with several other recently published works," Xu says. "Together, these works uncover the unique opportunity provided by layered van der Waals magnets, namely engineering magnetic order via controlling stacking order. It is useful for arbitrary creation of new magnetic states, as well as for potential application in reconfigurable magnetic devices." [38]

## Realizing a giant magnetic field by moiré pattern engineering

Scientists at the University of Hong Kong and Hunan Normal University showed that, in homobilayer transition metal dichalcogenides, the real-space Berry phase from moiré patterns manifests as a periodic magnetic field. The field magnitude can reach hundreds of Tesla for a typical moiré period of 10 nanometers. For low energy carriers, this Berry phase induced magnetic field realizes a topological flux lattice for the quantum spin Hall effect.

In van der Waals layered structures, when two adjacent layers have small lattice mismatch and nearly aligned crystalline directions, the interlayer atomic registry will vary periodically on a length scale much larger than the monolayer lattice constant, known as the moiré superlattice. Engineering of the moiré pattern has become a powerful approach for tailoring electronic, optical and topological properties.

The nature of the moiré pattern as a spatial texture of atomic configurations suggests that the real-space Berry phase effect can be an indispensable part of moiré superlattice physics. In condensed matter materials, the internal quantum structure (spin or pseudospin) of a quasiparticle can have a

dependence on its position and momentum, which can give rise to the real-space and momentum-space Berry phase effects. Some well-known manifestations of the momentum-space Berry phase are the anomalous Hall and spin Hall effects in homogeneous crystals. Meanwhile, spatial inhomogeneity can give rise to the real-space Berry phase which is the total flux of the Berry curvature through a surface enclosed by a loop. The real-space Berry curvature acts as a magnetic field, which can also lead to Hall current. Such topological Hall effects have attracted remarkable interest, and have been observed in magnetization skyrmion and domain structures.

Recently, in a [research article](#) published in *National Science Review*, scientists at the University of Hong Kong, Hong Kong, China, and at the Hunan Normal University in Hunan, China present the possibility of realizing giant magnetic field by moiré pattern engineering. Co-authors Hongyi Yu, Mingxing Chen and Wang Yao showed that, in homobilayer transition metal dichalcogenides, the real-space Berry phase from moiré patterns manifests as a periodic magnetic field, with the magnetic flux per moiré supercell being a quantized value. In a moiré pattern introduced by a uniaxial strain, the magnetic flux has a different sign from that introduced by a twisting or biaxial strain, although they can have the same potential landscape. The field magnitude scales inversely with the square of the moiré period, and can reach hundreds of Tesla for a typical moiré period of 10 nanometers. Remarkably, the real-space profile of the moiré [magnetic field](#) can be continuously tuned by an interlayer electric bias. Under a modest electric bias, a topological transition occurs where the magnetic flux per supercell has a quantized jump (from  $\pm 2\pi$  to 0). [37]

## Creating different kinds of light with manipulable quantum properties

In a paper published today in Nature's *NPJ Quantum Information*, Omar Magaña-Loaiza, assistant professor in the Louisiana State University (LSU) Department of Physics & Astronomy, and his team of researchers describe a noteworthy step forward in the quantum manipulation and control of light, which has far-reaching quantum technology applications in imaging, simulation, metrology, computation, communication, and cryptography, among other areas. The paper, titled "Multiphoton quantum-state engineering using conditional measurements," includes co-authors from the National Institute of Standards and Technology in Boulder, Colo., institutes and universities in Mexico and Germany, as well as Chenglong You, an LSU postdoctoral researcher and member of Dr. Magaña-Loaiza's experimental quantum photonics group.

At the quantum level, light remains difficult to control for engineering purposes.

"If we're able to control photon fluctuations and associated noise," Magaña-Loaiza said. "Then, we can make more [precise measurements](#). This technology is new and will change our field."

Physicists all over the world are racing to develop techniques to preserve light's quantum properties at large enough scales for practical purposes. While physicists can so far control the quantum properties of single photons and pairs of photons, leading to powerful applications through entanglement and "heralding" (wherein knowledge of one photon gives relatively certain

knowledge about another, not-yet-detected [photon](#)), Magaña-Loaiza's team successfully demonstrated a method to generate groups of photons with these same powerful properties—known as multiphoton states.

By subtracting out some photons, Magaña-Loaiza said, "We can reshape the form of the wavepacket and artificially increase the number of photons in it."

Moreover, whereas previous scientists produced multiphoton states using multiple sources, Magaña-Loaiza's team managed to build a single source to produce multiphoton packets that share similarities with entangled lasers: a major technological achievement.



Source of entangled photons. A lens is used to focus the pump beam onto the non-linear crystal, the generated entangled photons are collected by a second lens and then sent to a polarizing beam splitter. This is utilized to direct entangled photons to different ports of the source. Photons with different polarizations emerge through different output ports. The red laser in the polarizing beam splitter is utilized for alignment purposes. Credit: Elsa Hahne, LSU

But perhaps most impressively, the publication reveals that Magaña-Loaiza's team can generate multiple kinds of light with manipulable quantum states in one single setup.

"I really think we're doing something new, and I think people are starting to recognize this," he said.

In addition to generating single photons, they can also produce entangled laser light and entangled natural light (i.e., sunlight) with desired properties.

"If you're able to manipulate light at this fundamental level you can engineer [light](#)," he said.

Magaña-Loaiza obtained his Ph.D. in experimental quantum optics at the University of Rochester in 2016 before becoming a research associate at the National Institute of Standards and Technology in

Boulder, Colo. He then joined the faculty at LSU in August 2018, where he leads the experimental quantum photonics group. Making exciting advances in quantum metrology, the group is using sources of entangled photons to develop multiple quantum technologies. A paper Magaña-Loaiza recently co-authored with Dr. You while the latter was still a doctoral student, "Multiphoton quantum metrology without pre- and post-selected measurements," including contributions from LSU physicist Jonathan Dowling and several collaborators, was selected as a winner of the Emil Wolf Outstanding Student Paper Competition this week.

The paper, "Multiphoton quantum-state engineering using conditional measurements," is available online in Nature's *npj Quantum Information*. [36]

## Unlocking the untapped potential of light in optical communications

Scientists at Tokyo Institute of Technology have fabricated a multiplexer/demultiplexer module based on a property of light that was not being exploited in communications systems: the optical vortex. Such devices will be crucial for improving optical networks, which are the backbone of today's Internet, so that they can meet the traffic demands of tomorrow.

In our [communication](#)-centered era, Internet traffic has been increasing rapidly. The massive amounts of data that travel through the Internet are enabled by huge backbone networks, usually involving millions of connections deployed using optical communication technology. Foreseeing that this increase in data flow will not stop anytime soon, researchers worldwide are searching for ways to further develop and improve optical communications.

One ubiquitous technique in modern electronic communications is [multiplexing](#), which is a way to maximize the use of the available bandwidth. Multiplexing consists in packing multiple signals into a single signal that can be sent through a shared medium, such as an [optical fiber](#). The received complex signal is then demultiplexed at the receiver and each simple signal is routed to its intended destination. Multiple multiplexing approaches are used nowadays to achieve speeds of over 100 gbits/s through [optical networks](#).

However, we need to find a way to cram more data into optical signals without requiring more energy and at a low cost; that is, new multiplexing technologies are needed. Recent promising methods involve taking advantage of properties of light not conventionally used for communication to encode independent signals. For example, the polarization of light has already been employed and practical applications have been proposed.

On the other hand, there is another characteristic of light, called the "optical vortex", that can be exploited. This was the focus of a research carried out at Tokyo Institute of Technology, led by Assistant Professor Tomohiro Amemiya. "The optical vortex carries the orbital angular momentum of light and can be used to multiplex signals by assigning each signal to a light wave of different momentum," explains Amemiya. The application of the optical vortex for signal multiplexing represents untapped territory with great potential.

Of course, to even think of encoding signals into light waves with different optical vortices and transmit them, it is first necessary to design and implement the necessary circuitry for both the multiplexing and demultiplexing operations. The research team therefore designed and fabricated an orbital angular momentum multiplexing/demultiplexing module.

Their device was fabricated so as to take five independent signals as input. Using a combination of two tiny circuit structures, called a star coupler and an optical-vortex generator, each of the five signals is "encoded" with a unique optical angular momentum. The [output signal](#) consists of a combination of the five signals, and the receiver circuit only has to carry out the multiplexing operation in reverse (demultiplexing) to end up again with the five independent signals.

The fabricated module is shown in Figure 1. The curved tips of the waveguides of the optical-vortex generator were made of silicon and measured a few micrometers. The fabrication process for the optical-vortex generator had been reported in previous research, and the work now done by the team demonstrates one concrete application of this technology.

Devices and multiplexing techniques such as the ones demonstrated by the team will be crucial in the very near future. "It is certain that the demand for high capacity systems with low cost and less energy losses will further increase in the future," states Amemiya. Fortunately, more ways to improve current [communications systems](#) by exploiting the untapped properties of [light](#) will surely become available to bring us one step forward in our communication era. [35]

## Optical computers light up the horizon

Since their invention, computers have become faster and faster, as a result of our ability to increase the number of transistors on a processor chip.

Today, your smartphone is millions of times faster than the computers NASA used to put the first man on the moon in 1969. It even outperforms the most famous supercomputers from the 1990s. However, we are approaching the limits of this electronic technology, and now we see an interesting development: light and lasers are taking over electronics in computers.

Processors can now contain tiny lasers and light detectors, so they can send and receive data through small optical fibres, at speeds far exceeding the [copper lines](#) we use now. A few companies are even developing optical processors: chips that use laser light and optical switches, instead of currents and electronic transistors, to do calculations.

So, let us first take a closer look at why our current technology is running out of steam. And then, of course, answer the main question: when can you buy that optical computer?

## Moore's Law is dying

Computers work with ones and zeros for all their calculations and transistors are the little switches that make that happen. Current processor chips, or integrated circuits, consist of billions of transistors. In 1965, Gordon Moore, founder of Intel, predicted that the number of transistors per chip would double every two years. This became known as Moore's Law, and after more than half a century, it is still alive. Well, it appears to be alive...

In fact, we are fast reaching the end of this scaling. Transistors are now approaching the size of an electron, which means that quantum mechanical effects are becoming a bottleneck. The electrons, which make up the current, can randomly disappear from such tiny electrical components, messing up the calculations.

Moreover, the newest technology, where transistors have a size of only five nanometers, is now so complex that it might become too expensive to improve. A [semiconductor fabrication plant](#) for this five-nanometer chip technology, to be operational in 2020, has already cost a steep 17 billion US dollars to build.

### **Computer processor chips have plateaued**

Looking more closely, however, the performance growth in transistors has been declining. Remember the past, when every few years faster computers hit the market? From 10 MHz clock speed in the 80s, to 100 MHz in the 90s and 1 GHz in 2000? That has stopped, and computers have been stuck at about 4 GHz for over 10 years.

Of course with smart chip design, for example using parallel processing in multi-core processors, we can still increase the performance, so your computer still works faster, but this increased speed is not due to the transistors themselves.

And these gains come at a cost. All those cores on the processor need to communicate with each other, to share tasks, which consumes a lot of energy. So much so that the communication on and between chips is now responsible for more than half of the total power consumption of the computer.

Since computers are everywhere, in our smartphone and laptop, but also in datacenters and the internet, this energy consumption is actually a substantial amount of our carbon footprint.

For example, there are bold estimations that intense use of a smartphone connected to the Internet consumes the same amount of energy as a fridge. Surprising, right? Do not worry about your personal electricity bill, though, as this is the energy consumed by the datacenters and networks. And the number and use of smartphones and other wearable tech keeps growing.

### **Fear not: lasers to the rescue**

So, how can we reduce the energy consumption of our computers and make them more sustainable? The answer becomes clear when we look at the Internet.

In the past, we used electrical signals, going through copper wires, to communicate. The optical fibre, guiding laser light, has revolutionised communications, and has made the Internet what it is today: Fast and extending across the entire world. You might even have fibre all the way to your home.

We are using the same idea for the next generation computers and servers. No longer will the chips be plugged in on motherboards with copper lines, but instead we will use optical waveguides. These can guide light, just like optical fibres, and are embedded into the motherboard. Small lasers and photodiodes are then used to generate and receive the data signal. In fact, companies like Microsoft are already considering this approach for their cloud servers.



## Optical chips are already a reality

Now I know what you're thinking around about now:

"But wait a second, how will these chips communicate with each other using light? Aren't they built to generate an electrical current?"

Yes, they are. Or, at least, they were. But interestingly, [silicon chips](#) can be adapted to include transmitters and receivers for light, alongside the transistors.

[Researchers](#) from the Massachusetts Institute of Technology in the US have already achieved this, and have now started a company (Ayar Labs) to commercialise the technology.

Here at Aarhus University in Denmark we are thinking even further ahead: If chips can communicate with each other optically, using laser light, would it not also make sense that the communication on a chip—between cores and [transistors](#)—would benefit from optics?

We are doing exactly that. In collaboration with partners across Europe, we are figuring out whether we can make more energy-efficient memory by writing the bits and bytes using [laser light](#), integrated on a chip. This is very exploratory research, but if we succeed, it could change future [chip](#) technology as early as 2030.

## The future: optical computers on sale in five years?

So far so good, but there is a caveat: Even though optics are superior to electronics for communication, they are not very suitable for actually carrying out calculations. At least, when we think binary—in ones and zeros.

Here the human brain may hold a solution. We do not think in a binary way. Our brain is not digital, but analogue, and it makes calculations all the time.

Computer engineers are now realising the potential of such analogues, or brain-like, computing, and have created a new field of neuromorphic computing, where they try to mimic how the human brain works using [electronic chips](#).

And it turns out that optics are an excellent choice for this new brain-like way of computing.

The same kind of technology used by MIT and our team, at Aarhus University, to create optical communications between and on silicon chips, can also be used to make such neuromorphic optical chips.

In fact, it has already been shown that such chips can do some [basic speech recognition](#). And two start-ups in the US, Lightelligence and Lightmatter, have now taken up the challenge to realise such [optical chips](#) for artificial intelligence.

Optical chips are still some way [behind electronic chips](#), but we're already seeing the results and this research could lead to a complete revolution in computer power. Maybe in five years from now we will see the first optical co-processors in supercomputers. These will be used for very specific tasks, such as the discovery of new pharmaceutical drugs.

But who knows what will follow after that? In ten years these chips might be used to detect and recognise objects in self-driving cars and autonomous drones. And when you are talking to Apple's Siri or Amazon's Echo, by then you might actually be speaking to an optical [computer](#).

While the 20th century was the age of the electron, the 21st century is the age of the photon – of light. And the future shines bright. [34]

## **Thin films of perovskite oxides hold promise for writing data at terahertz frequency**

Electronics could work faster if they could read and write data at terahertz frequency, rather than at a few gigahertz. Creating such devices would be eased with materials that can undergo a huge change in how easily they conducted electricity in response to a magnetic field at room temperature. Scientists believe thin films of perovskite oxides hold promise for such uses. However, such behavior has never been seen at these frequencies in these films. Until now. Via terahertz pulses, scientists at Center for Integrated Nanotechnologies and the United Kingdom discovered colossal changes in electricity's flow at the desired frequencies and temperature.

In the designer composites, electrical conductivity can be controlled by both an applied magnetic field and temperature. The team's work highlights a new approach to control conductivity in these thin films. Such materials might revolutionize the design of [memory devices](#).

Can we build novel memory devices to do data reading and writing at terahertz frequencies so that our personal devices can operate at a much higher speed? A team of researchers from the Center for Integrated Nanotechnologies and universities in the United Kingdom found a colossal magnetoresistance at terahertz frequencies at [room temperature](#) in high-quality functional nanocomposites. The terahertz conductivity of nanocomposites can be controlled by both an applied [magnetic field](#) and temperature. For example, in the presence of an external field (for example, 2 terahertz), the terahertz conductivity changes over two orders of magnitude.

These findings demonstrated a new approach of utilizing optic pulses at terahertz frequencies to probe magnetoresistance, which can revolutionize the design of future memory devices. Different from conventional colossal magnetoresistance observed at high magnetic fields and low temperatures, this newly developed colossal magnetoresistance at terahertz frequencies can be seen at room temperature and intermediate magnetic fields. The team studied the underlying physical mechanisms with terahertz time-domain magnetospectroscopy. Researchers can use the results to guide the future development of novel functional thin films with better performance. The experiments show that [colossal magnetoresistance](#) at terahertz frequencies may be used in extremely small electronics and in terahertz optical components controlled by magnetic fields. The research suggests the promise of this material system for future terahertz optical and electronic components, such as magnetically driven modulators. [33]

## Researchers demonstrate promising method for improving quantum information processing

A team of researchers led by the Department of Energy's Oak Ridge National Laboratory has demonstrated a new method for splitting light beams into their frequency modes. The scientists can then choose the frequencies they want to work with and encode photons with quantum information. Their work could spur advancements in quantum information processing and distributed quantum computing.

The team's findings were published in *Physical Review Letters*.

The frequency of light determines its color. When the frequencies are separated, as in a rainbow, each color photon can be encoded with quantum information, delivered in units known as qubits. Qubits are analogous to but different from classical bits, which have a value of either 0 or 1, because qubits are encoded with values of both 0 and 1 at the same time.

The researchers liken quantum information processing to stepping into a hallway and being able to go both ways, whereas in classical computing just one path is possible.

The team's novel approach—featuring the first demonstration of a frequency tritter, an instrument that splits light into three frequencies—returned experimental results that matched their predictions and showed that many quantum information processing operations can be run simultaneously without increasing error. The quantum system performed as expected under increasingly complex conditions without degrading the encoded information.

"Under our experimental conditions, we got a factor 10 better than typical error rates," said Nicholas Peters, Quantum Communications team lead for ORNL's Quantum Information Science Group. "This establishes our method as a frontrunner for high-dimensional frequency-based [quantum information processing](#)."

Photons can carry quantum information in superpositions—where photons simultaneously have multiple bit values—and the presence of two quantum systems in superposition can lead to entanglement, a key resource in [quantum computing](#).

Entanglement boosts the number of calculations a quantum computer could run, and the team's focus on creating more complex frequency states aims to make quantum simulations more powerful and efficient. The researchers' method is also notable because it demonstrates the Hadamard gate, one of the elemental circuits required for universal quantum computing.

"We were able to demonstrate extremely high-fidelity results right off the bat, which is very impressive for the optics approach," said Pavel Lougovski, the project's principal investigator. "We are carving out a subfield here at ORNL with our frequency-based encoding work."

The method leverages widely available telecommunications technology with off-the-shelf components while yielding high-fidelity results. Efforts to develop quantum repeaters, which extend the distance quantum [information](#) can be transmitted between physically separated computers, will benefit from this work.

"The fact that our method is telecom network-compatible is a big advantage," Lougovski said. "We could perform quantum operations on telecom networks if needed."

Peters added that their project demonstrates that unused fiber-optic bandwidth could be harnessed to reduce computational time by running operations in parallel.

"Our work uses frequency's main advantage—stability—to get very high fidelity and then do controlled frequency jumping when we want it," said Wigner Fellow Joseph Lukens, who led the ORNL experiment. The researchers have experimentally shown that [quantum systems](#) can be transformed to yield desired outputs.

The researchers suggest their method could be paired with existing beam-splitting technology, taking advantage of the strengths of both and bringing the scientific community closer to full use of [frequency](#)-based photonic [quantum information](#) processing.

Peters, Lougovski and Lukens, all physicists with ORNL's Quantum Information Science Group, collaborated with graduate student Hsuan-Hao Lu, professor Andrew Weiner, and colleagues at Purdue University. The team published the [theory](#) for their experiments in *Optica* in January 2017. [32]

## Forging a quantum leap in quantum communication

Quantum communication, which ensures absolute data security, is one of the most advanced branches of the "second quantum revolution". In quantum communication, the participating parties can detect any attempt at eavesdropping by resorting to the fundamental principle of quantum mechanics - a measurement affects the measured quantity. Thus, the mere existence of an eavesdropper can be detected by identifying the traces that his measurements of the communication channel leave behind.

The major drawback of [quantum communication](#) today is the slow speed of data transfer, which is limited by the speed at which the parties can perform quantum measurements.

Researchers at Bar-Ilan University have devised a method that overcomes this "speed limit", and enables an increase in the rate of data transfer by more than 5 orders of magnitude! Their findings were published today in the journal *Nature Communications*.

Homodyne detection is a cornerstone of quantum optics, acting as a fundamental tool for processing [quantum information](#). However, the standard homodyne method suffers from a strong bandwidth limitation. While quantum optical phenomena, exploited for [quantum communication](#), can easily span a bandwidth of many THz, the standard processing methods of this [information](#) are inherently limited to the electronically accessible MHz-to-GHz range, leaving a dramatic gap between the relevant optical phenomena that is used for carrying the quantum information, and the capability to measure it. Thus, the rate at which quantum information can be processed is strongly limited.

In their work, the researchers replace the electrical nonlinearity that serves as the heart of homodyne detection, which transforms the optical quantum information into a classical electrical signal, with a direct optical nonlinearity, transforming the quantum information into a classical optical signal. Thus, the output signal of the measurement remains in the optical regime, and preserves the enormous bandwidth optical phenomena offers.

"We offer a direct optical measurement that conserves the information bandwidth, instead of an electrical measurement that compromises the bandwidth of the quantum optical information," says Dr. Yaakov Shaked, who conducted the research during his Ph.D. studies in the lab of Prof. Avi Pe'er. To demonstrate this idea, the researchers perform a simultaneous measurement of an ultra-broadband quantum optical state, spanning 55THz, presenting non-classical behavior across the entire spectrum. Such a measurement, using standard method, would be practically impossible.

The research was accomplished through a collaboration between the Quantum Optics Labs of Prof. Avi Pe'er and Prof. Michael Rosenbluh, together with Yoad Michael, Dr. Rafi Z. Vered and Leon Bello at the Department of Physics and Institute for Nanotechnology and Advanced Materials at Bar-Ilan University.

This new form of quantum measurement is relevant also to other branches of the "second quantum revolution", such as quantum computing with super powers, quantum sensing with super sensitivity, and quantum imaging with super resolution. [31]

## **New silicon chip for helping build quantum computers and securing our information**

Researchers at the University of Bristol's Quantum Engineering Technology Labs have demonstrated a new type of silicon chip that can help building and testing quantum computers and could find their way into your mobile phone to secure information.

Scientific effort worldwide is focused on attempting to use silicon photonics to realise [quantum](#) technologies, such as super-secure communications, quantum super computers and new ways build increased sensitivity sensors. Silicon photonic chips process information made of light using an area millions of times smaller than if you were to try make the equivalent device using individual lenses, mirrors and other optics.

Now, researchers at the University of Bristol have made a breakthrough for silicon quantum photonics—they have developed new type of on-chip detector capable of measuring quantum mechanical behavior within the integrated chip architecture. This is a new tool for making sure silicon photonic processors work the way they are designed and can themselves be used for other tasks, such as generating [random numbers](#) for cryptography, vital for the security industry, and as an important part of new types of optical sensor.

PhD student Giacomo Ferranti explained, "The great thing about the detector is that it works at room temperature. A lot of single photon detection requires cryogenics at  $\sim 4$  Kelvin" (minus 270 degrees centigrade).

"While those cold detectors have their own amazing benefits, they are currently expensive and require large cryogenic fridges. Our detector is both small enough to sit on a human hair and can work in normal [room temperature](#) conditions."

One of the key applications that the [detector](#) has already been used for by the researchers is to generate random numbers.

"The ability to generate truly random numbers with a machine, without any bias, is actually a very difficult task" explains Francesco Raffaelli, another PhD student responsible for the project.

"Random numbers have all sorts of applications, but the one that interests me the most is its use for cryptography and quantum cryptography. One day soon, I imagine these devices will be routinely part of the micro-processor on your desktop PC and in your [mobile phone](#) to keep them secure." [30]

## Interference as a new method for cooling quantum devices

Theoretical physicists propose to use negative interference to control heat flow in quantum devices. Their study has been published in *Physical Review Letters*.

Quantum computer parts are sensitive and need to be cooled to very low temperatures. Their size makes them particularly susceptible to temperature increases from the thermal noise in the surrounding environment and that caused by other components nearby. Dr Shabir Barzanjeh, a postdoc at the Institute of Science and Technology Austria (IST Austria), together with Dr André Xuereb from the University of Malta and Matteo Aquilina from the National Aerospace Centre in Malta has proposed a novel method to keep quantum devices cool. Their theoretical approach relies on quantum interference.

Normally, if a hotter object is placed next to a cooler one, the heat can only flow from the hotter object to the cooler one. Therefore, cooling an object that is already cooler than its surroundings requires energy. A new method for cooling down the elements of quantum devices such as qubits, the tiny building blocks of quantum computers, was now theoretically proven to work by a group of physicists.

"Essentially, the device we are proposing works like a fridge. But here, we are using a quantum mechanical principle to realize it," explains Shabir Barzanjeh, the lead author of the study and postdoc in the research group of Professor Johannes Fink. In their paper, they studied how thermal noise flows through [quantum devices](#) and they devised a method that can prevent the heat flow to warm up the sensitive quantum [device](#). They used a heat sink connected to both devices, showing that it is possible to control its [heat flow](#) such that it cancels the [heat](#) coming from the warm object directly to the cool one via special [quantum](#) interference.



"So far, researchers have focused on controlling the signal, but here, we study the noise. This is quite different, because a signal is coherent, and the noise isn't." Concerning the practical implementation of the mechanism that adds the phase shift to the [thermal noise](#), Shabir Barzanjeh has some ideas, including a mechanical object that vibrates, or radiation pressure to control the oscillation. "Now it is the time for experimentalists to verify the theory," he says. [29]

## Learning to speak quantum

In a 1981 lecture, the famed physicist Richard Feynman wondered if a computer could ever simulate the entire universe. The difficulty with this task is that, on the smallest scales, the universe operates under strange rules: Particles can be here and there at the same time; objects separated by immense distances can influence each other instantaneously; the simple act of observing can change the outcome of reality.

"Nature isn't classical, dammit," Feynman told his audience, "and if you want to make a simulation of nature, you'd better make it quantum mechanical."

## Quantum computers

Feynman was imagining a quantum computer, a computer with bits that acted like the particles of the quantum world. Today, nearly 40 years later, such computers are starting to become a reality, and they pose a unique opportunity for particle physicists.

"The systems that we deal with in particle physics are intrinsically quantum mechanical systems," says Panagiotis Spentzouris, head of Fermilab's Scientific Computing Division. "Classical computers cannot simulate large entangled quantum systems. You have plenty of problems that we would like to be able to solve accurately without making approximations that we hope we will be able to do on the quantum computer."

Quantum computers allow for a more realistic representation of quantum processes. They take advantage of a phenomenon known as superposition, in which a particle such as an electron exists in a probabilistic state spread across multiple locations at once.

Unlike a classical computer bit, which can be either on or off, a quantum bit—or qubit—can be on, off, or a superposition of both on and off, allowing for computations to be performed simultaneously instead of sequentially.

This not only speeds up computations; it makes currently impossible ones possible. A problem that could effectively trap a normal computer in an infinite loop, testing possibility after possibility, could be solved almost instantaneously by a quantum computer. This processing speed could be key for particle physicists, who wade through enormous amounts of data generated by detectors.

In the first demonstration of this potential, a team at CalTech recently used a type of quantum computer called a quantum annealer to "rediscover" the Higgs boson, the particle that, according to the Standard Model of particle physics, gives mass to every other fundamental particle.

Scientists originally discovered the Higgs boson in 2012 using particle detectors at the Large Hadron Collider at CERN research center in Europe. They created Higgs bosons by converting the energy of particle collisions temporarily into matter. Those temporary Higgs bosons quickly decayed, converting their energy into other, more common particles, which the detectors were able to measure.

Scientists identified the mass of the Higgs boson by adding up the masses of those less massive particles, the decay products. But to do so, they needed to pick out which of those particles came from the decay of Higgs bosons, and which ones came from something else. To a detector, a Higgs boson decay can look remarkably similar to other, much more common decays.

LHC scientists trained a machine learning algorithm to find the Higgs signal against the decay background—the needle in the haystack. This training process required a huge amount of simulated data.

Physicist Maria Spiropulu, who was on the team that discovered the Higgs the first time around, wanted to see if she could improve the process with quantum computing. The group she leads at CalTech used a quantum computer from a company called D-Wave to train a similar machine learning algorithm. They found that the quantum computer trained the machine learning algorithm on a significantly smaller amount of data than the classical method required. In theory, this would give the algorithm a head start, like giving someone looking for the needle in the haystack expert training in spotting the glint of metal before turning their eyes to the hay.

“The machine cannot learn easily,” Spiropulu says. “It needs huge, huge data. In the quantum annealer, we have a hint that it can learn with small data, and if you learn with small data you can use it as initial conditions later.”

Some scientists say it may take a decade or more to get to the point of using quantum computers regularly in particle physics, but until then they will continue to make advances to enhance their research.

## Quantum sensors

Quantum mechanics is also disrupting another technology used in particle physics: the sensor, the part of a particle detector that picks up the energy from a particle interaction.

In the quantum world, energy is discrete. The noun quantum means “a specific amount” and is used in physics to mean “the smallest quantity of energy.” Classical sensors generally do not make precise enough measurements to pick up individual quanta of energy, but a new type of quantum sensor can.

“A quantum sensor is one that is able to sense these individual packets of energy as they arrive,” says Aaron Chou, a scientist at Fermilab. “A non-quantum sensor would not be able to resolve the individual arrivals of each of these little packets of energy, but would instead measure a total flow of the stuff.”

Chou is taking advantage of these quantum sensors to probe the nature of dark matter. Using technology originally developed for quantum computers, Chou and his team are building ultrasensitive detectors for a type of theorized dark matter particle known as an axion.

“We’re taking one of the qubit designs that was previously created for quantum computing and we’re trying to use those to sense the presence of photons that came from the dark matter,” Chou says.

For Spiropulu, these applications of quantum computers represent an elegant feedback system in the progression of technology and scientific application. Basic research in physics led to the initial transistors that fed the computer science revolution, which is now on the edge of transforming basic research in physics.

“You want to disrupt computing, which was initially a physics advance,” Spiropulu says. “Now we are using physics configurations and physics systems themselves to assist computer science to solve any problem, including physics problems.” [28]

## **Researchers developing phase-change memory devices for more powerful computing**

A collaboration between the lab of Judy Cha, the Carol and Douglas Melamed Assistant Professor of Mechanical Engineering & Materials Science, and IBM's Watson Research Center could help make a potentially revolutionary technology more viable for manufacturing.

Phase-change memory (PCM) devices have in recent years emerged as a game-changing alternative to computer random-access memory. Using heat to transform the states of material from amorphous to crystalline, PCM chips are fast, use much less power and have the potential to scale down to smaller chips – allowing the trajectory for smaller, more powerful computing to continue. However, manufacturing PCM devices on a large scale with consistent quality and long endurance has been a challenge.

"Everybody's trying to figure that out, and we want to understand the [phase change](#) behavior precisely," said Yujun Xie, a PhD candidate in Cha's lab and lead author of the study. "That's one of the biggest challenges for [phase-change memory](#)."

The work of the Yale-IBM research team could help clear this hurdle. Using in situ transmission electron microscopy (TEM) at the Yale Institute for Nanoscience and Quantum Engineering (YINQE), they observed the device's phase change and how it "self-heals" voids - that is, empty spaces left by the depletion of [materials](#) caused by chemical segregation. These kinds of nanoscale voids have caused problems for previous PCM devices. Their results on self-healing of voids are published in *Advanced Materials*.

The standard PCM device has what's known as a mushroom structure, while the Yale-IBM team used a confined PCM structure with a metallic lining to make it more robust. "The metallic liner protects the material and reduces the resistance drift of the PCM, improving the whole performance," Xie said.

By observing the phase-change process through TEM, the researchers saw how the PCM device's self-healing properties come from a combination of the device's structure and the metallic lining, which allow it to control the phase-change of the material.

Wanki Kim, an IBM researcher who worked on the project, said the next step is possibly to develop a bipolar operation to switch the direction of voltage, which can control the chemical segregation. In normal operation mode, the direction of voltage bias is always the same. This next step could prolong the [device](#) lifetime even further. [27]

## New controls scale quantum chips

A fundamental barrier to scaling quantum computing machines is "qubit interference." In new research published in *Science Advances*, engineers and physicists from [Rigetti Computing](#) describe a breakthrough that can expand the size of practical quantum processors by reducing interference.

Matt Reagor, lead author of the paper, says, "We've developed a technique that enables us to reduce interference between qubits as we add more and more qubits to a chip, thus retaining the ability to perform logical operations that are independent of the state of a (large) quantum register."

To explain the concept, the Rigetti team employs [wine glasses](#) as an analogy to qubits:

Clink a wine glass, and you will hear it ring at its resonant [frequency](#) (usually around 400 Hz). Likewise, soundwaves at that frequency will cause the same glass to vibrate. Different shapes or amounts of liquid in a glass will produce different clinks, i.e. different resonance frequencies. A clinked wine glass will cause identical, nearby glasses to vibrate. Glasses that are different shapes are "off-resonant glasses," meaning they will not vibrate much at all.

So, what's the relation between glasses and qubits?

Reagor explains that each physical [qubit](#) on a superconducting quantum processor stores energy in the form of an oscillating electric current. "Think of each qubit as a wine glass," he says. "The logical state of a qubit (e.g. "0" or "1") is encoded by the state of its corresponding electric currents. In our analogy, this is equivalent to whether or not a wine glass is vibrating."

A highly successful class of entangling gates for superconducting qubits operates by tuning two or more qubits into resonance with each other. At this tuning point, the "wine glasses" pick up on one another's "vibrations."

This effect can be strong enough to produce significant, conditional vibration changes that can be leveraged as conditional logic. Imagine pouring or siphoning off wine from one of the glasses to make this tuning happen. With qubits, there are tunable circuit elements that fulfill the same purpose.

"As we scale up quantum processors, there are more and more wine glasses to manage when executing a specific conditional logic gate," says Reagor. "Imagine lining up a handful of identical glasses with increasing amounts of wine. Now we want to tune one glass into resonance with another, without disturbing any of the other glasses. To do that, you could try to equalize the [wine](#) levels of the glasses. But that transfer needs to be instantaneous to not shake the rest of the glasses along the way. Let's say one glass has a resonance at one frequency (call it 400 Hz) while another, nearby glass has a different one (e.g. 380 Hz). Now, we make use of a somewhat subtle musical effect. We are actually going to fill and deplete one of the glasses repeatedly."

He continues: "We repeat that filling operation at the difference frequency between the glasses (here, 20 times per second, or 20 Hz). By doing so, we create a beat-note for this [glass](#) that is exactly resonant with the other. Physicists sometimes call this a parametric process. Our beat-note is "pure"—it does not have frequency content that interferes with the other glasses. That's what we have demonstrated in our recent work, where we navigated a complex eight-qubit processor with parametric two-qubit gates."

Reagor concludes: "While this analogy may sound somewhat fanciful, its mapping onto our specific technology, from a mathematical standpoint, is surprisingly accurate." [26]

## Controlling quantum interactions in a single material

The search and manipulation of novel properties emerging from the quantum nature of matter could lead to next-generation electronics and quantum computers. But finding or designing materials that can host such quantum interactions is a difficult task.

"Harmonizing multiple [quantum](#) mechanical properties, which often do not coexist together, and trying to do it by design is a highly complex challenge," said Northwestern University's James Rondinelli.

But Rondinelli and an international team of theoretical and computational researchers have done just that. Not only have they demonstrated that multiple quantum interactions can coexist in a single material, the team also discovered how an electric field can be used to control these interactions to tune the material's properties.

This breakthrough could enable ultrafast, low-power electronics and quantum computers that operate incredibly faster than current models in the areas of data acquisition, processing, and exchange.

Supported by the US Army Research Office, National Science Foundation of China, German Research Foundation, and China's National Science Fund for Distinguished Young Scholars, the research was published online today in the journal *Nature Communications*. James Rondinelli, the Morris E. Fine Junior Professor in Materials and Manufacturing in Northwestern's McCormick School of Engineering, and Cesare Franchini, professor of quantum [materials](#) modeling at the

University of Vienna, are the paper's co-corresponding authors. Jiangang He, a postdoctoral fellow at Northwestern, and Franchini served as the paper's co-first authors.

Quantum mechanical interactions govern the capability of and speed with which electrons can move through a material. This determines whether a material is a conductor or insulator. It also controls whether or not the material exhibits ferroelectricity, or shows an electrical polarization.

"The possibility of accessing multiple order phases, which rely on different quantum-mechanical interactions in the same material, is a challenging fundamental issue and imperative for delivering on the promises that quantum information sciences can offer," Franchini said.

Using computational simulations performed at the Vienna Scientific Cluster, the team discovered coexisting quantum-mechanical interactions in the compound silver-bismuth-oxide. Bismuth, a post-transition metal, enables the spin of the electron to interact with its own motion—a feature that has no analogy in classical physics. It also does not exhibit inversion symmetry, suggesting that ferroelectricity should exist when the material is an electrical insulator. By applying an [electric field](#) to the material, researchers were able to control whether the electron spins were coupled in pairs (exhibiting Weyl-fermions) or separated (exhibiting Rashba-splitting) as well as whether the system is electrically conductive or not.

"This is the first real case of a topological quantum transition from a ferroelectric insulator to a non-ferroelectric semi-metal," Franchini said. "This is like awakening a different kind of quantum interactions that are quietly sleeping in the same house without knowing each other." [25]

## Scientists discover chiral phonons in a 2-D semiconductor crystal

A research team from the Department of Energy's Lawrence Berkeley National Laboratory (Berkeley Lab) has found the first evidence that a shaking motion in the structure of an atomically thin (2-D) material possesses a naturally occurring circular rotation.

This rotation could become the building block for a new form of information technology, and for the design of molecular-scale rotors to drive microscopic motors and machines.

The monolayer material, tungsten diselenide ( $WSe_2$ ), is already well-known for its unusual ability to sustain special electronic properties that are far more fleeting in other [materials](#).

It is considered a promising candidate for a sought-after form of data storage known as valleytronics, for example, in which the momentum and wavelike motion of electrons in a material can be sorted into opposite "valleys" in a material's electronic structure, with each of these valleys representing the ones and zeroes in conventional binary data.

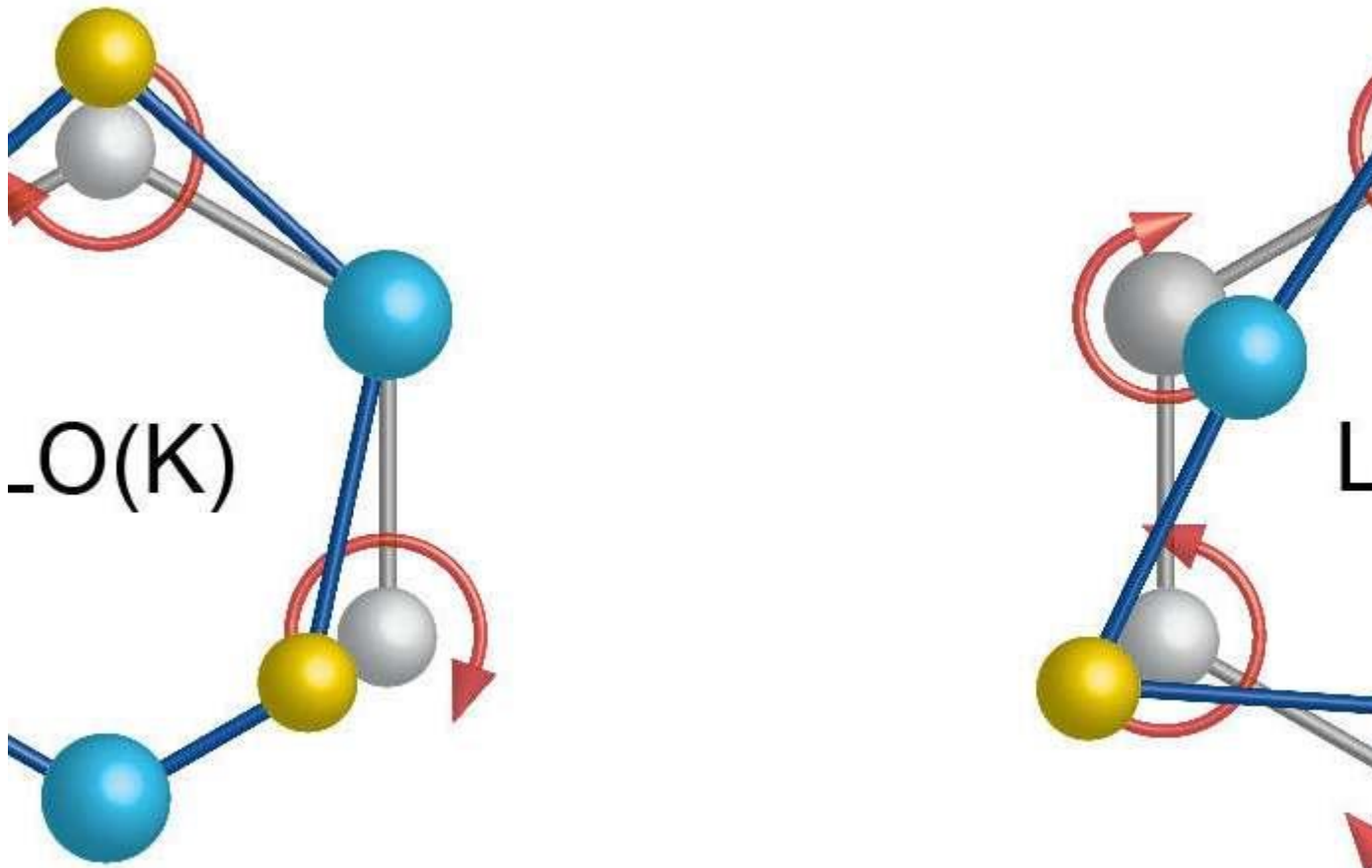
Modern electronics typically rely on manipulations of the charge of electrons to carry and store information, though as electronics are increasingly miniaturized they are more subject to problems associated with heat buildup and electric leaks.

The latest study, published online this week in the journal *Science*, provides a possible path to overcome these issues. It reports that some of the material's phonons, a term describing collective vibrations in atomic crystals, are naturally rotating in a certain direction.



This property is known as chirality – similar to a person's handedness where the left and right hand are a mirror image of each other but not identical. Controlling the direction of this rotation would provide a stable mechanism to carry and store information.

"Phonons in solids are usually regarded as the collective linear motion of atoms," said Xiang Zhang, the corresponding author of the study and senior scientist of the Materials Science Division at Lawrence Berkeley National Laboratory and professor at UC Berkeley. "Our experiment discovered a new type of so-called chiral phonons where atoms move in circles in an atomic monolayer crystal of [tungsten diselenide](#)."



This diagram maps out atomic motion in separate phonon modes. At left ("LO" represents a longitudinal optical mode), selenium atoms exhibit a clockwise rotation while tungsten atoms stand still. At right ("LA" represents a longitudinal ...[more](#)

Hanyu Zhu, the lead author of the study and a postdoctoral researcher at Zhang's group, said, "One of the biggest advantage of chiral [phonon](#) is that the rotation is locked with the particle's momentum and not easily disturbed."

In the phonon mode studied, the selenium atoms appear to collectively rotate in a clockwise direction, while the tungsten atoms showed no motion. Researchers prepared a "sandwich" with four sheets of centimeter-sized monolayer WSe<sub>2</sub> samples placed between thin sapphire crystals. They synced ultrafast lasers to record the time-dependent motions.

The two laser sources converged on a spot on the samples measuring just 70 millionths of a meter in diameter. One of the lasers was precisely switched between two different tuning modes to sense the difference of left and right chiral phonon activity.

A so-called pump laser produced visible, red-light pulses that excited the samples, and a probe laser produced mid-infrared pulses that followed the first pump pulse within one trillionth of a second. About one mid-infrared photon in every 100 million is absorbed by WSe<sub>2</sub> and converted to a chiral phonon.

The researchers then captured the high-energy luminescence from the sample, a signature of this rare absorption event. Through this technique, known as transient infrared spectroscopy, researchers not only confirmed the existence of a chiral phonon but also accurately obtained its rotational frequency.

So far, the process only produces a small number of chiral phonons. A next step in the research will be to generate larger numbers of rotating phonons, and to learn whether vigorous agitations in the crystal can be used to flip the spin of electrons or to significantly alter the valley properties of the material. Spin is an inherent property of an electron that can be thought of as its compass needle – if it could be flipped to point either north or south it could be used to convey information in a new form of electronics called spintronics.

"The potential phonon-based control of electrons and spins for device applications is very exciting and within reach," Zhu said. "We already proved that phonons are capable of switching the electronic valley. In addition, this work allows the possibility of using the rotating atoms as little magnets to guide the spin orientation."

The chiral properties found in the study likely exist across a wide range of 2-D materials based on a similar patterning in their atomic structure, Zhu also noted, adding that the study could guide theoretical investigations of electron-phonon interactions and the design of materials to enhance phonon-based effects.

"The same principle works in all 2-D periodic structures with three-fold symmetry and inversion asymmetry" Zhu said. "The same principle covers a huge family of natural materials, and there are almost infinite possibilities for creating rotors at the molecular scale." [24]

## **New exotic phenomena seen in photonic crystals**

Topological effects, such as those found in crystals whose surfaces conduct electricity while their bulk does not, have been an exciting topic of physics research in recent years and were the subject of the 2016 Nobel Prize in physics. Now, a team of researchers at MIT and elsewhere has found novel topological phenomena in a different class of systems—open systems, where energy or material can enter or be emitted, as opposed to closed systems with no such exchange with the outside.

This could open up some new realms of basic physics research, the team says, and might ultimately lead to new kinds of lasers and other technologies.

The results are being reported this week in the journal *Science*, in a paper by recent MIT graduate Hengyun "Harry" Zhou, MIT visiting scholar Chao Peng (a professor at Peking University), MIT graduate student Yoseb Yoon, recent MIT graduates Bo Zhen and Chia Wei Hsu, MIT Professor Marin Soljačić, the Francis Wright Davis Professor of Physics John Joannopoulos, the Haslam and Dewey Professor of Chemistry Keith Nelson, and the Lawrence C. and Sarah W. Biedenharn Career Development Assistant Professor Liang Fu.

In most research in the field of topological physical effects, Soljačić says, so-called "open" systems—in physics terms, these are known as non-Hermitian systems—were not studied much in experimental work. The complexities involved in measuring or analyzing phenomena in which energy or matter can be added or lost through radiation generally make these systems more difficult to study and analyze in a controlled fashion.

But in this work, the team used a method that made these open systems accessible, and "we found interesting topological properties in these non-Hermitian systems," Zhou says. In particular, they found two specific kinds of effects that are distinctive topological signatures of non-Hermitian systems. One of these is a kind of band feature they refer to as a bulk Fermi arc, and the other is an unusual kind of changing polarization, or orientation of light waves, emitted by the photonic crystal used for the study.

Photonic crystals are materials in which billions of very precisely shaped and oriented tiny holes are made, causing light to interact in unusual ways with the material. Such crystals have been actively studied for the exotic interactions they induce between light and matter, which hold the potential for new kinds of light-based computing systems or light-emitting devices. But while much of this research has been done using closed, Hermitian systems, most of the potential real-world applications involve open systems, so the new observations made by this team could open up whole new areas of research, the researchers say.

Fermi arcs, one of the unique phenomena the team found, defy the common intuition that energy contours are necessarily closed curves. They have been observed before in closed systems, but in those systems they always form on the two-dimensional surfaces of a three-dimensional system. In the new work, for the first time, the researchers found a Fermi arc that resides in the bulk of a system. This bulk Fermi arc connects two points in the emission directions, which are known as exceptional points—another characteristic of open topological systems.

The other phenomenon they observed consists of a field of light in which the polarization changes according to the emission direction, gradually forming a half-twist as one follows the direction along a loop and returns back to the starting point. "As you go around this crystal, the polarization of the light actually flips," Zhou says.

This half-twist is analogous to a Möbius strip, he explains, in which a strip of paper is twisted a half-turn before connecting it to its other end, creating a band that has only one side. This Möbius-like twist in light polarization, Zhen says, could in theory lead to new ways of increasing the amount of data that could be sent through fiber-optic links.

The new work is "mostly of scientific interest, rather than technological," Soljačić says. Zhen adds that "now we have this very interesting technique to probe the properties of non-Hermitian systems." But there is also a possibility that the work may ultimately lead to new devices, including new kinds of lasers or light-emitting devices, they say.

The new findings were made possible by [earlier research](#) by many of the same team members, in which they found a way to use light scattered from a photonic crystal to produce direct images that reveal the energy contours of the material, rather than having to calculate those contours indirectly.

"We had a hunch" that such half-twist behavior was possible and could be "quite interesting," Soljačić says, but actually finding it required "quite a bit of searching to figure out, how do we make it happen?"

"Perhaps the most ingenious aspect of this work is that the authors use the fact that their system must necessarily lose photons, which is usually an obstacle and annoyance, to access new topological physics," says Mikael Rechtsman, an assistant professor of physics at Pennsylvania State University who was not involved in this work. "Without the loss ... this would have required highly complex 3-D fabrication methods that likely would not have been possible." In other words, he says, the technique they developed "gave them access to 2-D physics that would have been conventionally thought impossible." [23]

## **Photonic crystals reveal their internal characteristics with new method**

A new technique developed by MIT researchers reveals the inner details of photonic crystals, synthetic materials whose exotic optical properties are the subject of widespread research.

Photonic crystals are generally made by drilling millions of closely spaced, minuscule holes in a slab of transparent material, using variations of microchip-fabrication methods. Depending on the exact orientation, size, and spacing of these holes, these materials can exhibit a variety of peculiar optical properties, including "superlensing," which allows for magnification that pushes beyond the normal theoretical limits, and "negative refraction," in which light is bent in a direction opposite to its path through normal transparent materials.

But to understand exactly how light of various colors and from various directions moves through photonic crystals requires extremely complex calculations. Researchers often use highly simplified approaches; for example they may only calculate the behavior of light along a single direction or for a single color.

Instead, the new technique makes the full range of information directly visible. Researchers can use a straightforward laboratory setup to display the information—a pattern of so-called "iso-frequency contours"—in a graphical form that can be simply photographed and examined, in many cases eliminating the need for calculations. The method is described this week in the journal *Science Advances*, in a paper by MIT postdoc Bo Zhen, recent Wellesley College graduate and MIT affiliate Emma Regan, MIT professors of physics Marin Soljacic and John Joannopoulos, and four others.

The discovery of this new technique, Zhen explains, came about by looking closely at a phenomenon that the researchers had noticed and even made use of for years, but whose origins they hadn't previously understood. Patterns of scattered light seemed to fan out from samples of photonic materials when the samples were illuminated by laser light. The scattering was surprising, since the underlying crystalline structure was fabricated to be almost perfect in these materials.

"When we would try to do a lasing measurement, we would always see this pattern," Zhen says. "We saw this shape, but we didn't know what was happening." But it did help them to get their experimental setup properly aligned, because the scattered light pattern would appear as soon as the laser beam was properly lined up with the crystal. Upon careful analysis, they realized the scattering patterns were generated by tiny defects in the crystal—holes that were not perfectly round in shape or that were slightly tapered from one end to the other.

"There is fabrication disorder even in the best samples that can be made," Regan says. "People think that the scattering would be very weak, because the sample is nearly perfect," but it turns out that at certain angles and frequencies, the light scatters very strongly; as much as 50 percent of the incoming light can be scattered. By illuminating the sample in turn with a sequence of different colors, it is possible to build up a full display of the relative paths light beams take, all across the visible spectrum. The scattered light produces a direct view of the iso-frequency contours—a sort of topographic map of the way light beams of different colors bend as they pass through the photonic crystal.

"This is a very beautiful, very direct way to observe the iso-frequency contours," Soljacic says. "You just shine light at the sample, with the right direction and frequency," and what comes out is a direct image of the needed information, he says.

The finding could potentially be useful for a number of different applications, the team says. For example, it could lead to a way of making large, transparent display screens, where most light would pass straight through as if through a window, but light of specific frequencies would be scattered to produce a clear image on the screen. Or, the method could be used to make private displays that would only be visible to the person directly in front of the screen.

Because it relies on imperfections in the fabrication of the crystal, this method could also be used as a quality-control measure for manufacturing of such materials; the images provide an indication of not only the total amount of imperfections, but also their specific nature—that is, whether the dominant disorder in the sample comes from noncircular holes or etches that aren't straight—so that the process can be tuned and improved.

The team also included researchers at MIT Research Laboratory of Electronics, including Yuichi Igarashi (now at NEC Corporation in Japan), Ido Kaminer, Chia Wei Hsu (now at Yale University), and Yichen Shen. The work was supported by the Army Research Office through the Institute for Soldier Nanotechnologies at MIT, and by the U.S. Department of Energy through S3TEC, an Energy Frontier Center. [22]

## **New tabletop technique probes outermost electrons of atoms deep inside solids**

It may be unwise to judge a book by its cover, but you can tell a lot about a material from the outermost electrons in its atoms.

"These outermost electrons, known as valence electrons, are the most important players in forming chemical bonds and actually define almost every property of a solid – electrical, thermal, conductive," said Shambhu Ghimire, an associate staff scientist at the Department of Energy's SLAC National Accelerator Laboratory.

Now Ghimire and two colleagues at the Stanford PULSE Institute have invented a new way to probe the valence electrons of atoms deep inside a crystalline solid.

In a report today in *Nature Physics*, they describe using laser light to excite some of the valence electrons, steer them around inside the crystal and bounce them off other atoms. This produces high-energy bursts of light that are invisible to our eyes, but carry clues to the material's atomic structure and function.

"This will change the world of imaging the inside of crystalline solids," Ghimire said, "much as scanning tunneling microscopy, or STM, changed the atomic-scale imaging of surfaces."

### **A New Way to Look at Atoms in Solids**

Invented in the early 1980s, STM was a revolutionary method that allowed scientists to make the first images of individual atoms and their bonds. It was honored with the 1986 Nobel Prize in physics.

But STM senses valence electrons from only the top two or three layers of atoms in a material. A flow of those electrons into the instrument's tip creates a current that allows it to measure the distance between the tip and the surface, tracing the bumps where atoms poke up and the valleys between them. This creates an image of the atoms and yields information about the bonds that hold them together.

Now the new technique will give scientists the same level of access to the valence electrons deep inside the solid.

The experiments, carried out in a SLAC laser lab by PULSE postdoctoral researcher Yong Sing You, involved crystals of magnesium oxide or magnesia, a common mineral used to make cement, preserve library books and clean up contaminated soil, among a host of other things.

These crystals also have the ability to shift incoming laser light to much shorter wavelengths and higher energies – much as pressing down on a guitar string produces a higher note – through a process called high harmonic generation, or HHG.

### **Steering Electrons to Generate Light**

In this case, the scientists carefully adjusted the incoming infrared laser beam so it would excite valence electrons in the crystal's oxygen atoms. Those electrons oscillated, like vibrating guitar strings, and generated light of much shorter wavelengths – in the extreme ultraviolet range – through HHG.



But when they adjusted the polarization of the laser beam to steer the excited electrons along different trajectories within the crystal, they discovered that HHG only took place when an electron hit a neighboring atom, and was most efficient when it hit the atom dead center. Further, the wavelength of the harmonically generated light coming out – which was 13 to 21 times shorter than the light that went in – revealed the density of the neighboring atom's valence electrons, the size of the atom and even whether it was an atom of oxygen or magnesium.

"It's difficult to home in on the valence electrons with current methods of measuring electron charge density, which typically use X-ray or electron diffraction," said study co-author David Reis, an associate professor at SLAC and Stanford and deputy director of PULSE. "So demonstrating that we can do that with atomic-scale sensitivity in a tabletop laser experiment is an important milestone."

Alan Fry, division director for laser science and technology at SLAC's Linac Coherent Light Source X-ray laser, was not involved in the experiment but offered kudos "to the team that developed this technique and who continue to do exciting and interesting research with it."

While this approach may be limited to materials that can generate light through HHG, he said, "it can still tell you a lot about the electronic structure inside those solids, and in principle could give us a better understanding of other materials that don't have same response. Understanding simple systems like this builds a foundation for understanding more complex systems." [21]

## **X-ray laser glimpses how electrons dance with atomic nuclei in materials**

From hard to malleable, from transparent to opaque, from channeling electricity to blocking it: Materials come in all types. A number of their intriguing properties originate in the way a material's electrons "dance" with its lattice of atomic nuclei, which is also in constant motion due to vibrations known as phonons.

This coupling between electrons and phonons determines how efficiently solar cells convert sunlight into electricity. It also plays key roles in superconductors that transfer electricity without losses, topological insulators that conduct electricity only on their surfaces, materials that drastically change their electrical resistance when exposed to a magnetic field, and more.

At the Department of Energy's SLAC National Accelerator Laboratory, scientists can study these coupled motions in unprecedented detail with the world's most powerful X-ray laser, the Linac Coherent Light Source (LCLS). LCLS is a DOE Office of Science User Facility.

"It has been a long-standing goal to understand, initiate and control these unusual behaviors," says LCLS Director Mike Dunne. "With LCLS we are now able to see what happens in these materials and to model complex electron-phonon interactions. This ability is central to the lab's mission of developing new materials for next-generation electronics and energy solutions."

LCLS works like an extraordinary strobe light: Its ultrabright X-rays take snapshots of materials with atomic resolution and capture motions as fast as a few femtoseconds, or millionths of a billionth of

a second. For comparison, one femtosecond is to a second what seven minutes is to the age of the universe.

Two recent studies made use of these capabilities to study electron-phonon interactions in lead telluride, a material that excels at converting heat into electricity, and chromium, which at low temperatures has peculiar properties similar to those of high-temperature superconductors.

### **Turning Heat into Electricity and Vice Versa**

Lead telluride, a compound of the chemical elements lead and tellurium, is of interest because it is a good thermoelectric: It generates an electrical voltage when two opposite sides of the material have different temperatures.

"This property is used to power NASA space missions like the Mars rover Curiosity and to convert waste heat into electricity in high-end cars," says Mariano Trigo, a staff scientist at the Stanford PULSE Institute and the Stanford Institute for Materials and Energy Sciences (SIMES), both joint institutes of Stanford University and SLAC. "The effect also works in the opposite direction: An electrical voltage applied across the material creates a temperature difference, which can be exploited in thermoelectric cooling devices."

Mason Jiang, a recent graduate student at Stanford, PULSE and SIMES, says, "Lead telluride is exceptionally good at this. It has two important qualities: It's a bad thermal conductor, so it keeps heat from flowing from one side to the other, and it's also a good electrical conductor, so it can turn the temperature difference into an electric current. The coupling between lattice vibrations, caused by heat, and electron motions is therefore very important in this system. With our study at LCLS, we wanted to understand what's naturally going on in this material."

In their experiment, the researchers excited electrons in a lead telluride sample with a brief pulse of infrared laser light, and then used LCLS's X-rays to determine how this burst of energy stimulated lattice vibrations.

"Lead telluride sits at the precipice of a coupled electronic and structural transformation," says principal investigator David Reis from PULSE, SIMES and Stanford.

"It has a tendency to distort without fully transforming – an instability that is thought to play an important role in its thermoelectric behavior. With our method we can study the forces involved and literally watch them change in response to the infrared laser pulse."

The scientists found that the light pulse excites particular electronic states that are responsible for this instability through electron-phonon coupling. The excited electrons stabilize the material by weakening certain long-range forces that were previously associated with the material's low thermal conductivity.

"The light pulse actually walks the material back from the brink of instability, making it a worse thermoelectric," Reis says. "This implies that the reverse is also true – that stronger long-range forces lead to better thermoelectric behavior."

The researchers hope their results, published July 22 in Nature Communications, will help them find other thermoelectric materials that are more abundant and less toxic than lead telluride.

## Controlling Materials by Stimulating Charged Waves

The second study looked at charge density waves – alternating areas of high and low electron density across the nuclear lattice – that occur in materials that abruptly change their behavior at a certain threshold. This includes transitions from insulator to conductor, normal conductor to superconductor, and from one magnetic state to another.

These waves don't actually travel through the material; they are stationary, like icy waves near the shoreline of a frozen lake.

"Charge density waves have been observed in a number of interesting materials, and establishing their connection to material properties is a very hot research topic," says Andrej Singer, a postdoctoral fellow in Oleg Shpyrko's lab at the University of California, San Diego. "We've now shown that there is a way to enhance charge density waves in crystals of chromium using laser light, and this method could potentially also be used to tweak the properties of other materials."

This could mean, for example, that scientists might be able to switch a material from a normal conductor to a superconductor with a single flash of light. Singer and his colleagues reported their results on July 25 in *Physical Review Letters*.

The research team used the chemical element chromium as a simple model system to study charge density waves, which form when the crystal is cooled to about minus 280 degrees Fahrenheit. They stimulated the chilled crystal with pulses of optical laser light and then used LCLS X-ray pulses to observe how this stimulation changed the amplitude, or height, of the charge density waves.

"We found that the amplitude increased by up to 30 percent immediately after the laser pulse," Singer says. "The amplitude then oscillated, becoming smaller and larger over a period of 450 femtoseconds, and it kept going when we kept hitting the sample with laser pulses. LCLS provides unique opportunities to study such process because it allows us to take ultrafast movies of the related structural changes in the lattice."

Based on their results, the researchers suggested a mechanism for the amplitude enhancement: The light pulse interrupts the electron-phonon interactions in the material, causing the lattice to vibrate. Shortly after the pulse, these interactions form again, which boosts the amplitude of the vibrations, like a pendulum that swings farther out when it receives an extra push.

## A Bright Future for Studies of the Electron-Phonon Dance

Studies like these have a high priority in solid-state physics and materials science because they could pave the way for new materials and provide new ways to control material properties.

With its 120 ultrabright X-ray pulses per second, LCLS reveals the electron-phonon dance with unprecedented detail. More breakthroughs in the field are on the horizon with LCLS-II – a next-generation X-ray laser under construction at SLAC that will fire up to a million X-ray flashes per second and will be 10,000 times brighter than LCLS.

"LCLS-II will drastically increase our chances of capturing these processes," Dunne says. "Since it will also reveal subtle electron-phonon signals with much higher resolution, we'll be able to study these interactions in much greater detail than we can now." [20]

## **A 'nonlinear' effect that seemingly turns materials transparent is seen for the first time in X-rays at SLAC's LCLS**

Imagine getting a medical X-ray that comes out blank – as if your bones had vanished. That's what happened when scientists cranked up the intensity of the world's first X-ray laser, at the Department of Energy's SLAC National Accelerator Laboratory, to get a better look at a sample they were studying: The X-rays seemed to go right through it as if it were not there.

This result was so weird that the leader of the experiment, SLAC Professor Joachim Stöhr, devoted the next three years to developing a theory that explains why it happened. Now his team has published a paper in *Physical Review Letters* describing the 2012 experiment for the first time.

What they saw was a so-called nonlinear effect where more than one photon, or particle of X-ray light, enters a sample at the same time, and they team up to cause unexpected things to happen.

"In this case, the X-rays wiggled electrons in the sample and made them emit a new beam of X-rays that was identical to the one that went in," said Stöhr, who is an investigator with the Stanford Institute for Materials and Energy Sciences at SLAC. "It continued along the same path and hit a detector. So from the outside, it looked like a single beam went straight through and the sample was completely transparent."

This effect, called "stimulated scattering," had never been seen in X-rays before. In fact, it took an extremely intense beam from SLAC's Linac Coherent Light Source (LCLS), which is a billion times brighter than any X-ray source before it, to make this happen.

### **A Milestone in Understanding How Light Interacts with Matter**

The observation is a milestone in the quest to understand how light interacts with matter, Stöhr said.

"What will we do with it? I think we're just starting to learn. This is a new phenomenon and I don't want to speculate," he said. "But it opens the door to controlling the electrons that are closest to the core of atoms – boosting them into higher orbitals, and driving them back down in a very controlled manner, and doing this over and over again."

Nonlinear optical effects are nothing new. They were discovered in the 1960s with the invention of the laser – the first source of light so bright that it could send more than one photon into a sample at a time, triggering responses that seemed all out of proportion to the amount of light energy going in. Scientists use these effects to shift laser light to much higher energies and focus optical microscopes on much smaller objects than anyone had thought possible.

The 2009 opening of LCLS as a DOE Office of Science User Facility introduced another fundamentally new tool, the X-ray free-electron laser, and scientists have spent a lot of time since then figuring out exactly what it can do. For instance, a SLAC-led team recently published the first report of nonlinear effects produced by its brilliant pulses.

"The X-ray laser is really a quantum leap, the equivalent of going from a light bulb to an optical laser," Stöhr said. "So it's not just that you have more X-rays. The interaction of the X-rays with the

sample is very different, and there are effects you could never see at other types of X-ray light sources."

### **A Most Puzzling Result**

Stöhr stumbled on this latest discovery by accident. Then director of LCLS, he was working with Andreas Scherz, a SLAC staff scientist, who is now with the soon-to-open European XFEL in Hamburg, Germany, and Stanford graduate student Benny Wu to look at the fine structure of a common magnetic material used in data storage.

To enhance the contrast of their image, they tuned the LCLS beam to a wavelength that would resonate with cobalt atoms in the sample and amplify the signal in their detector. The initial results looked great. So they turned up the intensity of the laser beam in the hope of making the images even sharper.

That's when the speckled pattern they'd been seeing in their detector went blank, as if the sample had disappeared.

"We thought maybe we had missed the sample, so we checked the alignment and tried again," Stöhr said. "But it kept happening. We knew this was strange – that there was something here that needed to be understood."

Stöhr is an experimentalist, not a theorist, but he was determined to find answers. He and Scherz dove deeply into the scientific literature. Meanwhile Wu finished his PhD thesis, which described the experiment and its unexpected result, and went on to a job in industry. But the team held off on publishing their experimental results in a scientific journal until they could explain what happened. Stöhr and Scherz published their explanation last fall in *Physical Review Letters*.

"We are developing a whole new field of nonlinear X-ray science, and our study is just one building block in this field," Stöhr said. "We are basically opening Pandora's box, learning about all the different nonlinear effects, and eventually some of those will turn out to be more important than others." [19]

### **Researchers use quantum dots to manipulate light**

Leiden physicists have manipulated light with large artificial atoms, so-called quantum dots. Before, this has only been accomplished with actual atoms. It is an important step toward light-based quantum technology. The study was published on August 30th in *Nature Communications*.

When you point a laser pointer at the screen during a presentation, an immense number of light particles races through the air at a billion kilometers per hour. They don't travel in a continuous flow, but in packages containing varying numbers of particles. Sometimes as many as four so-called photons pass by, and other times none at all. You won't notice this during your presentation, but for light-based quantum technology, it is crucial that scientists have control over the number of photons per package.

## Quantum dots

In theory, you can manipulate photons with real individual atoms, but because of their small size, it is extremely hard to work with them. Now, Leiden physicists have discovered that the same principle goes for large artificial atoms—so-called quantum dots—that are much easier to handle. In fact, they managed to filter light beams with one photon per package out of a laser. "Another big advantage of quantum dots is that the system already works within nanoseconds," says first author Henk Snijders. "With atomic systems, you need microseconds, so a thousand times longer. This way, we can manipulate photons much faster."

## Quantum cryptography

The ultimate goal for the research group led by Prof. Dirk Bouwmeester is to entangle many photons using quantum dots. This is essential, for example, in techniques like quantum cryptography. Snijders: "This research shows that we are already able to manipulate individual photons with our system. And the beauty is that in principle, we don't need large experimental setups. We can just integrate our quantum dots in small microchips." [18]

## 'Artificial atom' created in graphene

In a tiny quantum prison, electrons behave quite differently as compared to their counterparts in free space. They can only occupy discrete energy levels, much like the electrons in an atom - for this reason, such electron prisons are often called "artificial atoms". Artificial atoms may also feature properties beyond those of conventional ones, with the potential for many applications for example in quantum computing. Such additional properties have now been shown for artificial atoms in the carbon material graphene. The results have been published in the journal Nano Letters, the project was a collaboration of scientists from TU Wien (Vienna, Austria), RWTH Aachen (Germany) and the University of Manchester (GB).

## Building Artificial Atoms

"Artificial atoms open up new, exciting possibilities, because we can directly tune their properties", says Professor Joachim Burgdörfer (TU Wien, Vienna). In semiconductor materials such as gallium arsenide, trapping electrons in tiny confinements has already been shown to be possible. These structures are often referred to as "quantum dots". Just like in an atom, where the electrons can only circle the nucleus on certain orbits, electrons in these quantum dots are forced into discrete quantum states.

Even more interesting possibilities are opened up by using graphene, a material consisting of a single layer of carbon atoms, which has attracted a lot of attention in the last few years. "In most materials, electrons may occupy two different quantum states at a given energy. The high symmetry of the graphene lattice allows for four different quantum states. This opens up new pathways for quantum information processing and storage" explains Florian Libisch from TU Wien. However, creating well-controlled artificial atoms in graphene turned out to be extremely challenging.

## Cutting edge is not enough

There are different ways of creating artificial atoms: The simplest one is putting electrons into tiny flakes, cut out of a thin layer of the material. While this works for graphene, the symmetry of the



material is broken by the edges of the flake which can never be perfectly smooth. Consequently, the special four-fold multiplicity of states in graphene is reduced to the conventional two-fold one.

Therefore, different ways had to be found: It is not necessary to use small graphene flakes to capture electrons. Using clever combinations of electrical and magnetic fields is a much better option. With the tip of a scanning tunnelling microscope, an electric field can be applied locally. That way, a tiny region is created within the graphene surface, in which low energy electrons can be trapped. At the same time, the electrons are forced into tiny circular orbits by applying a magnetic field. "If we would only use an electric field, quantum effects allow the electrons to quickly leave the trap" explains Libisch.

The artificial atoms were measured at the RWTH Aachen by Nils Freitag and Peter Nemes-Incze in the group of Professor Markus Morgenstern. Simulations and theoretical models were developed at TU Wien (Vienna) by Larisa Chizhova, Florian Libisch and Joachim Burgdörfer. The exceptionally clean graphene sample came from the team around Andre Geim and Kostya Novoselov from Manchester (GB) - these two researchers were awarded the Nobel Prize in 2010 for creating graphene sheets for the first time.

The new artificial atoms now open up new possibilities for many quantum technological experiments: "Four localized electron states with the same energy allow for switching between different quantum states to store information", says Joachim Burgdörfer. The electrons can preserve arbitrary superpositions for a long time, ideal properties for quantum computers. In addition, the new method has the big advantage of scalability: it should be possible to fit many such artificial atoms on a small chip in order to use them for quantum information applications. [17]

## **Two atoms in an optical cavity can absorb one photon**

When two atoms are placed in a small chamber enclosed by mirrors, they can simultaneously absorb a single photon. So says an international team of researchers, which has found that the reverse process – two excited atoms emitting a single photon – is also possible. According to the team, this process could be used to transmit information in a quantum circuit or computer.

Physicists have long known that a single atom can absorb or emit two photons simultaneously. These two-photon, one-atom processes are widely used for spectroscopy and for the production of entangled photons used in quantum devices. However, Salvatore Savasta of the University of Messina in Italy, together with colleagues at the RIKEN Institute in Japan, wondered if two atoms could absorb one photon. Savasta asked his PhD student at the time, Luigi Garziano, to simulate the process. When Garziano's simulation showed that the phenomenon was possible, Savasta was so excited that he "punched the wall," he told physicsworld.com.

### **One for two?**

Their simulation found that the phenomenon occurs when the resonant frequency of the optical cavity containing the atoms is twice the transition frequency of an individual atom. For example, in a cavity whose resonant frequency is three times that of the atomic transition, three atoms can simultaneously absorb or emit a single photon. The optical-cavity's dimensions are determined by this resonant frequency, which must be a standing wave. According to the researchers'

calculations, the two atoms would oscillate back and forth between their ground and excited states. Indeed, the atoms would first jointly absorb the photon, ending up in their excited states, before jointly emitting a single photon to return to their ground states. The cycle would then repeat. In addition, they found that the joint absorption and emission can occur with more than just two atoms.

### Quantum switch

A two-atom, one-photon system could be used as a switch to transmit information in a quantum circuit, Savasta says. One atom would act as a qubit, encoding information as a superposition of the ground and excited states. To transmit the information outside of the cavity, the qubit would need to transfer the information to a photon in the cavity. The second atom would be used to control whether the qubit transmits the information. If the second atom's transition frequency is tuned to half the resonance frequency of the cavity, the two atoms could jointly absorb and emit a single photon, which would contain the encoded information to be transmitted.

To ensure that the atoms do not re-absorb the photon, the atom's resonant frequency can be changed by applying an external magnetic field.

Savasta's group has begun to look for experimental collaborators to produce its theoretical prediction in the lab. While the experiment could be performed using actual atoms, Savasta plans to use artificial atoms: superconducting particles that have quantized energy levels and behave analogously as atoms, but whose transition energies can be more easily tuned by the experimentalist. In addition, controlling real atoms involves expensive technology, while artificial atoms can be created cheaply on solid-state chips. "Real atoms are only good for proof-of-principle experiments," he says.

Savasta anticipates that their collaborators will be able to successfully perform the experiment in about a year. "We think that, especially if using superconducting qubits, that this experiment is well within the reach of present technology," he says.

According to Tatjana Wilk at the Max Planck Institute for Quantum Optics in Garching, who was not involved in the current research, speaking to the American Physical Society's Physics Focus, she cautions that the excited states of the atoms may not last long enough to be useful in an actual quantum device.

The research is published in Physical Review Letters. [16]

### Quantum processor for single photons

"Nothing is impossible!" In line with this motto, physicists from the Quantum Dynamics Division of Professor Gerhard Rempe (director at the Max Planck Institute of Quantum Optics) managed to realise a quantum logic gate in which two light quanta are the main actors. The difficulty of such an endeavour is that photons usually do not interact at all but pass each other undisturbed. This makes them ideal for the transmission of quantum information, but less suited for its processing. The scientists overcame this steep hurdle by bringing an ancillary third particle into play: a single atom trapped inside an optical resonator that takes on the role of a mediator. "The distinct feature of our gate implementation is that the interaction between the photons is deterministic", explains

Dr. Stephan Ritter. "This is essential for future, more complex applications like scalable quantum computers or global quantum networks."

In all modern computers, data processing is based on information being binary-coded and then processed using logical operations. This is done using so-called logic gates which assign predefined output values to each input via deterministic protocols. Likewise, for the information processing in quantum computers, quantum logic gates are the key elements. To realise a universal quantum computer, it is necessary that every input quantum bit can cause a maximal change of the other quantum bits. The practical difficulty lies in the special nature of quantum information: in contrast to classical bits, it cannot be copied. Therefore, classical methods for error correction cannot be applied, and the gate must function for every single photon that carries information.

Because of the special importance of photons as information carriers – for example, for communicating quantum information in extended quantum networks – the realisation of a deterministic photon-photon gate has been a long-standing goal. One of several possibilities to encode photonic quantum bits is the use of polarisation states of single photons. Then the states "0" and "1" of a classical bit correspond to two orthogonal polarisation states. In the two-photon gate, the polarisation of each photon can influence the polarisation of the other photon. As in the classical logic gate it is specified beforehand which input polarisation leads to which output polarisation. For example, a linear polarisation of the second photon is rotated by  $90^\circ$  if the first one is in the logic state "1", and remains unchanged if the first one is in "0". In contrast to classical logic gates, which would be fully specified by such a description, a quantum gate can take on an infinite number of possible input states. The quantum logic gate has to create the correct combination of output states for each one of these.

In the experiment presented here two independently polarised photons impinge, in quick succession, onto a resonator which is made of two high-reflectivity mirrors.

Inside a single rubidium atom is trapped forming a strongly coupled system with the resonator. The resonator amplifies the light field of the impinging photon at the position of the atom enabling a direct atom-photon interaction. As a result, the atomic state gets manipulated by the photon just as it is being reflected from the mirror. This change is sensed by the second photon when it arrives at the mirror shortly thereafter.

After their reflection, both photons are stored in a 1.2-kilometre-long optical fibre for some microseconds. Meanwhile, the atomic state is measured. A rotation of the first photon's polarisation conditioned on the outcome of the measurement enables the back action of the second photon on the first one. "The two photons are never at the same place at the same time and thus they do not see each other directly. Nevertheless, we achieve a maximal interaction between them", explains Bastian Hacker, PhD student at the experiment.

The scientists could prove experimentally that – depending on the choice of the photons' polarisations – either the first photon affects the second or vice versa. To this end, they measured the polarisation states of the two outgoing photons for different input states. From these, they generated "truth tables" which correspond to the expected gate operations and thus demonstrate the diverse operational modes of the photon-photon gate.

The case when the input polarisation of the two photons is chosen such that they influence each other is of particular interest: Here the two outgoing photons form an entangled pair. "The possibility to generate entanglement fundamentally distinguishes a quantum gate from its classical counterpart. One of the applications of entangled photons is in the teleportation of quantum states", explains Stephan Welte, PhD student at the experiment.

The scientists envision that the new photon-photon gate could pave the way towards all-optical quantum information processing. "The distribution of photons via an optical quantum network would allow linking any number of network nodes and thus enable the setup of a scalable optical quantum computer in which the photon-photon gate plays the role of a central processing unit (CPU)", explains Professor Gerhard Rempe. [15]

## **The path to perfection: Quantum dots in electrically-controlled cavities yield bright, nearly identical photons**

Optical quantum technologies are based on the interactions of atoms and photons at the singleparticle level, and so require sources of single photons that are highly indistinguishable – that is, as identical as possible. Current single-photon sources using semiconductor quantum dots inserted into photonic structures produce photons that are ultrabright but have limited indistinguishability due to charge noise, which results in a fluctuating electric field. Conversely, parametric down conversion sources yield photons that while being highly indistinguishable have very low brightness. Recently, however, scientists at CNRS - Université Paris-Saclay, Marcoussis, France; Université Paris Diderot, Paris, France; University of Queensland, Brisbane, Australia; and Université Grenoble Alpes, CNRS, Institut Néel, Grenoble, France; have developed devices made of quantum dots in electricallycontrolled cavities that provide large numbers of highly indistinguishable photons with strongly reduced charge noise that are 20 times brighter than any source of equal quality. The researchers state that by demonstrating efficient generation of a pure single photon with near-unity indistinguishability, their novel approach promises significant advances in optical quantum technology complexity and scalability.

Dr. Pascale Senellart and Phys.org discussed the paper, Near-optimal single-photon sources in the solid state, that she and her colleagues published in Nature Photonics, which reports the design and fabrication of the first optoelectronic devices made of quantum dots in electrically controlled cavities that provide bright source generating near-unity indistinguishability and pure single photons. "The ideal single photon source is a device that produces light pulses, each of them containing exactly one, and no more than one, photon. Moreover, all the photons should be identical in spatial shape, wavelength, polarization, and a spectrum that is the Fourier transform of its temporal profile," Senellart tells Phys.org. "As a result, to obtain near optimal single photon sources in an optoelectronic device, we had to solve many scientific and technological challenges, leading to an achievement that is the result of more than seven years of research."

While quantum dots can be considered artificial atoms that therefore emit photons one by one, she explains, due to the high refractive index of any semiconductor device, most single photons emitted by the quantum dot do not exit the semiconductor and therefore cannot be used. "We solved this problem by coupling the quantum dot to a microcavity in order to engineer the electromagnetic field around the emitter and force it to emit in a well-defined mode of the optical

field," Senellart points out. "To do so, we need to position the quantum dot with nanometer-scale accuracy in the microcavity."

Senellart notes that this is the first challenge that the researchers had to address since targeting the issue of quantum dots growing with random spatial positions.

"Our team solved this issue in 2008<sup>1</sup> by proposing a new technology, in-situ lithography, which allows measuring the quantum dot position optically and drawing a pillar cavity around it. With this technique, we can position a single quantum dot with 50 nm accuracy at the center of a micronsized pillar." In these cavities, two distributed Bragg reflectors confine the optical field in the vertical direction, and the contrast of the index of refraction between the air and the semiconductor provides the lateral confinement of the light. "Prior to this technology, the fabrication yield of quantum dot cavity devices was in the 10<sup>-4</sup> – but today it is larger than 50%." The scientists used this technique to demonstrate the fabrication of bright single photon sources in 2013<sup>2</sup>, showing that the device can generate light pulses containing a single photon with a probability of 80% – but while all photons had the same spatial shape and wavelength, they were not perfectly identical.

"Indeed, for the photons to be fully indistinguishable, the emitter should be highly isolated from any source of decoherence induced by the solid-state environment.

However, our study showed that collisions of the carriers with phonons and fluctuation of charges around the quantum dot were the main limitations." To solve this problem, the scientists added an electrical control to the device, such that the application of an electric field stabilized the charges around the quantum dot by sweeping out any free charge. This in turn removed the noise. Moreover, she adds, this electrical control allows tuning the quantum dot wavelength – a process that was previously done by increasing temperature at the expense of increasing vibration.

"I'd like to underline here that the technology described above is unique worldwide," Senellart stresses. "Our group is the only one with such full control of all of the quantum dot properties. That is, we control emission wavelength, emission lifetime and coupling to the environment, all in a fully deterministic and scalable way."

Specifically, implementing control of the charge environment for quantum dots in connected pillar cavities, and applying an electric field on a cavity structure optimally coupled to a quantum dot, required significant attention. "We had strong indications back in 2013 that the indistinguishability of our photons was limited by some charge fluctuations around the quantum dot: Even in the highest-quality semiconductors, charges bound to defects fluctuate and create a fluctuating electric field<sup>3</sup>. In the meantime, several colleagues were observing very low charge noise in structures where an electric field was applied to the quantum dot – but this was not combined with a cavity structure." The challenge, Senellart explains, was to define a metallic contact on a microcavity (which is typically a cylinder with a diameter of 2-3 microns) without covering the pillar's top surface.

"We solved this problem by proposing a new kind of cavity – that is, we showed that we can actually connect the cylinder to a bigger frame using some one-dimensional bridges without modifying too much the confinement of the optical field." This geometry, which the researchers

call connected pillars, allows having the same optical confinement as an isolated pillar while defining the metallic contact far from the pillar itself. Senellart says that the connected pillars geometry was the key to both controlling the quantum wavelength of dot and efficiently collecting its emission<sup>4</sup>.

In demonstrating the efficient generation of a pure single photon with near-unity indistinguishability, Senellart continues, the researchers had one last step – combining high photon extraction efficiency and perfect indistinguishability – which they did by implementing a resonant excitation scheme of the quantum dot. "In 2013, Prof. Chao-Yang Lu's team in Hefei, China showed that one could obtain photons with 96% indistinguishability by exciting the quantum dot state in a strictly resonant way<sup>5</sup>. Their result was beautiful, but again, not combined with an efficient extraction of the photons. The experimental challenge here is to suppress the scattered light from the laser and collect only the single photons radiated by the quantum dot."

Senellart adds that while removing scattered photons when transmitting light in processed microstructures is typically complicated, in their case this step was straightforward. "Because the quantum dot is inserted in a cavity, the probability of the incident laser light to interact with the quantum dot is actually very high. It turns out that we send only a few photons – that is, less than 10 – on the device to have the quantum dot emitting one photon. This beautiful efficiency, also demonstrated in the excitation process, which we report in another paper<sup>6</sup>, made this step quite easy."

The devices reported in the paper have a number of implications for future technologies, one being the ability to achieve strongly-reduced charge noise by applying an electrical bias. "Charge noise has been extensively investigated in quantum dot structures," Senellart says, "especially by Richard Warburton's group."

Warburton and his team demonstrated that in the best quantum dot samples, the charge noise could take place on a time scale of few microseconds – which is actually very good, since the quantum dot emission lifetime is around 1 nanosecond<sup>7</sup>. However, this was no longer the case in etched structures, where a strong charge noise is always measured on very short time scale – less than 1 ns – that prevents the photon from being indistinguishable. "I think the idea we had – that this problem would be solved by applying an electric field – was an important one," Senellart notes. "The time scale of this charge noise does not only determine the degree of indistinguishability of the photons, it also determines how many indistinguishable photon one can generate with the same device. Therefore, this number will determine the complexity of any quantum computation or simulation scheme one can implement." Senellart adds that in a follow-up study<sup>7</sup> the scientists generated long streams of photons that can contain more than 200 being indistinguishable by more than 88%.

In addressing how these de novo devices may lead to new levels of complexity and scalability in optical quantum technologies, Senellart first discusses the historical sources used develop optical quantum technologies. She makes the point that all previous implementations of optical quantum simulation or computing have been implemented using Spontaneous Parametric Down Conversion (SPDC) sources, in which pairs of photons are generated by the nonlinear interaction of a laser on a nonlinear crystal, wherein one photon of the pair is detected to announce the presence of the other photon. This so-called heralded source can present strongly indistinguishable photons, but

only at the cost of extremely low brightness. "Indeed, the difficulty here is that the one pulse does not contain a single pair only, but some of the time several pairs," Senellart explains. "To reduce the probability of having several pairs generated that would degrade the fidelity of a quantum simulation, calculation or the security of a quantum communication, the sources are strongly attenuated, to the point where the probability of having one pair in a pulse is below 1%. Nevertheless, with these sources, the quantum optics community has demonstrated many beautiful proofs of concept of optical quantum technologies, including long-distance teleportation, quantum computing of simple chemical or physical systems, and quantum simulations like BosonSampling." (A BosonSampling device is a quantum machine expected to perform tasks intractable for a classical computer, yet requiring minimal non-classical resources compared to full-scale quantum computers.) "Yet, the low efficiency of these sources limits the manipulation to low photon numbers: It takes typically hundreds of hours to manipulate three photons, and the measurement time increases exponentially with the number of photons. Obviously, with the possibility to generate more many indistinguishable photons with an efficiency more than one order of magnitude greater than SPDC sources, our devices have the potential to bring optical quantum technologies to a whole new level."

Other potential applications of the newly-demonstrated devices will focus on meeting near-future challenges in optical quantum technologies, including scalability of photonic quantum computers and intermediate quantum computing tasks. "The sources presented here can be used immediately to implement quantum computing and intermediate quantum computing tasks. Actually, very recently – in the first demonstration of the superiority of our new single photon sources – our colleagues in Brisbane made use of such bright indistinguishable quantum dot-based single photon sources to demonstrate a three photon BosonSampling experiment<sup>8</sup>, where the solid-state multiphoton source was one to two orders-of-magnitude more efficient than downconversion sources, allowing to complete the experiment faster than those performed with SPDC sources. Moreover, this is a first step; we'll progressively increase the number of manipulated photons, in both quantum simulation and quantum computing tasks."

Another target area is quantum communications transfer rate. "Such bright single photon sources could also drastically change the rate of quantum communication protocols that are currently using attenuated laser sources or SPDC sources. Yet, right now, our sources operate at 930 nm when 1.3  $\mu\text{m}$  or 1.55  $\mu\text{m}$  sources are needed for long distance communications. Our technique can be transferred to the 1.3  $\mu\text{m}$  range, a range at which single photon emission has been successfully demonstrated – in particular by the Toshiba research group – slightly changing the quantum dot material. Reaching the 1.55  $\mu\text{m}$  range will be more challenging using quantum dots, as it appears that the single photon emission is difficult to obtain at this wavelength. Nevertheless, there's a very promising alternative possibility: the use of a 900 nm bright source, like the one we report here, to perform quantum frequency conversion of the single photons. Such efficient frequency conversion of single photons has recently been demonstrated, for example, in the lab of Prof. Yoshie Yamamoto at Stanford<sup>9</sup>."

Regarding future research, Senellart says "There are many things to do from this point. On the technology side, we will try to improve our devices by further increasing the source brightness. For that, a new excitation scheme will be implemented to excite the device from the side, as was done by Prof. Valia Voliotis and her colleagues on the Nanostructures and Quantum Systems team at



Pierre and Marie Curie University in Paris and Prof. Glenn Solomon's group at the National Institute of Standards and Technology (NIST) in Gaithersburg, Maryland. Applying this technique to our cavities should allow gaining another factor of four on source brightness. In addition, operating at another wavelength would be another important feature for our devices, since as discussed above, this would allow using the source for quantum telecommunication. For example, a shorter wavelength, in the visible/near infrared range, would open new possibilities to interconnect various quantum systems, including ions or atoms through their interaction with photons, as well as applications in quantum imaging and related fields."

The researchers also want to profit from the full potential of these sources and head to high photon number manipulation in, for instance, quantum simulation schemes. "We're aiming at performing BosonSampling measurements with 20-30 photons, with the objective of testing the extended Church Turing thesis and proving the superiority of a quantum computer over a classical one." The original Church Turing thesis, based on investigations of Alonzo Church and Alan Turing into computable functions, states that, ignoring resource limitations, a function on the natural numbers is computable by a human being following an algorithm, if and only if it is computable by a Turing machine.

Another promising impact on future optical quantum technologies is the generation of entangled photon pairs. "A quantum dot can also generate entangled photon pairs, and in 2010 we demonstrated that we could use the in situ lithography to obtain the brightest source of entangled photon pairs<sup>10</sup>. That being said, photon indistinguishability needs to be combined with high pair brightness – and this is the next challenge we plan to tackle. Such a device would play an important role in developing quantum relays for long distance communication and quantum computing tasks."

Senellart tells Phys.org that other areas of research might well benefit from their findings, in that devices similar to the one the scientists developed to fabricate single photon sources could also provide nonlinearities at the low photon count scale. This capability could in turn allow the implementation of deterministic quantum gates, a new optical quantum computing paradigm in which reversible quantum logic gates – for example, Toffoli or CNOT (controlled NOT) gates– can simulate irreversible classical logic gates, thereby allowing quantum computers to perform any computation which can be performed by a classical deterministic computer. "Single photons can also be used to probe the mechanical modes of mechanical resonator and develop quantum sensing with macroscopic objects. Other applications," she concludes, "could benefit from the possibility to have very efficient single photon sources, such as an imaging system with single photon sources that could allow dramatically increased imaging sensitivity. Such technique could have applications in biology where the lower the photon flux, the better for exploring in vivo samples." [14]

## **Team demonstrates large-scale technique to produce quantum dots**

A method to produce significant amounts of semiconducting nanoparticles for light-emitting displays, sensors, solar panels and biomedical applications has gained momentum with a demonstration by researchers at the Department of Energy's Oak Ridge National Laboratory.

While zinc sulfide nanoparticles - a type of quantum dot that is a semiconductor - have many potential applications, high cost and limited availability have been obstacles to their widespread use. That could change, however, because of a scalable ORNL technique outlined in a paper published in *Applied Microbiology and Biotechnology*.

Unlike conventional inorganic approaches that use expensive precursors, toxic chemicals, high temperatures and high pressures, a team led by ORNL's Ji-Won Moon used bacteria fed by inexpensive sugar at a temperature of 150 degrees Fahrenheit in 25- and 250-gallon reactors. Ultimately, the team produced about three-fourths of a pound of zinc sulfide nanoparticles - without process optimization, leaving room for even higher yields.

The ORNL biomanufacturing technique is based on a platform technology that can also produce nanometer-size semiconducting materials as well as magnetic, photovoltaic, catalytic and phosphor materials. Unlike most biological synthesis technologies that occur inside the cell, ORNL's biomanufactured quantum dot synthesis occurs outside of the cells. As a result, the nanomaterials are produced as loose particles that are easy to separate through simple washing and centrifuging.

The results are encouraging, according to Moon, who also noted that the ORNL approach reduces production costs by approximately 90 percent compared to other methods.

"Since biomanufacturing can control the quantum dot diameter, it is possible to produce a wide range of specifically tuned semiconducting nanomaterials, making them attractive for a variety of applications that include electronics, displays, solar cells, computer memory, energy storage, printed electronics and bio-imaging," Moon said.

Successful biomanufacturing of light-emitting or semiconducting nanoparticles requires the ability to control material synthesis at the nanometer scale with sufficiently high reliability, reproducibility and yield to be cost effective. With the ORNL approach, Moon said that goal has been achieved.

Researchers envision their quantum dots being used initially in buffer layers of photovoltaic cells and other thin film-based devices that can benefit from their electro-optical properties as light-emitting materials. [13]

## **Superfast light source made from artificial atom**

All light sources work by absorbing energy – for example, from an electric current – and emit energy as light. But the energy can also be lost as heat and it is therefore important that the light sources emit the light as quickly as possible, before the energy is lost as heat. Superfast light sources can be used, for example, in laser lights, LED lights and in single-photon light sources for quantum technology. New research results from the Niels Bohr Institute show that light sources can be made much faster by using a principle that was predicted theoretically in 1954. The results are published in the scientific journal, *Physical Review Letters*.

Researchers at the Niels Bohr Institute are working with quantum dots, which are a kind of artificial atom that can be incorporated into optical chips. In a quantum dot, an electron can be excited (i.e. jump up), for example, by shining a light on it with a laser and the electron leaves a 'hole'. The

stronger the interaction between light and matter, the faster the electron decays back into the hole and the faster the light is emitted.

But the interaction between light and matter is naturally very weak and it makes the light sources very slow to emit light and this can reduce energy efficiency.

Already in 1954, the physicist Robert Dicke predicted that the interaction between light and matter could be increased by having a number of atoms that 'share' the excited state in a quantum superposition.

### **Quantum speed up**

Demonstrating this effect has been challenging so far because the atoms either come so close together that they bump into each other or they are so far apart that the quantum speed up does not work. Researchers at the Niels Bohr Institute have now finally demonstrated the effect experimentally, but in an entirely different physical system than Dicke had in mind. They have shown this so-called superradiance for photons emitted from a single quantum dot.

"We have developed a quantum dot so that it behaves as if it was comprised of five quantum dots, which means that the light is five times stronger. This is due to the attraction between the electron and the hole. But what is special is that the quantum dot still only emits a single photon at a time. It is an outstanding single-photon source," says Søren Stobbe, who is an associate professor in the Quantum Photonic research group at the Niels Bohr Institute at the University of Copenhagen and led the project. The experiment was carried out in collaboration with Professor David Ritchie's research group at the University of Cambridge, who have made the quantum dots.

Petru Tighineanu, a postdoc in the Quantum Photonics research group at the Niels Bohr Institute, has carried out the experiments and he explains the effect as such, that the atoms are very small and light is very 'big' because of its long wavelength, so the light almost cannot 'see' the atoms – like a lorry that is driving on a road and does not notice a small pebble. But if many pebbles become a larger stone, the lorry will be able to register it and then the interaction becomes much more dramatic. In the same way, light interacts much more strongly with the quantum dot if the quantum dot contains the special superradiant quantum state, which makes it look much bigger.

### **Increasing the light-matter interaction**

"The increased light-matter interaction makes the quantum dots more robust in regards to the disturbances that are found in all materials, for example, acoustic oscillations. It helps to make the photons more uniform and is important for how large you can build future quantum computers," says Søren Stobbe.

He adds that it is actually the temperature, which is only a few degrees above absolute zero, that limits how fast the light emissions can remain in their current experiments. In the long term, they will study the quantum dots at even lower temperatures, where the effects could be very dramatic.

[12]

## Single-photon source is efficient and indistinguishable

Devices that emit one – and only one – photon on demand play a central role in light-based quantum-information systems. Each photon must also be emitted in the same quantum state, which makes each photon indistinguishable from all the others. This is important because the quantum state of the photon is used to carry a quantum bit (qubit) of information.

Quantum dots are tiny pieces of semiconductor that show great promise as single-photon sources. When a laser pulse is fired at a quantum dot, an electron is excited between two distinct energy levels. The excited state then decays to create a single photon with a very specific energy. However, this process can involve other electron excitations that result in the emission of photons with a wide range of energies – photons that are therefore not indistinguishable.

### Exciting dots

This problem can be solved by exciting the quantum dot with a pulse of light at the same energy as the emitted photon. This is called resonance fluorescence, and has been used to create devices that are very good at producing indistinguishable single photons. However, this process is inefficient, and only produces a photon about 6% of the time.

Now, Chaoyang Lu, Jian-Wei Pan and colleagues at the University of Science and Technology of China have joined forces with researchers in Denmark, Germany and the UK to create a resonancefluorescence-based source that emits a photon 66% of the time when it is prompted by a laser pulse.

Of these photons, 99.1% are solo and 98.5% are in indistinguishable quantum states – with both figures of merit being suitable for applications in quantum-information systems.

Lu told physicsworld.com that nearly all of the laser pulses that strike the source produce a photon, but about 34% of these photons are unable to escape the device. The device was operated at a laser-pulse frequency of 81 MHz and a pulse power of 24 nW, which is a much lower power requirement than other quantum-dot-based sources.

### Quantum sandwich

The factor-of-ten improvement in efficiency was achieved by sandwiching a quantum dot in the centre of a "micropillar" created by stacking 40 disc-like layers (see figure). Each layer is a "distributed Bragg reflector", which is a pair of mirrors that together have a thickness of one quarter the wavelength of the emitted photons.

The micropillar is about 2.5  $\mu\text{m}$  in diameter and about 10  $\mu\text{m}$  tall, and it allowed the team to harness the "Purcell effect", whereby the rate of fluorescence is increased significantly when the emitter is placed in a resonant cavity.

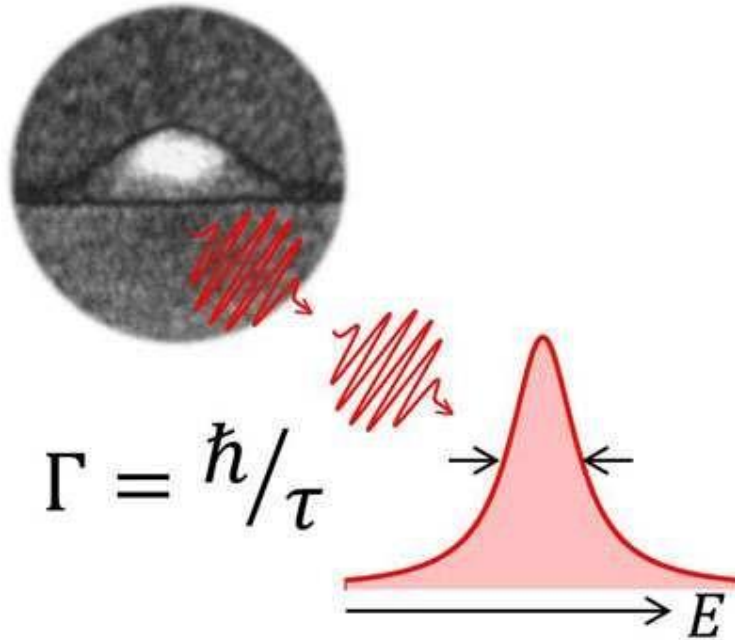
Lu says that the team is already thinking about how the photon sources could be used to perform boson sampling (see "'Boson sampling' offers shortcut to quantum computing"). This involves a network of beam splitters that converts one set of photons arriving at a number of parallel input ports into a second set leaving via a number of parallel outputs. The "result" of the computation is the probability that a certain input configuration will lead to a certain output. This result cannot be easily calculated using a conventional computer, and this has led some physicists to suggest that

boson sampling could be used to solve practical problems that would take classical computers vast amounts of time to solve.

Other possible applications for the source are the quantum teleportation of three properties of a quantum system – the current record is two properties and is held by Lu and Pan – or quantum cryptography.

The research is described in Physical Review Letters. [11]

## Semiconductor quantum dots as ideal single-photon source



A single-photon source never emits two or more photons at the same time. Single photons are important in the field of quantum information technology where, for example, they are used in quantum computers. Alongside the brightness and robustness of the light source, the indistinguishability of the photons is especially crucial. In particular, this means that all photons must be the same color. Creating such a source of identical single photons has proven very difficult in the past.

However, quantum dots made of semiconductor materials are offering new hope. A quantum dot is a collection of a few hundred thousand atoms that can form itself into a semiconductor under certain conditions. Single electrons can be captured in these quantum dots and locked into a very small area. An individual photon is emitted when an engineered quantum state collapses.

### Noise in the semiconductor

A team of scientists led by Dr. Andreas Kuhlmann and Prof. Richard J. Warburton from the University of Basel have already shown in past publications that the indistinguishability of the photons is reduced by the fluctuating nuclear spin of the quantum dot atoms. For the first time ever, the scientists have managed to control the nuclear spin to such an extent that even photons sent out at very large intervals are the same color.

Quantum cryptography and quantum communication are two potential areas of application for single-photon sources. These technologies could make it possible to perform calculations that are far beyond the capabilities of today's computers. [10]

## How to Win at Bridge Using Quantum Physics

Contract bridge is the chess of card games. You might know it as some stuffy old game your grandparents play, but it requires major brainpower, and preferably an obsession with rules and strategy. So how to make it even geekier? Throw in some quantum mechanics to try to gain a competitive advantage. The idea here is to use the quantum magic of entangled photons—which are essentially twins, sharing every property—to transmit two bits of information to your bridge partner for the price of one. Understanding how to do this is not an easy task, but it will help elucidate some basic building blocks of quantum information theory. It's also kind of fun to consider whether or not such tactics could ever be allowed in professional sports. [6]

## Quantum Information

In quantum mechanics, quantum information is physical information that is held in the "state" of a quantum system. The most popular unit of quantum information is the qubit, a two-level quantum system. However, unlike classical digital states (which are discrete), a two-state quantum system can actually be in a superposition of the two states at any given time.

Quantum information differs from classical information in several respects, among which we note the following:

However, despite this, the amount of information that can be retrieved in a single qubit is equal to one bit. It is in the processing of information (quantum computation) that a difference occurs.

The ability to manipulate quantum information enables us to perform tasks that would be unachievable in a classical context, such as unconditionally secure transmission of information. Quantum information processing is the most general field that is concerned with quantum information. There are certain tasks which classical computers cannot perform "efficiently" (that is, in polynomial time) according to any known algorithm. However, a quantum computer can compute the answer to some of these problems in polynomial time; one well-known example of this is Shor's factoring algorithm. Other algorithms can speed up a task less dramatically - for example, Grover's search algorithm which gives a quadratic speed-up over the best possible classical algorithm.

Quantum information, and changes in quantum information, can be quantitatively measured by using an analogue of Shannon entropy. Given a statistical ensemble of quantum mechanical systems with the density matrix  $S$ , it is given by.

Many of the same entropy measures in classical information theory can also be generalized to the quantum case, such as the conditional quantum entropy. [7]

## Heralded Qubit Transfer

Optical photons would be ideal carriers to transfer quantum information over large distances. Researchers envisage a network where information is processed in certain nodes and transferred between them via photons. However, inherent losses in long-distance networks mean that the information transfer is subject to probabilistic errors, making it hard to know whether the transfer of a qubit of information has been successful. Now Gerhard Rempe and colleagues from the Max Planck Institute for Quantum Optics in Germany have developed a new protocol that solves this problem through a strategy that “heralds” the accurate transfer of quantum information at a network node.

The method developed by the researchers involves transferring a photonic qubit to an atomic qubit trapped inside an optical cavity. The photon-atom quantum information transfer is initiated via a quantum “logic-gate” operation, performed by reflecting the photon from the atom-cavity system, which creates an entangled atom-photon state. The detection of the reflected photon then collapses the atom into a definite state. This state can be one of two possibilities, depending on the photonic state detected: Either the atom is in the initial qubit state encoded in the photon and the transfer process is complete, or the atom is in a rotated version of this state. The authors were able to show that the roles of the atom and photon could be reversed. Their method could thus be used as a quantum memory that stores (photon-to-atom state transfer) and recreates (atom-to-photon state transfer) a single-photon polarization qubit. [9]

## Quantum Teleportation

Quantum teleportation is a process by which quantum information (e.g. the exact state of an atom or photon) can be transmitted (exactly, in principle) from one location to another, with the help of classical communication and previously shared quantum entanglement between the sending and receiving location. Because it depends on classical communication, which can proceed no faster than the speed of light, it cannot be used for superluminal transport or communication of classical bits. It also cannot be used to make copies of a system, as this violates the no-cloning theorem. Although the name is inspired by the teleportation commonly used in fiction, current technology provides no possibility of anything resembling the fictional form of teleportation. While it is possible to teleport one or more qubits of information between two (entangled) atoms, this has not yet been achieved between molecules or anything larger. One may think of teleportation either as a kind of transportation, or as a kind of communication; it provides a way of transporting a qubit from one location to another, without having to move a physical particle along with it.

The seminal paper first expounding the idea was published by C. H. Bennett, G. Brassard, C. Crépeau, R. Jozsa, A. Peres and W. K. Wootters in 1993. Since then, quantum teleportation has been realized in various physical systems. Presently, the record distance for quantum teleportation is 143 km (89 mi) with photons, and 21 m with material systems. In August 2013, the achievement of “fully deterministic” quantum teleportation, using a hybrid technique, was reported. On 29 May 2014, scientists announced a reliable way of transferring data by quantum teleportation. Quantum teleportation of data had been done before but with highly unreliable methods. [8]



## Quantum Computing

A team of electrical engineers at UNSW Australia has observed the unique quantum behavior of a pair of spins in silicon and designed a new method to use them for "2-bit" quantum logic operations.

These milestones bring researchers a step closer to building a quantum computer, which promises dramatic data processing improvements.

Quantum bits, or qubits, are the building blocks of quantum computers. While many ways to create a qubits exist, the Australian team has focused on the use of single atoms of phosphorus, embedded inside a silicon chip similar to those used in normal computers.

The first author on the experimental work, PhD student Juan Pablo Dehollain, recalls the first time he realized what he was looking at.

"We clearly saw these two distinct quantum states, but they behaved very differently from what we were used to with a single atom. We had a real 'Eureka!' moment when we realized what was happening – we were seeing in real time the `entangled' quantum states of a pair of atoms." [5]

## Quantum Entanglement

Measurements of physical properties such as position, momentum, spin, polarization, etc. performed on entangled particles are found to be appropriately correlated. For example, if a pair of particles is generated in such a way that their total spin is known to be zero, and one particle is found to have clockwise spin on a certain axis, then the spin of the other particle, measured on the same axis, will be found to be counterclockwise. Because of the nature of quantum measurement, however, this behavior gives rise to effects that can appear paradoxical: any measurement of a property of a particle can be seen as acting on that particle (e.g. by collapsing a number of superimposed states); and in the case of entangled particles, such action must be on the entangled system as a whole. It thus appears that one particle of an entangled pair "knows" what measurement has been performed on the other, and with what outcome, even though there is no known means for such information to be communicated between the particles, which at the time of measurement may be separated by arbitrarily large distances. [4]

## The Bridge

The accelerating electrons explain not only the Maxwell Equations and the Special Relativity, but the Heisenberg Uncertainty Relation, the wave particle duality and the electron's spin also, building the bridge between the Classical and Quantum Theories. [1]

## Accelerating charges

The moving charges are self maintain the electromagnetic field locally, causing their movement and this is the result of their acceleration under the force of this field. In the classical physics the charges will distributed along the electric current so that the electric potential lowering along the current, by linearly increasing the way they take every next time period because this accelerated

motion. The same thing happens on the atomic scale giving a  $\Delta p$  impulse difference and a  $\Delta x$  way difference between the different part of the not point like particles.

### Relativistic effect

Another bridge between the classical and quantum mechanics in the realm of relativity is that the charge distribution is lowering in the reference frame of the accelerating charges linearly:  $ds/dt = at$  (time coordinate), but in the reference frame of the current it is parabolic:  $s = a/2 t^2$  (geometric coordinate).

### Heisenberg Uncertainty Relation

In the atomic scale the Heisenberg uncertainty relation gives the same result, since the moving electron in the atom accelerating in the electric field of the proton, causing a charge distribution on  $\Delta x$  position difference and with a  $\Delta p$  momentum difference such a way that they product is about the half Planck reduced constant. For the proton this  $\Delta x$  much less in the nucleon, than in the orbit of the electron in the atom, the  $\Delta p$  is much higher because of the greater proton mass.

This means that the electron and proton are not point like particles, but has a real charge distribution.

### Wave – Particle Duality

The accelerating electrons explains the wave – particle duality of the electrons and photons, since the elementary charges are distributed on  $\Delta x$  position with  $\Delta p$  impulse and creating a wave packet of the electron. The photon gives the electromagnetic particle of the mediating force of the electrons electromagnetic field with the same distribution of wavelengths.

### Atomic model

The constantly accelerating electron in the Hydrogen atom is moving on the equipotential line of the proton and it's kinetic and potential energy will be constant. Its energy will change only when it is changing its way to another equipotential line with another value of potential energy or getting free with enough kinetic energy. This means that the Rutherford-Bohr atomic model is right and only that changing acceleration of the electric charge causes radiation, not the steady acceleration. The steady acceleration of the charges only creates a centric parabolic steady electric field around the charge, the magnetic field. This gives the magnetic moment of the atoms, summing up the proton and electron magnetic moments caused by their circular motions and spins.

### The Relativistic Bridge

Commonly accepted idea that the relativistic effect on the particle physics it is the fermions' spin - another unresolved problem in the classical concepts. If the electric charges can move only with

accelerated motions in the self maintaining electromagnetic field, once upon a time they would reach the velocity of the electromagnetic field. The resolution of this problem is the spinning particle, constantly accelerating and not reaching the velocity of light because the acceleration is radial. One origin of the Quantum Physics is the Planck Distribution Law of the electromagnetic oscillators, giving equal intensity for 2 different wavelengths on any temperature. Any of these two wavelengths will give equal intensity diffraction patterns, building different asymmetric constructions, for example proton - electron structures (atoms), molecules, etc. Since the particles are centers of diffraction patterns they also have particle – wave duality as the electromagnetic waves have. [2]

## The weak interaction

The weak interaction transforms an electric charge in the diffraction pattern from one side to the other side, causing an electric dipole momentum change, which violates the CP and time reversal symmetry. The Electroweak Interaction shows that the Weak Interaction is basically electromagnetic in nature. The arrow of time shows the entropy grows by changing the temperature dependent diffraction patterns of the electromagnetic oscillators.

Another important issue of the quark model is when one quark changes its flavor such that a linear oscillation transforms into plane oscillation or vice versa, changing the charge value with 1 or -1. This kind of change in the oscillation mode requires not only parity change, but also charge and time changes (CPT symmetry) resulting a right handed anti-neutrino or a left handed neutrino.

The right handed anti-neutrino and the left handed neutrino exist only because changing back the quark flavor could happen only in reverse, because they are different geometrical constructions, the u is 2 dimensional and positively charged and the d is 1 dimensional and negatively charged. It needs also a time reversal, because anti particle (anti neutrino) is involved.

The neutrino is a 1/2 spin creator particle to make equal the spins of the weak interaction, for example neutron decay to 2 fermions, every particle is fermions with  $\frac{1}{2}$  spin. The weak interaction changes the entropy since more or less particles will give more or less freedom of movement. The entropy change is a result of temperature change and breaks the equality of oscillator diffraction intensity of the Maxwell–Boltzmann statistics. This way it changes the time coordinate measure and makes possible a different time dilation as of the special relativity.

The limit of the velocity of particles as the speed of light appropriate only for electrical charged particles, since the accelerated charges are self maintaining locally the accelerating electric force. The neutrinos are CP symmetry breaking particles compensated by time in the CPT symmetry, that is the time coordinate not works as in the electromagnetic interactions, consequently the speed of neutrinos is not limited by the speed of light.

The weak interaction T-asymmetry is in conjunction with the T-asymmetry of the second law of thermodynamics, meaning that locally lowering entropy (on extremely high temperature) causes the

weak interaction, for example the Hydrogen fusion.

Probably because it is a spin creating movement changing linear oscillation to 2 dimensional oscillation by changing d to u quark and creating anti neutrino going back in time relative to the proton and electron created from the neutron, it seems that the anti neutrino fastest then the velocity of the photons created also in this weak interaction?

A quark flavor changing shows that it is a reflection changes movement and the CP- and T-symmetry breaking!!! This flavor changing oscillation could prove that it could be also on higher level such as atoms, molecules, probably big biological significant molecules and responsible on the aging of the life.

Important to mention that the weak interaction is always contains particles and antiparticles, where the neutrinos (antineutrinos) present the opposite side. It means by Feynman's interpretation that these particles present the backward time and probably because this they seem to move faster than the speed of light in the reference frame of the other side.

Finally since the weak interaction is an electric dipole change with  $\frac{1}{2}$  spin creating; it is limited by the velocity of the electromagnetic wave, so the neutrino's velocity cannot exceed the velocity of light.

### **The General Weak Interaction**

The Weak Interactions T-asymmetry is in conjunction with the T-asymmetry of the Second Law of Thermodynamics, meaning that locally lowering entropy (on extremely high temperature) causes for example the Hydrogen fusion. The arrow of time by the Second Law of Thermodynamics shows the increasing entropy and decreasing information by the Weak Interaction, changing the temperature dependent diffraction patterns. A good example of this is the neutron decay, creating more particles with less known information about them.

The neutrino oscillation of the Weak Interaction shows that it is a general electric dipole change and it is possible to any other temperature dependent entropy and information changing diffraction pattern of atoms, molecules and even complicated biological living structures.

We can generalize the weak interaction on all of the decaying matter constructions, even on the biological too. This gives the limited lifetime for the biological constructions also by the arrow of time. There should be a new research space of the Quantum Information Science the 'general neutrino oscillation' for the greater than subatomic matter structures as an electric dipole change. There is also connection between statistical physics and evolutionary biology, since the arrow of time is working in the biological evolution also.

The Fluctuation Theorem says that there is a probability that entropy will flow in a direction opposite to that dictated by the Second Law of Thermodynamics. In this case the Information is growing that is the matter formulas are emerging from the chaos. So the Weak Interaction has two directions, samples for one direction is the Neutron decay, and Hydrogen fusion is the opposite direction.

## Fermions and Bosons

The fermions are the diffraction patterns of the bosons such a way that they are both sides of the same thing.

## Van Der Waals force

Named after the Dutch scientist Johannes Diderik van der Waals – who first proposed it in 1873 to explain the behaviour of gases – it is a very weak force that only becomes relevant when atoms and molecules are very close together. Fluctuations in the electronic cloud of an atom mean that it will have an instantaneous dipole moment. This can induce a dipole moment in a nearby atom, the result being an attractive dipole–dipole interaction.

## Electromagnetic inertia and mass

### Electromagnetic Induction

Since the magnetic induction creates a negative electric field as a result of the changing acceleration, it works as an electromagnetic inertia, causing an electromagnetic mass. [1]

### Relativistic change of mass

The increasing mass of the electric charges the result of the increasing inductive electric force acting against the accelerating force. The decreasing mass of the decreasing acceleration is the result of the inductive electric force acting against the decreasing force. This is the relativistic mass change explanation, especially importantly explaining the mass reduction in case of velocity decrease.

### The frequency dependence of mass

Since  $E = h\nu$  and  $E = mc^2$ ,  $m = h\nu/c^2$  that is the  $m$  depends only on the  $\nu$  frequency. It means that the mass of the proton and electron are electromagnetic and the result of the electromagnetic induction, caused by the changing acceleration of the spinning and moving charge! It could be that the  $m_0$  inertial mass is the result of the spin, since this is the only accelerating motion of the electric charge. Since the accelerating motion has different frequency for the electron in the atom and the proton, they masses are different, also as the wavelengths on both sides of the diffraction pattern, giving equal intensity of radiation.

### Electron – Proton mass rate

The Planck distribution law explains the different frequencies of the proton and electron, giving equal intensity to different lambda wavelengths! Also since the particles are diffraction patterns they have some closeness to each other – can be seen as a gravitational force. [2]

There is an asymmetry between the mass of the electric charges, for example proton and electron, can understood by the asymmetrical Planck Distribution Law. This temperature dependent energy distribution is asymmetric around the maximum intensity, where the annihilation of matter and antimatter is a high probability event. The asymmetric sides are creating different frequencies of electromagnetic radiations being in the same intensity level and compensating each other. One of these compensating ratios is the electron – proton mass ratio. The lower energy side has no compensating intensity level, it is the dark energy and the corresponding matter is the dark matter.

## Gravity from the point of view of quantum physics

### The Gravitational force

The gravitational attractive force is basically a magnetic force.

The same electric charges can attract one another by the magnetic force if they are moving parallel in the same direction. Since the electrically neutral matter is composed of negative and positive charges they need 2 photons to mediate this attractive force, one per charges. The Big Bang caused parallel moving of the matter gives this magnetic force, experienced as gravitational force.

Since graviton is a tensor field, it has spin = 2, could be 2 photons with spin = 1 together.

You can think about photons as virtual electron – positron pairs, obtaining the necessary virtual mass for gravity.

The mass as seen before a result of the diffraction, for example the proton – electron mass ratio  $M_p = 1840 m_e$ . In order to move one of these diffraction maximum (electron or proton) we need to intervene into the diffraction pattern with a force appropriate to the intensity of this diffraction maximum, means its intensity or mass.

The Big Bang caused acceleration created radial currents of the matter, and since the matter is composed of negative and positive charges, these currents are creating magnetic field and attracting forces between the parallel moving electric currents. This is the gravitational force experienced by the matter, and also the mass is result of the electromagnetic forces between the charged particles. The positive and negative charged currents attracts each other or by the magnetic forces or by the much stronger electrostatic forces!?

The gravitational force attracting the matter, causing concentration of the matter in a small space and leaving much space with low matter concentration: dark matter and energy.

There is an asymmetry between the mass of the electric charges, for example proton and electron, can understood by the asymmetrical Planck Distribution Law. This temperature dependent energy distribution is asymmetric around the maximum intensity, where the annihilation of matter and antimatter is a high probability event. The asymmetric sides are creating different frequencies of electromagnetic radiations being in the same intensity level and compensating each other. One of these compensating ratios is the electron – proton mass ratio. The lower energy side has no compensating intensity level, it is the dark energy and the corresponding matter is the dark matter.

### The Higgs boson

By March 2013, the particle had been proven to behave, interact and decay in many of the expected ways predicted by the Standard Model, and was also tentatively confirmed to have +

parity and zero spin, two fundamental criteria of a Higgs boson, making it also the first known scalar particle to be discovered in nature, although a number of other properties were not fully proven and some partial results do not yet precisely match those expected; in some cases data is also still awaited or being analyzed.

Since the Higgs boson is necessary to the W and Z bosons, the dipole change of the Weak interaction and the change in the magnetic effect caused gravitation must be conducted. The Wien law is also important to explain the Weak interaction, since it describes the  $T_{\max}$  change and the diffraction patterns change. [2]

## Higgs mechanism and Quantum Gravity

The magnetic induction creates a negative electric field, causing an electromagnetic inertia. Probably it is the mysterious Higgs field giving mass to the charged particles? We can think about the photon as an electron-positron pair, they have mass. The neutral particles are built from negative and positive charges, for example the neutron, decaying to proton and electron. The wave – particle duality makes sure that the particles are oscillating and creating magnetic induction as an inertial mass, explaining also the relativistic mass change. Higher frequency creates stronger magnetic induction, smaller frequency results lesser magnetic induction. It seems to me that the magnetic induction is the secret of the Higgs field.

In particle physics, the Higgs mechanism is a kind of mass generation mechanism, a process that gives mass to elementary particles. According to this theory, particles gain mass by interacting with the Higgs field that permeates all space. More precisely, the Higgs mechanism endows gauge bosons in a gauge theory with mass through absorption of Nambu–Goldstone bosons arising in spontaneous symmetry breaking.

The simplest implementation of the mechanism adds an extra Higgs field to the gauge theory. The spontaneous symmetry breaking of the underlying local symmetry triggers conversion of components of this Higgs field to Goldstone bosons which interact with (at least some of) the other fields in the theory, so as to produce mass terms for (at least some of) the gauge bosons. This mechanism may also leave behind elementary scalar (spin-0) particles, known as Higgs bosons.

In the Standard Model, the phrase "Higgs mechanism" refers specifically to the generation of masses for the  $W^{\pm}$ , and Z weak gauge bosons through electroweak symmetry breaking. The Large Hadron Collider at CERN announced results consistent with the Higgs particle on July 4, 2012 but stressed that further testing is needed to confirm the Standard Model.

## What is the Spin?

So we know already that the new particle has spin zero or spin two and we could tell which one if we could detect the polarizations of the photons produced. Unfortunately this is difficult and neither ATLAS nor CMS are able to measure polarizations. The only direct and sure way to confirm that the particle is indeed a scalar is to plot the angular distribution of the photons in the rest frame of the centre of mass. A spin zero particles like the Higgs carries no directional information away from the original collision so the distribution will be even in all directions. This test will be



possible when a much larger number of events have been observed. In the mean time we can settle for less certain indirect indicators.

## The Graviton

In physics, the graviton is a hypothetical elementary particle that mediates the force of gravitation in the framework of quantum field theory. If it exists, the graviton is expected to be massless (because the gravitational force appears to have unlimited range) and must be a spin-2 boson. The spin follows from the fact that the source of gravitation is the stress-energy tensor, a second-rank tensor (compared to electromagnetism's spin-1 photon, the source of which is the four-current, a first-rank tensor). Additionally, it can be shown that any massless spin-2 field would give rise to a force indistinguishable from gravitation, because a massless spin-2 field must couple to (interact with) the stress-energy tensor in the same way that the gravitational field does. This result suggests that, if a massless spin-2 particle is discovered, it must be the graviton, so that the only experimental verification needed for the graviton may simply be the discovery of a massless spin-2 particle. [3]

## Conclusions

The method developed by the researchers involves transferring a photonic qubit to an atomic qubit trapped inside an optical cavity. The photon-atom quantum information transfer is initiated via a quantum "logic-gate" operation, performed by reflecting the photon from the atom-cavity system, which creates an entangled atom-photon state. [9]

In August 2013, the achievement of "fully deterministic" quantum teleportation, using a hybrid technique, was reported. On 29 May 2014, scientists announced a reliable way of transferring data by quantum teleportation. Quantum teleportation of data had been done before but with highly unreliable methods. [8]

One of the most important conclusions is that the electric charges are moving in an accelerated way and even if their velocity is constant, they have an intrinsic acceleration anyway, the so called spin, since they need at least an intrinsic acceleration to make possible their movement .

The accelerated charges self-maintaining potential shows the locality of the relativity, working on the quantum level also. [1]

The bridge between the classical and quantum theory is based on this intrinsic acceleration of the spin, explaining also the Heisenberg Uncertainty Principle. The particle – wave duality of the electric charges and the photon makes certain that they are both sides of the same thing. The Secret of Quantum Entanglement that the particles are diffraction patterns of the electromagnetic waves and this way their quantum states every time is the result of the quantum state of the intermediate electromagnetic waves. [2]

The key breakthrough to arrive at this new idea to build qubits was to exploit the ability to control the nuclear spin of each atom. With that insight, the team has now conceived a unique way to use the nuclei as facilitators for the quantum logic operation between the electrons. [5]

Basing the gravitational force on the accelerating Universe caused magnetic force and the Planck Distribution Law of the electromagnetic waves caused diffraction gives us the basis to build a Unified Theory of the physical interactions also.

## References

- [1] The Magnetic field of the Electric current and the Magnetic induction  
[http://academia.edu/3833335/The Magnetic field of the Electric current](http://academia.edu/3833335/The_Magnetic_field_of_the_Electric_current)
- [2] 3 Dimensional String Theory [http://academia.edu/3834454/3 Dimensional String Theory](http://academia.edu/3834454/3_Dimensional_String_Theory)
- [3] Graviton Production By Two Photon and Electron-Photon Processes In Kaluza-Klein Theories With Large Extra Dimensions <http://arxiv.org/abs/hep-ph/9909392>
- [4] Quantum Entanglement [http://en.wikipedia.org/wiki/Quantum entanglement](http://en.wikipedia.org/wiki/Quantum_entanglement)
- [5] Pairing up single atoms in silicon for quantum computing <http://phys.org/news/2014-06-pairing-atoms-silicon-quantum.html#nwl>
- [6] How to Win at Bridge Using Quantum Physics <http://www.wired.com/2014/06/bridge-quantum-mechanics/>
- [7] Information Entropy-Theory of Physics [https://www.academia.edu/3836084/Information -  
\\_Entropy Theory of Physics](https://www.academia.edu/3836084/Information_-_Entropy_Theory_of_Physics)
- [8] Quantum Teleportation [http://en.wikipedia.org/wiki/Quantum teleportation](http://en.wikipedia.org/wiki/Quantum_teleportation)
- [9] Synopsis: Heralded Qubit Transfer [http://physics.aps.org/synopsis-  
for/10.1103/PhysRevLett.114.220501](http://physics.aps.org/synopsis-for/10.1103/PhysRevLett.114.220501)
- [10] Semiconductor quantum dots as ideal single-photon source  
<http://www.nanowerk.com/nanotechnology-news/newsid=41243.php>
- [11] Single-photon source is efficient and indistinguishable  
[http://physicsworld.com/cws/article/news/2016/jan/29/single-photon-source-is-efficient-  
andindistinguishable](http://physicsworld.com/cws/article/news/2016/jan/29/single-photon-source-is-efficient-andindistinguishable)
- [12] Superfast light source made from artificial atom [http://phys.org/news/2016-04-  
superfast-source-artificial-atom.html](http://phys.org/news/2016-04-superfast-source-artificial-atom.html)
- [13] Team demonstrates large-scale technique to produce quantum dots  
<http://phys.org/news/2016-05-team-large-scale-technique-quantum-dots.html>
- [14] The path to perfection: Quantum dots in electrically-controlled cavities yield bright, nearly identical photons [http://phys.org/news/2016-06-path-quantum-dots-  
electrically-controlled-cavities.html](http://phys.org/news/2016-06-path-quantum-dots-electrically-controlled-cavities.html)

- [15] Quantum processor for single photons <http://phys.org/news/2016-07-quantum-processor-photons.html>
- [16] Two atoms in an optical cavity can absorb one photon  
<http://physicsworld.com/cws/article/news/2016/aug/01/single-photon-simultaneously-excites-twoatoms>
- [17] 'Artificial atom' created in graphene  
<http://phys.org/news/2016-08-artificial-atom-graphene.html>
- [18] Researchers use quantum dots to manipulate light  
<http://phys.org/news/2016-08-quantum-dots.html>
- [19] A 'nonlinear' effect that seemingly turns materials transparent is seen for the first time in X-rays at SLAC's LCLS <http://phys.org/news/2016-08-nonlinear-effect-seemingly-materials-transparent.html>
- [20] X-ray laser glimpses how electrons dance with atomic nuclei in materials  
<http://phys.org/news/2016-09-x-ray-laser-glimpses-electrons-atomic.html>
- [21] New tabletop technique probes outermost electrons of atoms deep inside solids  
<http://phys.org/news/2016-11-tabletop-technique-probes-outermost-electrons.html> [
- [22] Photonic crystals reveal their internal characteristics with new method  
<http://phys.org/news/2016-11-photonic-crystals-reveal-internal-characteristics.html>
- [23] New exotic phenomena seen in photonic crystals  
<https://phys.org/news/2018-01-exotic-phenomena-photonic-crystals.html>
- [24] Scientists discover chiral phonons in a 2-D semiconductor crystal  
<https://phys.org/news/2018-02-scientists-chiral-phonons-d-semiconductor.html>
- [25] Controlling quantum interactions in a single material  
<https://phys.org/news/2018-02-quantum-interactions-material.html>
- [26] New controls scale quantum chips  
<https://phys.org/news/2018-02-scale-quantum-chips.html>
- [27] Researchers developing phase-change memory devices for more powerful computing  
<https://phys.org/news/2018-02-phase-change-memory-devices-powerful.html>

[28] Learning to speak quantum

<https://www.symmetrymagazine.org/article/learning-to-speak-quantum>

[29] Interference as a new method for cooling quantum devices

<https://phys.org/news/2018-02-method-cooling-quantum-devices.html>

[30] New silicon chip for helping build quantum computers and securing our information

<https://phys.org/news/2018-02-silicon-chip-quantum.html>

[31] Forging a quantum leap in quantum communication

<https://phys.org/news/2018-02-forging-quantum.html>

[32] Researchers demonstrate promising method for improving quantum information processing

<https://phys.org/news/2018-02-method-quantum.html>

[33] Thin films of perovskite oxides hold promise for writing data at terahertz frequency

<https://phys.org/news/2018-02-thin-perovskite-oxides-terahertz-frequency.html>

[34] Optical computers light up the horizon

<https://phys.org/news/2018-03-optical-horizon.html>

[35] Unlocking the untapped potential of light in optical communications

<https://phys.org/news/2019-03-untapped-potential-optical.html>

[36] Creating different kinds of light with manipulable quantum properties

<https://phys.org/news/2019-09-kinds-quantum-properties.html>

[37] Realizing a giant magnetic field by moiré pattern engineering

<https://phys.org/news/2019-09-giant-magnetic-field-moir-pattern.html>

[38] Why magnetism in certain materials is different in atomically thin layers and their bulk forms

<https://phys.org/news/2019-10-magnetism-materials-atomically-thin-layers.html>

[39] 'Atomic dance' reveals new insights into performance of 2-D materials

<https://phys.org/news/2020-02-atomic-reveals-insights-d-materials.html>

[40] Terahertz radiation technique opens a new door for studying atomic behavior

<https://phys.org/news/2020-03-terahertz-technique-door-atomic-behavior.html>

