

Verifying Quantum Computers Output

A team of researchers from the University of Innsbruck and the Austrian Academy of Sciences has developed a way to verify the output from one quantum computer by comparing it to the output of another quantum computer. [57]

A new test to check if a quantum computer is giving correct answers to questions beyond the scope of traditional computing could help the first quantum computer that can outperform a classical computer to be realized. [56]

In quantum computing, as in team building, a little diversity can help get the job done better, computer scientists have discovered. [55]

Significant technical and financial issues remain towards building a large, fault-tolerant quantum computer and one is unlikely to be built within the coming decade. [54]

Chemists at Friedrich Schiller University in Jena (Germany) have now synthesised a molecule that can perform the function of a computing unit in a quantum computer. [53]

The research team developed the first optical microchip to generate, manipulate and detect a particular state of light called squeezed vacuum, which is essential for [HYPERLINK "https://phys.org/tags/quantum/"](https://phys.org/tags/quantum/) quantum computation. [52]

Australian scientists have investigated new directions to scale up qubits—utilising the spin-orbit coupling of atom qubits—adding a new suite of tools to the armory. [51]

A team of international researchers led by engineers from the National University of Singapore (NUS) have invented a new magnetic device to manipulate digital information 20 times more efficiently and with 10 times more stability than commercial spintronic digital memories. [50]

Working in the lab of Mikhail Lukin, the George Vasmer Leverett Professor of Physics and co-director of the Quantum Science and Engineering Initiative, Evans is lead author of a study, described in the journal Science, that demonstrates a method for engineering an interaction between two qubits using photons. [49]

Researchers with the Department of Energy's Oak Ridge National Laboratory have demonstrated a new level of control over photons encoded with quantum information. [48]

Researchers from Intel Corp. and the University of California, Berkeley, are looking beyond current transistor technology and preparing the way for a new type of memory and logic circuit that could someday be in every computer on the planet. [47]

A team of scientists from Arizona State University's School of Molecular Sciences and Germany have published in Science Advances online today an explanation of how a particular phase-change memory (PCM) material can work one thousand times faster than current flash computer memory, while being significantly more durable with respect to the number of daily read-writes. [46]

A new two-qubit quantum processor that is fully programmable and single electron spins that can be coherently coupled to individual microwave-frequency photons are two of the latest advances in the world of solid-state spin-based quantum computing. [45]

Scientists at the National Institute of Standards and Technology (NIST) have now developed a highly efficient converter that enlarges the diameter of a [HYPERLINK "https://phys.org/tags/light/"](https://phys.org/tags/light/) light beam by 400 times. [44]

There's little doubt the information technology revolution has improved our lives. But unless we find a new form of electronic technology that uses less energy, computing will become limited by an "energy crunch" within decades. [43]

Researchers at the Niels Bohr Institute, University of Copenhagen, have recently succeeded in boosting the storage time of quantum information, using a small glass container filled with room temperature atoms, taking an important step towards a secure quantum encoded distribution network. [42]

New work by a team at the University of Bristol's Centre for Quantum Photonics has uncovered fundamental limits on the quantum operations which can be carried out with postselection. [41]

The experimental investigation of ultracold quantum matter makes it possible to study quantum mechanical phenomena that are otherwise inaccessible. [40]

The molecular switch is the fruit of a collaboration of members from the Departments of Experimental and Theoretical Physics at the University of Würzburg: Dr. Jens Kügel, a postdoc at the Department of Experimental Physics II, devised and ran the experiments. [39]

A new test to spot where the ability to exploit the power of quantum mechanics has evolved in nature has been developed by physicists at the University of Warwick. [38]

A team led by Austrian experimental physicist Rainer Blatt has succeeded in characterizing the quantum entanglement of two spatially separated atoms by observing their light emission. [37]

Researchers have demonstrated the first quantum light-emitting diode (LED) that emits single photons and entangled photon pairs with a wavelength of around 1550 nm, which lies within the standard telecommunications window. [36]

JILA scientists have invented a new imaging technique that produces rapid, precise measurements of quantum behavior in an atomic clock in the form of near-instant visual art. [35]

The unique platform, which is referred to as a 4-D microscope, combines the sensitivity and high time-resolution of phase imaging with the specificity and high spatial resolution of fluorescence microscopy. [34]

The experiment relied on a soliton frequency comb generated in a chip-based optical microresonator made from silicon nitride. [33]

This scientific achievement toward more precise control and monitoring of light is highly interesting for miniaturizing optical devices for sensing and signal processing. [32]

It may seem like such optical behavior would require bending the rules of physics, but in fact, scientists at MIT, Harvard University, and elsewhere have now demonstrated that photons can indeed be made to interact - an accomplishment that could open a path toward using photons in quantum computing, if not in light sabers. [31]

Optical highways for light are at the heart of modern communications. But when it comes to guiding individual blips of light called photons, reliable transit is far less common. [30]

Theoretical physicists propose to use negative interference to control heat flow in quantum devices. [29]

Particle physicists are studying ways to harness the power of the quantum realm to further their research. [28]

A collaboration between the lab of Judy Cha, the Carol and Douglas Melamed Assistant Professor of Mechanical Engineering & Materials Science, and IBM's Watson Research Center could help make a potentially revolutionary technology more viable for manufacturing. [27]

A fundamental barrier to scaling quantum computing machines is "qubit interference." In new research published in Science Advances, engineers and physicists from [HYPERLINK](#)

"<https://www.rigetti.com/>" Rigetti Computing describe a breakthrough that can expand the size of practical quantum processors by reducing interference. [26]

The search and manipulation of novel properties emerging from the quantum nature of matter could lead to next-generation electronics and quantum computers. [25]

A research team from the Department of Energy's Lawrence Berkeley National Laboratory (Berkeley Lab) has found the first evidence that a shaking motion in the structure of an atomically thin (2-D) material possesses a naturally occurring circular rotation. [24]

Topological effects, such as those found in crystals whose surfaces conduct electricity while their bulk does not, have been an exciting topic of physics research in recent years and were the subject of the 2016 Nobel Prize in physics. [23]

A new technique developed by MIT researchers reveals the inner details of photonic crystals, synthetic materials whose exotic optical properties are the subject of widespread research. [22]

In experiments at SLAC, intense laser light (red) shining through a magnesium oxide crystal excited the outermost "valence" electrons of oxygen atoms deep inside it. [21]

LCLS works like an extraordinary strobe light: Its ultrabright X-rays take snapshots of materials with atomic resolution and capture motions as fast as a few femtoseconds, or millionths of a billionth of a second. For comparison, one femtosecond is to a second what seven minutes is to the age of the universe. [20]

A 'nonlinear' effect that seemingly turns materials transparent is seen for the first time in X-rays at SLAC's LCLS. [19]

Leiden physicists have manipulated light with large artificial atoms, so-called quantum dots. Before, this has only been accomplished with actual atoms. It is an important step toward light-based quantum technology. [18]

In a tiny quantum prison, electrons behave quite differently as compared to their counterparts in free space. They can only occupy discrete energy levels, much like the electrons in an atom - for this reason, such electron prisons are often called "artificial atoms". [17]

When two atoms are placed in a small chamber enclosed by mirrors, they can simultaneously absorb a single photon. [16]

Optical quantum technologies are based on the interactions of atoms and photons at the single-particle level, and so require sources of single photons that are highly indistinguishable – that is, as identical as possible. Current single-photon sources using semiconductor quantum dots inserted into photonic structures produce photons that are

ultrabright but have limited indistinguishability due to charge noise, which results in a fluctuating electric field. [14]

A method to produce significant amounts of semiconducting nanoparticles for light-emitting displays, sensors, solar panels and biomedical applications has gained momentum with a demonstration by researchers at the Department of Energy's Oak Ridge National Laboratory. [13]

A source of single photons that meets three important criteria for use in quantum-information systems has been unveiled in China by an international team of physicists. Based on a quantum dot, the device is an efficient source of photons that emerge as solo particles that are indistinguishable from each other. The researchers are now trying to use the source to create a quantum computer based on "boson sampling". [11]

With the help of a semiconductor quantum dot, physicists at the University of Basel have developed a new type of light source that emits single photons. For the first time, the researchers have managed to create a stream of identical photons. [10]

Optical photons would be ideal carriers to transfer quantum information over large distances. Researchers envisage a network where information is processed in certain nodes and transferred between them via photons. [9]

While physicists are continually looking for ways to unify the theory of relativity, which describes large-scale phenomena, with quantum theory, which describes small-scale phenomena, computer scientists are searching for technologies to build the quantum computer using Quantum Information.

In August 2013, the achievement of "fully deterministic" quantum teleportation, using a hybrid technique, was reported. On 29 May 2014, scientists announced a reliable way of transferring data by quantum teleportation. Quantum teleportation of data had been done before but with highly unreliable methods.

The accelerating electrons explain not only the Maxwell Equations and the Special Relativity, but the Heisenberg Uncertainty Relation, the Wave-Particle Duality and the electron's spin also, building the Bridge between the Classical and Quantum Theories.

The Planck Distribution Law of the electromagnetic oscillators explains the electron/proton mass rate and the Weak and Strong Interactions by the diffraction patterns. The Weak Interaction changes the diffraction patterns by moving the electric charge from one side to the other side of the diffraction pattern, which violates the CP and Time reversal symmetry.

The diffraction patterns and the locality of the self-maintaining electromagnetic potential explains also the Quantum Entanglement, giving it as a natural part of the

Contents

Preface	10
Verifying the output from a quantum computer by comparing it to the output of another quantum computer	10
Quantum computers learn to mark their own work.....	11
Diversity may be key to reducing errors in quantum computing.....	13
Practical quantum computers remain at least a decade away	15
A privacy disaster	16
The quantum Y2K moment.....	16
Copper compound as promising quantum computing unit	17
New optical device brings quantum computing a step closer.....	17
Harnessing the power of 'spin orbit' coupling in silicon: Scaling up quantum computation .	18
Commercialising silicon quantum computing IP in Australia.....	19
Engineers invent groundbreaking spin-based memory device.....	20
Rising demand for new memory technologies	20
A ferrimagnetic solution	20
Next steps.....	21
Student engineers an interaction between two qubits using photons	21
Researchers demonstrate new building block in quantum computing	23
New quantum materials could take computing devices beyond the semiconductor era.....	25
Multiferroics and spin-orbit materials.....	27
A new light on significantly faster computer memory devices	28
A Deviation from the expected	28
Silicon qubits show promise for quantum computers	30
A complete set of operations in arbitrary combinations	30
A naturally “quiet” environment for qubits	30
Transferring information	31
Faster than “bad” processes.....	31
New device widens light beams by 400 times, broadening possibilities in science and technology	32
Computing faces an energy crunch unless new technologies are found	33
The end of Moore's Law	33

Why does computing consume energy at all?	34
Recent advances point to solutions.....	34
Very thin materials	35
The study of shapes	35
An important step towards completely secure quantum communication network.....	35
Sending information in optical fibres over long distances in the classical regime	35
Distributing information in the quantum regime.....	36
We need many quantum repeaters	36
The actual technology	37
Hard limits on the postselectability of optical graph states	37
Ultracold quantum mix	38
Environment turns molecule into a switch.....	39
Building a bridge with a dye molecule	39
Switched by an electric field	39
A new concept to build molecular switches.....	40
Successful cooperation in the Collaborative Research Center.....	40
Spotting nature's own evolution of quantum tricks could transform quantum technology ...	40
Entangled atoms shine in unison	41
Entangled LED first to operate in the telecom window	42
Team invents new way to 'see' the quantum world	43
Super-resolution microscopy in both space and time	44
Optical distance measurement at record-high speed	46
Researchers turn light upside down.....	48
New form of light: Newly observed optical state could enable quantum computing with photons.....	49
Biggering and biggering.....	50
Memorable encounters.....	50
New hole-punched crystal clears a path for quantum light.....	51
Interference as a new method for cooling quantum devices	53
Learning to speak quantum.....	53
Quantum computers	54
Quantum sensors	55
Researchers developing phase-change memory devices for more powerful computing.....	56
New controls scale quantum chips	56
Controlling quantum interactions in a single material	58

Scientists discover chiral phonons in a 2-D semiconductor crystal.....	59
New exotic phenomena seen in photonic crystals.....	61
Photonic crystals reveal their internal characteristics with new method.....	63
New tabletop technique probes outermost electrons of atoms deep inside solids	64
A New Way to Look at Atoms in Solids.....	65
Steering Electrons to Generate Light.....	65
X-ray laser glimpses how electrons dance with atomic nuclei in materials.....	66
Turning Heat into Electricity and Vice Versa.....	67
Controlling Materials by Stimulating Charged Waves.....	67
A Bright Future for Studies of the Electron-Phonon Dance	68
A 'nonlinear' effect that seemingly turns materials transparent is seen for the first time in X-rays at SLAC's LCLS	68
A Milestone in Understanding How Light Interacts with Matter	69
A Most Puzzling Result.....	69
Researchers use quantum dots to manipulate light.....	70
Quantum dots	70
Quantum cryptography	71
'Artificial atom' created in graphene	71
Building Artificial Atoms	71
Cutting edge is not enough.....	71
Two atoms in an optical cavity can absorb one photon.....	72
One for two?	72
Quantum switch.....	73
Quantum processor for single photons.....	73
The path to perfection: Quantum dots in electrically-controlled cavities yield bright, nearly identical photons	75
Team demonstrates large-scale technique to produce quantum dots	79
Superfast light source made from artificial atom.....	80
Quantum speed up.....	81
Increasing the light-matter interaction	81
Single-photon source is efficient and indistinguishable	81
Exciting dots	82
Quantum sandwich.....	82
Semiconductor quantum dots as ideal single-photon source.....	83
Noise in the semiconductor	83

How to Win at Bridge Using Quantum Physics.....	84
Quantum Information.....	84
Heralded Qubit Transfer.....	84
Quantum Teleportation	85
Quantum Computing	86
Quantum Entanglement	86
The Bridge	86
Accelerating charges	86
Relativistic effect.....	87
Heisenberg Uncertainty Relation	87
Wave – Particle Duality	87
Atomic model.....	87
The Relativistic Bridge	87
The weak interaction	88
The General Weak Interaction.....	89
Fermions and Bosons	90
Van Der Waals force	90
Electromagnetic inertia and mass.....	90
Electromagnetic Induction	90
Relativistic change of mass	90
The frequency dependence of mass	90
Electron – Proton mass rate	90
Gravity from the point of view of quantum physics	91
The Gravitational force	91
The Higgs boson	91
Higgs mechanism and Quantum Gravity	92
What is the Spin?.....	92
The Graviton	93
Conclusions	93
References	94

Author: George Rajna

Preface

While physicists are continually looking for ways to unify the theory of relativity, which describes large-scale phenomena, with quantum theory, which describes small-scale phenomena, computer scientists are searching for technologies to build the quantum computer.

Australian engineers detect in real-time the quantum spin properties of a pair of atoms inside a silicon chip, and disclose new method to perform quantum logic operations between two atoms. [5]

Quantum entanglement is a physical phenomenon that occurs when pairs or groups of particles are generated or interact in ways such that the quantum state of each particle cannot be described independently – instead, a quantum state may be given for the system as a whole. [4]

I think that we have a simple bridge between the classical and quantum mechanics by understanding the Heisenberg Uncertainty Relations. It makes clear that the particles are not point like but have a dx and dp uncertainty.

Verifying the output from a quantum computer by comparing it to the output of another quantum computer

A team of researchers from the University of Innsbruck and the Austrian Academy of Sciences has developed a way to verify the output from one quantum computer by comparing it to the output of another quantum computer. In their paper published in the journal *Physical Review Letters*, the group describes developing and testing their efficient approach to verifying quantum devices.

As computer scientists move closer to creating a truly usable quantum computer, they are faced with a new problem—how to verify its results. Verifying the results of small quantum computers with just a few qubits is straightforward—compare the results with the output from a traditional computer. In a system with more qubits, however, this approach becomes unfeasible—it requires too much traditional computing power. The whole point of quantum computing, after all, is to solve problems that are currently unsolvable by traditional computers.

Another way to verify the results produced by one quantum computer is to compare them with the output from another quantum computer. Unfortunately, this is not as simple as it sounds due to the intrinsic randomness of quantum mechanics. Even identical quantum computers will not produce identical results. With quantum computers, it is the probabilities for the outputs they produce, rather than the outputs, that are the same.

Prior efforts to compare results from two quantum computers have typically involved reconstructing their quantum states. But this approach becomes infeasible as systems grow larger—it requires 4^n measurements to estimate the states of systems with n qubits. Another approach involves using a parameter called a fidelity. It is defined as a parameter that describes the overlap between the output of two quantum computers. In this new effort, the researchers

proposed a new way to use fidelity measures to compare the output from two quantum computers.

The new approach involves first preparing an initial state for both computers. Next, a random operation is applied to both initial states, and then both devices are measured. The randomness of the operations performed on the system ensures that all states are treated fairly, preventing the introduction of bad states that could bias the results. The researchers tested their approach on a 10-qubit trapped-ion quantum simulator and found it gave a high initial fidelity of 0.97. Over time, the fidelity decreased, unfortunately, due to complications involving many bodied states, falling back to 0.7. [57]

Quantum computers learn to mark their own work

A new test to check if a quantum computer is giving correct answers to questions beyond the scope of traditional computing could help the first quantum computer that can outperform a classical computer to be realized.

By creating a protocol that allows a quantum computer to check its own answers to difficult problems, the scientists from the University of Warwick have provided a means to confirm that a quantum computer is working correctly without excessive use of resources.

Samuele Ferracin, Theodoros Kapourniotis and Dr. Animesh Datta from the University's Department of Physics have recently tackled this problem in a paper for the *New Journal of Physics*, published today.

The researchers have developed a protocol to quantify the effects of noise on the outputs of quantum computers. Noise is defined as anything that affects a quantum machine's hardware but is beyond the user's control, such as fluctuations in temperature or flaws in the fabrication. This can affect the accuracy of a quantum computer's results.

When applied, the researchers' test produces two percentages: how close it estimates the quantum computer is to the correct result and how confident a user can be of that closeness.

The test will help the builders of quantum computers to determine whether their machine is performing correctly to help refine their performance, a key step in establishing the usefulness of quantum computing in the future.

Dr. Animesh Datta from the University of Warwick Department of Physics said: "A quantum computer is only useful if it does two things: first, that it solves a difficult problem; the second, which I think is less appreciated, is that it solves the hard problem correctly. If it solves it incorrectly, we had no way of finding out. So what our paper provides is a way of deciding how close the outcome of a computation is to being correct."

Determining whether a quantum computer has produced a correct answer to a difficult problem is a significant challenge as, by definition, these problems are beyond the scope of an

existing classical computer. Checking that the answer it has produced is correct typically involves using a large number of classical computers to tackle the problem, something that is not feasible to do as they tackle ever more challenging problems.

Instead, the researchers have proposed an alternative method that involves using the quantum computer to run a number of easy calculations that we already know the answer to and establishing the accuracy of those results. Based on this, the researchers can put a statistical boundary on how far the quantum computer can be from the correct answer in the difficult problem that we want it to answer, known as the target computation.

It is a similar process to that which computer programmers use to check large computer programs, by putting in small functions with known answers. If the program answers enough of these correctly then they can be confident that the whole program is correct.

Dr. Datta adds: "The whole point of having a quantum computer is to not spend an exponential amount of time solving problems, so taking an exponential amount of time to check whether it's correct or not defeats the point of it. So our method is efficient in that it doesn't require an exponential amount of resources.

"We do not need a classical computer to check our quantum computer. Our method is self-contained within a quantum system that can be used independently of large servers."

Lead author Samuele Ferracin has been developing ways for scientists working on quantum computers to incorporate the test into their work. He said: "We have spent the last few years thinking about new methods to check the answers of quantum computers and proposing them to experimentalists. The first methods turned out to be too demanding for the existing quantum computers, which can only implement 'small' computations and perform restricted tasks. With our latest work we have successfully developed a method that suits existing quantum computers and encompasses all their main limitations. We are now collaborating with experimentalists to understand how it performs on a real machine."

Quantum computing harnesses the unusual properties of quantum physics to process information in a wholly different way to conventional computers. Taking advantage of the behavior of quantum systems, such as existing in multiple different states at the same time, this radical form of computing is designed to process data in all of those states simultaneously, lending it a huge advantage over classical computing. Certain kinds of problems, like those found in codebreaking and in chemistry, are particularly suited to exploiting this property.

The last few years have seen unprecedented experimental advances. The largest quantum computers are doubling in size every six months and seem now very close to achieve quantum supremacy. Quantum supremacy refers to a milestone in the development of quantum computers, where a quantum computer first performs a function that would require an unreasonably large amount of time using a classical computer.

Dr. Datta adds: "What we are interested in is designing or identifying ways of using these quantum machines to solve hard problems in physics and chemistry, to design new chemicals and materials,

or identify materials with interesting or exotic properties. And that is why we are particularly interested in the correctness of the computation." [56]

Diversity may be key to reducing errors in quantum computing

In quantum computing, as in team building, a little diversity can help get the job done better, computer scientists have discovered.

Unlike conventional computers, the processing in quantum-based machines is noisy, which produces error rates dramatically higher than those of silicon-based computers. So quantum operations are repeated thousands of times to make the correct answer stand out statistically from all the wrong ones.

But running the same operation over and over again on the same qubit set may just generate the same incorrect answers that can appear statistically to be the correct answer. The solution, according to researchers at the Georgia Institute of Technology, is to repeat the operation on different qubit sets that have different error signatures—and therefore won't produce the same correlated errors.

"The idea here is to generate a diversity of errors so you are not seeing the same error again and again," said Moinuddin Qureshi, a professor in Georgia Tech's School of Electrical and Computer Engineering, who worked out the technique with his senior Ph.D. student, Swamit Tannu. "Different qubits tend to have different error signatures. When you combine the results from diverse sets, the right answer appears even though each of them individually did not get the right answer," said Tannu.

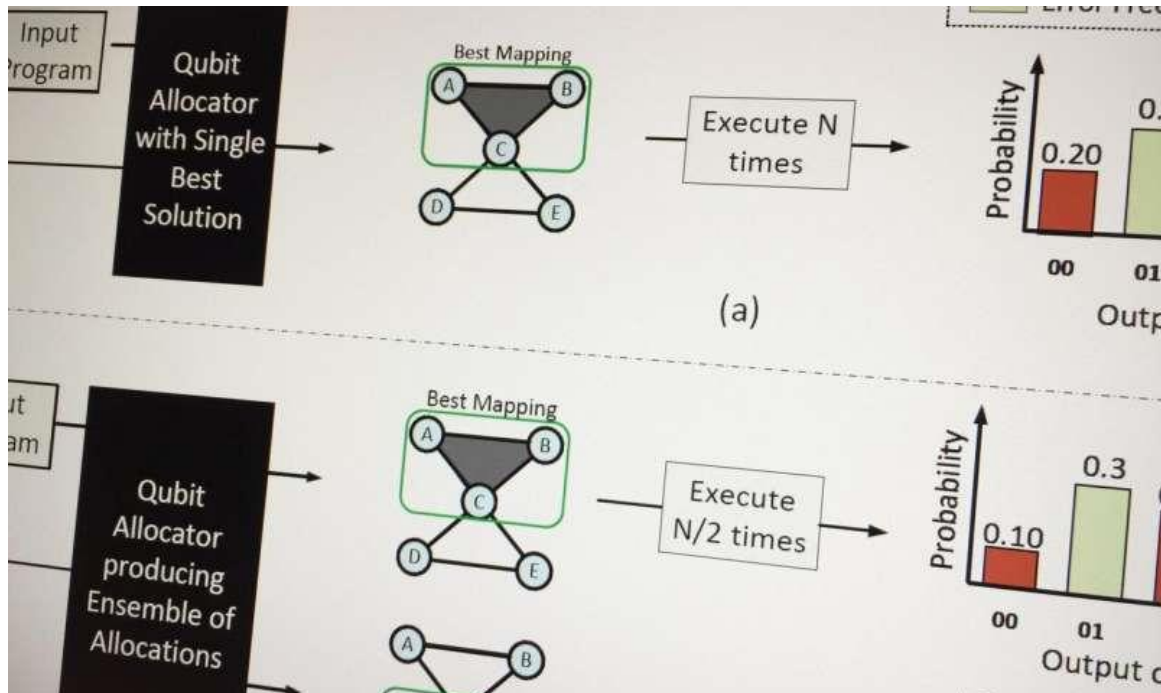
Tannu compares the technique, known as Ensemble of Diverse Mappings (EDM), to the game show *Who Wants to be a Millionaire*. Contestants who aren't sure of the answer to a multiple choice question can ask the studio audience for help.

"It's not necessary that the majority of the people in the audience know the right answer," Qureshi said. "If even 20% know it, you can identify it. If the answers go equally in the four buckets from the people who don't know, the right answer will get 40% and you can select it even if only a relatively small number of people get it right."

Experiments with an existing Noisy Intermediate Scale Quantum (NISQ) computer showed that EDM improves the inference quality by 2.3 times compared to state-of-the-art mapping algorithms. By combining the output probability distributions of the diverse ensemble, EDM amplifies the correct answer by suppressing the incorrect ones.

The EDM technique, Tannu admits, is counterintuitive. Qubits can be ranked according to their error rate on specific types of problems, and the most logical course of action might be to use the set that's most accurate. But even the best qubits produce errors, and those errors are likely to be the same when the operation is done thousands of times.

Choosing qubits with different error rates—and therefore different types of error—guards against that by ensuring that the one correct answer will rise above the diversity of errors.



In quantum computing, as in team building, a little diversity can help get the job done better, computer scientists have discovered. A new technique, known as Ensemble of Diverse Mappings, depends on using different qubits to create diversity in errors to mitigate the errors. Credit: Georgia Tech

"The goal of the research is to create several different versions of the program, each of which can make a mistake, but they will not make identical mistakes," Tannu explained. "As long as they make diverse mistakes, when you average things out, the mistakes get canceled out and the right answer emerges."

Qureshi compares the EDM technique to team-building techniques promoted by human resource consultants.

"If you form a team of experts with identical backgrounds, all of them may have the same blind spot," he said, adding a human dimension. "If you want to make a team resilient to blind spots, collect a group of people who have different blind spots. As a whole, the team will be guarded against specific blind spots."

Error rates in conventional silicon-based computers are practically negligible, about one in a thousand-trillion operations, but today's NISQ quantum computers produce an error in a mere 100 operations.

"These are really early-stage machines in which the devices have a lot of error," Qureshi said. "That will likely improve over time, but because we are dependent on matter that has extremely low energy and lacks stability, we will never get the reliability we have come to expect with silicon."

Quantum states are inherently about a single particle, but with silicon you are packing a lot of molecules together and averaging their activity.

"If the hardware is inherently unreliable, we have to write software to make the most of it," he said. "We have to take the hardware characteristics into account to make these unique machines useful."

The notion of running a quantum operation thousands of times to get what's likely to be the right answer at first seems counterproductive. But quantum computing is so much faster than conventional computing that nobody would object to doing a few thousand duplicate runs.

"The objective with quantum computers is not to take a current program and run it faster," Qureshi said. "Using quantum, we can solve problems that are virtually impossible to solve with even the fastest supercomputers. With several hundred qubits, which is beyond the current state of the art, we could solve problems that would take a thousand years with the fastest supercomputer."

Added Qureshi: "You don't mind doing the computation a few thousand times to get an answer like that."

The quantum error mitigation scheme is scheduled to be presented on Oct. 14 at the 52nd Annual IEEE/ACM International Symposium on Microarchitecture. The work was supported by a gift from Microsoft. [55]

Practical quantum computers remain at least a decade away

Significant technical and financial issues remain towards building a large, fault-tolerant quantum computer and one is unlikely to be built within the coming decade. That is according to a report by the National Academies of Sciences, Engineering, and Medicine (NASEM), which states that when quantum computers do become a reality they will expand the boundaries of humanity's scientific knowledge and produce results that could "transform our understanding of the universe".


The report — Quantum Computing: Progress and Prospects — highlights several technical problems that need to be overcome before a functional quantum computer could be built. They include boosting the ability of qubits to reject noise, developing quantum-error correction and overcoming the lack of ways to load large data inputs into a quantum computer. The 13-strong panel also says that the community needs to design improved quantum algorithms, develop a new "software stack" as well as tackle the present inability to measure the intermediate state of a quantum computer directly.

Given those technical challenges, the NASEM panel states that it is too early to predict the timeline for development of a practical quantum computer. While admitting that many quantum-computing researchers are already sharing advances, the panel calls for the community to hasten the process by constructing "an open ecosystem that enables cross-pollination of ideas and groups". Financial investment is also critical, the report states, particularly if the US wants to retain a leading role in

developing the technology given that both China and the European Union are devoting significant financial resources to the effort. Currently the US private sector plays a large role in the US quantum-computing effort, but the committee suggests that government funding “may be essential to prevent a significant decline”.

A privacy disaster

The report’s recommendations go beyond researchers building quantum computers, warning that such devices could compromise logarithmic-based public key cryptosystems, such as the current gold-standard RSA 2048. The panel urges that the community prioritize “the development, standardization, and deployment of post-quantum cryptography” to minimize “the chance of a potential security and privacy disaster”.



The quantum Y2K moment

Ironically, the report declares that such an effort will reduce the usefulness of a quantum computer for cryptanalysis “and thus will reduce the extent to which the application will drive quantum computing R&D in the long term”. But overall, as panel member Bob Blakley, global director of information security innovation for CitiGroup, says, the trend in quantum computing “is somewhat toward optimism rather than pessimism”. [54]

Copper compound as promising quantum computing unit

Quantum computers could vastly increase the capabilities of IT systems, bringing major changes worldwide. However, there is still a long way to go before such a device can actually be constructed, because it has not yet been possible to transfer existing molecular concepts into technologies in a practical way. This has not kept researchers around the world away from developing and optimising new ideas for individual components. Chemists at Friedrich Schiller University in Jena (Germany) have now synthesised a molecule that can perform the function of a computing unit in a quantum computer. They report on their work in the current issue of the research journal *Chemical Communications*.

"To be able to use a molecule as a qubit—the basic unit of information in a quantum computer—it needs to have a sufficiently long-lived [spin state](#), which can be manipulated from the outside," explains Prof. Dr. Winfried Plass of the Jena University. "That means that the state resulting from the interacting spins of the molecule's electrons, that is to say the spin state, has to be stable enough so that one can enter and read out information." The molecule created by Plass and his team meets precisely this condition.

This molecule is what is called a coordination compound, containing both organic and metallic parts. "The [organic material](#) forms a frame, in which the [metal ions](#) are positioned in a very specific fashion," says Benjamin Kintzel, who played a leading role in producing the molecule. "In our case, this is a trinuclear copper complex. What is special about it is that within the molecule, the copper ions form a precise equilateral triangle." Only in this way the electron spins of the three copper nuclei can interact so strongly that the molecule develops a spin state, which makes it a qubit that can be manipulated from the outside.

"Even though we already knew what our molecule should look like in theory, this synthesis is nevertheless quite a big challenge," says Kintzel. "In particular, achieving the equilateral triangular positioning is difficult, as we had to crystallise the molecule in order to characterise it precisely. And it is hard to predict how such a particle will behave in the crystal." However, with the use of various different chemical tools and fine-tuning procedures, the researchers succeeded in achieving the desired result.

According to [theoretical predictions](#), the molecule created in Jena offers an additional fundamental advantage compared with other qubits. "The theoretical construction plan of our copper compound provides that its spin state can be controlled at the [molecular level](#) using electric fields," notes Plass. "Up to now, magnetic fields have mainly been used, but with these you cannot focus on single [molecules](#)." A research group in Oxford, U.K., which is cooperating with the chemists from Jena, is currently conducting experiments to study this characteristic of the molecule synthesised at the University of Jena. [53]

New optical device brings quantum computing a step closer

An international team of researchers has taken a big step closer to creating an optical quantum computer, which has the potential to engineer new drugs and optimise energy-saving methods.

The research team developed the first optical microchip to generate, manipulate and detect a particular state of light called squeezed vacuum, which is essential for [quantum](#) computation. An optical microchip has most of the basic functionality required for creating future quantum computers.

Griffith University in Queensland led the project in collaboration with the University of Munster in Germany, The Australian National University (ANU) and the University of New South Wales-Canberra, supported by the ARC Centre of Excellence for Quantum Computation and Communication Technology.

Co-researcher Professor Elanor Huntington, Dean of the ANU College of Engineering and Computer Science, and program manager for the ARC Centre of Excellence for Quantum Computation and Communication Technology, was thrilled with this significant advancement.

"What we have demonstrated with this device is an important technological step towards making an optical quantum [computer](#), which will solve certain problems much faster than today's computers," Professor Huntington said.

The microchip - which is 1.5cm wide, 5cm long and 0.5cm thick - has components inside that interact with light in different ways. These components are connected by tiny channels called waveguides that guide the light around the [microchip](#), in a similar way that wires connect different parts of an electric circuit.

Associate Professor Mirko Lobino from Griffith University said the research team was working towards the next generation of optical microchips required for practical quantum computers.

"Aside from being able to engineer new drugs and materials, and improve energy-saving methods, optical [quantum computing](#) will enable ultra-fast database searches and help solve difficult mathematical problems in many different fields," he said.

Dr Francesco Lenzini from the University of Munster, who is the lead author of the team's Science Advances paper, said the research overcame one of the major challenges to making an optical quantum computer.

"This experiment is the first to integrate three of the basic steps needed for an optical quantum computer, which are the generation of quantum states of light, their manipulation in a fast and reconfigurable way, and their detection," he said. [52]

Harnessing the power of 'spin orbit' coupling in silicon: Scaling up quantum computation

Australian scientists have investigated new directions to scale up qubits—utilising the spin-orbit coupling of atom qubits—adding a new suite of tools to the armory.

Spin-orbit coupling, the coupling of the qubits' orbital and spin degree of freedom, allows the manipulation of the [qubit](#) via electric, rather than magnetic-fields. Using the electric dipole coupling between qubits means they can be placed further apart, thereby providing flexibility in the chip fabrication process.

In one of these approaches, published in *Science Advances*, a team of scientists led by UNSW Professor Sven Rogge investigated the spin-orbit coupling of a boron atom in silicon.

"Single boron atoms in silicon are a relatively unexplored quantum system, but our research has shown that [spin-orbit coupling](#) provides many advantages for scaling up to a large number of qubits in [quantum computing](#)" says Professor Rogge, Program Manager at the Centre for Quantum Computation and Communication Technology (CQC2T).

Following on from [earlier results from the UNSW team](#), published last month in *Physical Review X*, Rogge's group has now focused on applying fast read-out of the spin state (1 or 0) of just two boron atoms in an extremely compact circuit all hosted in a commercial transistor.

"Boron atoms in silicon couple efficiently to electric fields, enabling rapid qubit manipulation and qubit coupling over large distances. The electrical interaction also allows coupling to other quantum systems, opening up the prospects of hybrid [quantum systems](#)," says Rogge.

Another piece of recent research by Professor Michelle Simmons' team at UNSW has also highlighted the role of spin orbit coupling in atom-based qubits in silicon, this time with phosphorus atom qubits. The research was recently published in [npj Quantum Information](#).

The research revealed surprising results. For electrons in silicon—and in particular those bound to phosphorus donor qubits—spin orbit control was commonly regarded as weak, giving rise to seconds long spin lifetimes. However, the latest results revealed a previously unknown coupling of the electron spin to the electric fields typically found in device architectures created by control electrodes.

"By careful alignment of the external magnetic field with the electric fields in an atomically engineered device, we found a means to extend these spin lifetimes to minutes," says Professor Michelle Simmons, Director, CQC2T.

"Given the long spin coherence times and the technological benefits of silicon, this newly discovered coupling of the donor spin with electric fields provides a pathway for electrically-driven spin resonance techniques, promising high qubit selectivity," says Simmons.

Both results highlight the benefits of understanding and controlling spin orbit coupling for large-scale quantum computing architectures.

Commercialising silicon quantum computing IP in Australia

Since May 2017, Australia's first quantum computing company, Silicon Quantum Computing Pty Limited (SQC), has been working to create and commercialise a quantum computer based on a suite of intellectual property developed at the Australian Centre of Excellence for Quantum Computation and Communication Technology (CQC2T). Its goal is to produce a 10-qubit prototype device in silicon by 2022 as the forerunner to a commercial scale silicon-based quantum computer.

As well as developing its own proprietary technology and intellectual property, SQC will continue to work with CQC2T and other participants in the Australian and International Quantum Computing ecosystems, to build and develop a [silicon quantum](#) computing industry in Australia and, ultimately, to bring its products and services to global markets. [51]

Engineers invent groundbreaking spin-based memory device

A team of international researchers led by engineers from the National University of Singapore (NUS) have invented a new magnetic device to manipulate digital information 20 times more efficiently and with 10 times more stability than commercial spintronic digital memories. The novel spintronic memory device employs ferrimagnets and was developed in collaboration with researchers from Toyota Technological Institute, Nagoya, and Korea University, Seoul.

This breakthrough has the potential to accelerate the commercial growth of spin-based memory. "Our discovery could provide a new device platform to the spintronic industry, which at present struggles with issues around instability and scalability due to the thin magnetic elements that are used," said Associate Professor Yang Hyunsoo from the NUS Department of Electrical and Computer Engineering, who spearheaded the project.

The invention of this novel spintronic memory was first reported in the journal *Nature Materials* on 3 December 2018.

Rising demand for new memory technologies

Today, [digital information](#) is being generated in unprecedented amounts all over the world, and as such there is an increasing demand for low-cost, low-power, highly-stable, and highly-scalable memory and computing products. One way this is being achieved is with new spintronic materials, where digital data are stored in up or down magnetic states of tiny magnets. However, while existing spintronic memory products based on ferromagnets succeed in meeting some of these demands, they are still very costly due to scalability and stability issues.

"Ferromagnet-based memories cannot be grown beyond a few nanometres thick as their writing efficiency decays exponentially with increasing thickness. This thickness range is insufficient to ensure the stability of stored [digital data](#) against normal temperature variations," explained Dr. Yu Jiawei, who was involved in this project while pursuing her doctoral studies at NUS.

A ferrimagnetic solution

To address these challenges, the team fabricated a magnetic memory device using an interesting class of magnetic material—ferrimagnets. Crucially, it was discovered that ferrimagnetic materials can be grown 10 times thicker without compromising on the overall data writing efficiency.

"The spin of the current carrying electrons, which basically represents the data you want to write, experiences minimal resistance in ferrimagnets. Imagine the difference in efficiency when you drive your car on an eight lane highway compared to a narrow city lane. While a ferromagnet is like a city street for an electron's spin, a ferrimagnet is a welcoming freeway where its spin or the underlying information can survive for a very long distance," explained Mr Rahul Mishra, who was part of the research team and a current doctoral candidate with the group.

Using an electronic current, the NUS researchers were able to write information in a ferrimagnet [memory](#) element which was 10 times more stable and 20 times more efficient than a ferromagnet.

For this discovery, Associate Professor Yang's team took advantage of the unique atomic arrangement in a ferrimagnet. "In ferrimagnets, the neighbouring atomic magnets are opposite to each other. The disturbance caused by one atom to an incoming spin is compensated by the next one, and as a result information travels faster and further with less power. We hope that the computing and storage industry can take advantage of our invention to improve the performance and data retention capabilities of emerging spin memories," said Associate Professor Yang.

Next steps

The NUS research team is now planning to look into the data writing and reading speed of their device. They expect that the distinctive atomic properties of their device will also result in its ultrafast performance. In addition, they are also planning to collaborate with industry partners to accelerate the commercial translation of their discovery. [50]

Student engineers an interaction between two qubits using photons

In the world of quantum computing, interaction is everything.

For computers to work at all, bits—the ones and zeros that make up [digital information](#)—must be able to interact and hand off data for processing. The same goes for the [quantum bits](#), or qubits, that make up [quantum](#) computers.

But that interaction creates a problem—in any system in which qubits interact with each other, they also tend to want to interact with their environment, resulting in qubits that quickly lose their quantum nature.

To get around the problem, Graduate School of Arts and Sciences Ph.D. student Ruffin Evans turned to particles mostly known for their lack of interactions—photons.

Working in the lab of Mikhail Lukin, the George Vasmer Leverett Professor of Physics and co-director of the Quantum Science and Engineering Initiative, Evans is lead author of a study, described in the journal *Science*, that demonstrates a method for engineering an interaction between two qubits using photons.

"It's not hard to engineer a system with very strong interactions, but [strong interactions](#) can also cause noise and interference through interaction with the environment," Evans said. "So you have to make the environment extremely clean. This is a huge challenge. We are operating in a completely different regime. We use photons, which have weak interactions with everything."

Evans and colleagues began by creating two qubits using silicon-vacancy centers—atomic-scale impurities in diamonds—and putting them inside a nano-scale [device](#) known as a photonic crystal cavity, which behaves like two facing mirrors.

"The chance that light interacts with an atom in a single pass might be very, very small, but once the light bounces around 10,000 times, it will almost certainly happen," he said. "So one of the atoms can emit a photon, and it will bounce around between these mirrors, and at some point, the other atom will absorb the photon."

The transfer of that photon doesn't go only one way, though.



Piecing together the process: The microscope objective (the big metallic barrel coming down from the top of the image), the diamond sample (the small plate that looks like glass in the center of the image), and the optical fiber that ...[more](#)"The [photon](#) is actually exchanged several times between the two qubits," Evans said. "It's like they're playing hot potato; the qubits pass it back and forth."

While the notion of creating interaction between qubits isn't new—researchers have managed the feat in a number of other systems—there are two factors that make the new study unique, Evans said.

"The key advance is that we are operating with photons at [optical frequencies](#), which are usually very weakly interacting," he said. "That's exactly why we use [fiber optics](#) to transmit data—you can send light through a long fiber with basically no attenuation. So our platform is especially exciting for long-distance [quantum computing](#) or quantum networking."

And though the system operates only at ultra-low temperatures, Evans said it is less complex than approaches that require elaborate systems of laser cooling and optical traps to hold atoms in place. Because the system is built at the nano scale, he added, it opens the possibility that many devices could be housed on a single chip.

"Even though this sort of interaction has been realized before, it hasn't been realized in solid-state systems in the optical domain," he said. "Our devices are built using semiconductor fabrication techniques. It's easy to imagine using these tools to scale up to many more devices on a single chip."

Evans envisions two main directions for future research. The first involves developing ways to exert control over the qubits and building a full suite of quantum gates that would allow them to function as a workable quantum computer.

"The other direction is to say we can already build these devices, and take information, read it out of the device and put it in an optical fiber, so let's think about how we scale this up and actually build a real quantum network over human-scale distances," he said. "We're envisioning schemes to build links between devices across the lab or across campus using the ingredients we already have, or using next-generation devices to realize a small-scale quantum network."

Ultimately, Evans said, the work could have wide-reaching impacts on the future of computing.

"Everything from a quantum internet to quantum data centers will require optical links between quantum systems, and that's the piece of the puzzle that our work is very well-suited for," he said. [49]

Researchers demonstrate new building block in quantum computing

Researchers with the Department of Energy's Oak Ridge National Laboratory have demonstrated a new level of control over photons encoded with quantum information. Their research was published in *Optica*.

Joseph Lukens, Brian Williams, Nicholas Peters, and Pavel Lougovski, research scientists with ORNL's Quantum Information Science Group, performed distinct, independent operations simultaneously on two qubits encoded on photons of different frequencies, a key capability in linear optical [quantum](#) computing. Qubits are the smallest unit of quantum [information](#).

Quantum scientists working with frequency-encoded qubits have been able to perform a single operation on two qubits in parallel, but that falls short for quantum computing.

"To realize universal quantum computing, you need to be able to do different operations on different qubits at the same time, and that's what we've done here," Lougovski said.

According to Lougovski, the team's experimental system—two entangled photons contained in a single strand of fiber-optic cable—is the "smallest quantum computer you can imagine. This paper marks the first demonstration of our frequency-based approach to universal quantum computing."

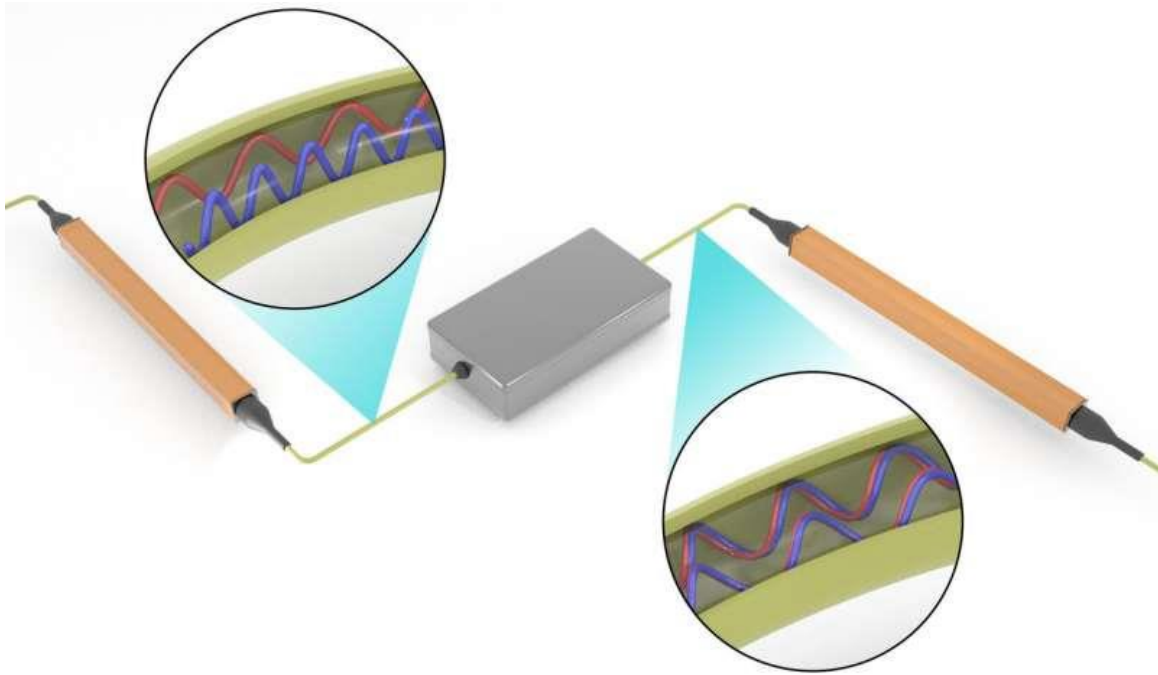
"A lot of researchers are talking about quantum information processing with photons, and even using frequency," said Lukens. "But no one had thought about sending multiple photons through the same fiber-optic strand, in the same space, and operating on them differently."

The team's quantum frequency processor allowed them to manipulate the frequency of photons to bring about superposition, a state that enables quantum operations and computing.

Unlike data bits encoded for classical computing, superposed qubits encoded in a [photon's](#) frequency have a value of 0 and 1, rather than 0 or 1. This capability allows quantum computers to concurrently perform operations on larger datasets than today's supercomputers.

Using their processor, the researchers demonstrated 97 percent interference visibility—a measure of how alike two photons are—compared with the 70 percent visibility rate returned in similar research. Their result indicated that the photons' quantum states were virtually identical.

The researchers also applied a statistical method associated with machine learning to prove that the operations were done with very high fidelity and in a completely controlled fashion.



The researchers' innovative experimental setup involved operating on photons contained within a single fiber-optic cable. This provided stability and control for operations producing entangled photons, shown separated at top and intertwined [...more](#)"We were able to extract more information about the quantum state of our experimental system using Bayesian inference than if we had used more common statistical methods," Williams said.

"This work represents the first time our team's process has returned an actual quantum outcome."

Williams pointed out that their experimental setup provides stability and control. "When the photons are taking different paths in the equipment, they experience different phase changes, and that leads to instability," he said. "When they are traveling through the same device, in this case, the fiber-optic strand, you have better control."

Stability and control enable quantum operations that preserve information, reduce information processing time, and improve energy efficiency. The researchers compared their ongoing projects, begun in 2016, to building blocks that will link together to make large-scale quantum computing possible.

"There are steps you have to take before you take the next, more complicated step," Peters said. "Our previous projects focused on developing fundamental capabilities and enable us to now work in the fully quantum domain with fully quantum input states."

Lukens said the team's results show that "we can control qubits' quantum states, change their correlations, and modify them using standard telecommunications technology in ways that are applicable to advancing quantum computing."

Once the [building blocks](#) of quantum computers are all in place, he added, "we can start connecting quantum devices to build the quantum internet, which is the next, exciting step."

Much the way that information is processed differently from supercomputer to supercomputer, reflecting different developers and workflow priorities, quantum devices will function using different frequencies. This will make it challenging to connect them so they can work together the way today's computers interact on the internet.

This work is an extension of the team's previous demonstrations of quantum information processing capabilities on standard telecommunications technology. Furthermore, they said, leveraging existing fiber-optic network infrastructure for [quantum computing](#) is practical: billions of dollars have been invested, and quantum information processing represents a novel use.

The researchers said this "full circle" aspect of their work is highly satisfying. "We started our research together wanting to explore the use of standard telecommunications technology for [quantum information](#) processing, and we have found out that we can go back to the classical domain and improve it," Lukens said. [48]

New quantum materials could take computing devices beyond the semiconductor era

Researchers from Intel Corp. and the University of California, Berkeley, are looking beyond current transistor technology and preparing the way for a new type of memory and logic circuit that could someday be in every computer on the planet.

In a paper appearing online Dec. 3 in advance of publication in the journal *Nature*, the researchers propose a way to turn relatively new types of [materials](#), multiferroics and [topological materials](#), into logic and memory devices that will be 10 to 100 times more energy-efficient than foreseeable improvements to current microprocessors, which are based on CMOS (complementary metal-oxide-semiconductor).

The magneto-electric spin-orbit or MESO devices will also pack five times more logic operations into the same space than CMOS, continuing the trend toward more computations per unit area, a central tenet of Moore's Law.

The new devices will boost technologies that require intense computing power with low energy use, specifically highly automated, self-driving cars and drones, both of which require ever increasing numbers of computer operations per second.

"As CMOS develops into its maturity, we will basically have very powerful technology options that see us through. In some ways, this could continue computing improvements for another whole generation of people," said lead author Sasikanth Manipatruni, who leads hardware development for the MESO project at Intel's Components Research group in Hillsboro, Oregon. MESO was invented by Intel scientists, and Manipatruni designed the first MESO device.

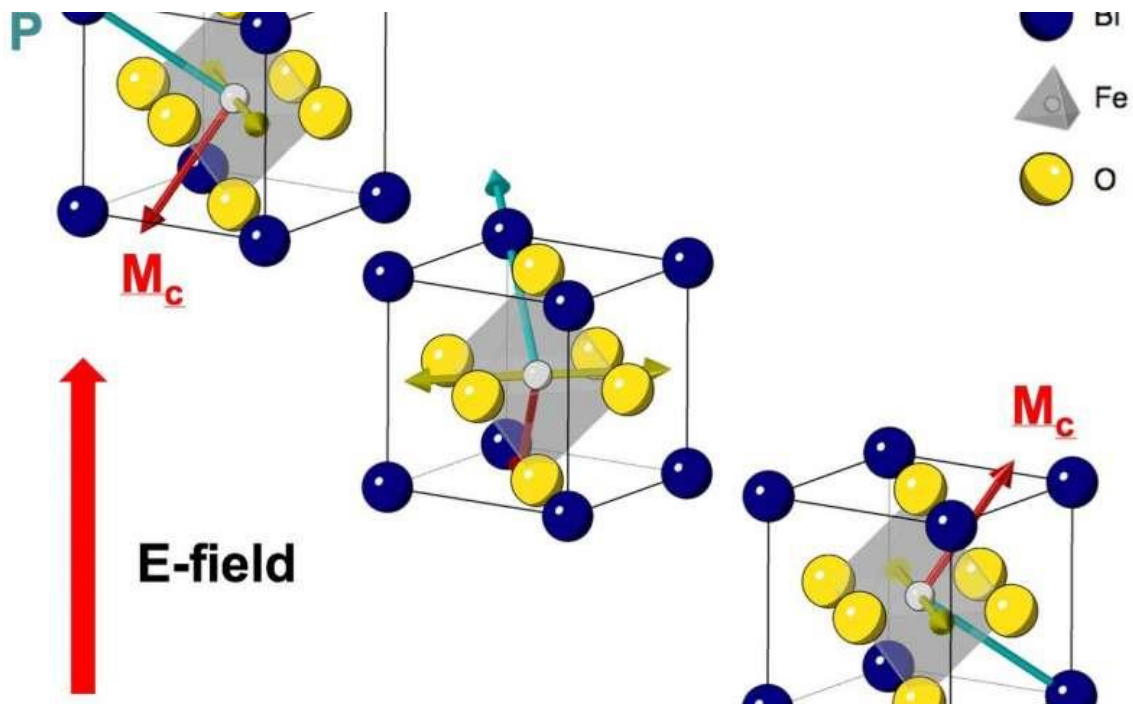
Transistor technology, invented 70 years ago, is used today in everything from cellphones and appliances to cars and supercomputers. Transistors shuffle electrons around inside a semiconductor and store them as binary bits 0 and 1.

In the new MESO devices, the binary bits are the up-and-down magnetic spin states in a multiferroic, a material first created in 2001 by Ramamoorthy Ramesh, a UC Berkeley professor of materials science and engineering and of physics and a senior author of the paper.

"The discovery was that there are materials where you can apply a voltage and change the magnetic order of the multiferroic," said Ramesh, who is also a faculty scientist at Lawrence Berkeley National Laboratory. "But to me, 'What would we do with these multiferroics?' was always a big question. MESO bridges that gap and provides one pathway for computing to evolve"

In the *Nature* paper, the researchers report that they have reduced the voltage needed for multiferroic magneto-electric switching from 3 volts to 500 millivolts, and predict that it should be possible to reduce this to 100 millivolts: one-fifth to one-tenth that required by CMOS transistors in use today. Lower voltage means lower energy use: the total energy to switch a bit from 1 to 0 would be one-tenth to one-thirtieth of the energy required by CMOS.

"A number of critical techniques need to be developed to allow these new types of computing devices and architectures," said Manipatruni, who combined the functions of magneto-electrics and spin-orbit materials to propose MESO. "We are trying to trigger a wave of innovation in industry and academia on what the next transistor-like option should look like."



Single crystals of the multiferroic material bismuth-iron-oxide. The bismuth atoms (blue) form a cubic lattice with oxygen atoms (yellow) at each face of the cube and an iron atom (gray) near the center. The somewhat off-center iron ...[more](#)**Internet of things and AI**

The need for more energy-efficient computers is urgent. The Department of Energy projects that, with the computer chip industry expected to expand to several trillion dollars in the next few decades, energy use by computers could skyrocket from 3 percent of all U.S. energy consumption today to 20 percent, nearly as much as today's transportation sector. Without more energy-efficient transistors, the incorporation of computers into everything—the so-called internet of things—would be hampered. And without new science and technology, Ramesh said, America's lead in making computer chips could be upstaged by semiconductor manufacturers in other countries.

"Because of machine learning, artificial intelligence and IOT, the future home, the future car, the future manufacturing capability is going to look very different," said Ramesh, who until recently was the associate director for Energy Technologies at Berkeley Lab. "If we use existing technologies and make no more discoveries, the energy consumption is going to be large. We need new science-based breakthroughs."

Paper co-author Ian Young, a UC Berkeley Ph.D., started a group at Intel eight years ago, along with Manipatruni and Dmitri Nikonov, to investigate alternatives to transistors, and five years ago they began focusing on multiferroics and spin-orbit materials, so-called "topological" materials with unique quantum properties.

"Our analysis brought us to this type of material, magneto-electrics, and all roads led to Ramesh," said Manipatruni.

Multiferroics and spin-orbit materials

Multiferroics are materials whose atoms exhibit more than one "collective state." In ferromagnets, for example, the magnetic moments of all the iron atoms in the material are aligned to generate a permanent magnet. In ferroelectric materials, on the other hand, the positive and negative charges of atoms are offset, creating electric dipoles that align throughout the material and create a permanent electric moment.

MESO is based on a multiferroic material consisting of bismuth, iron and oxygen (BiFeO_3) that is both magnetic and ferroelectric. Its key advantage, Ramesh said, is that these two states—magnetic and ferroelectric—are linked or coupled, so that changing one affects the other. By manipulating the electric field, you can change the magnetic state, which is critical to MESO.

The key breakthrough came with the rapid development of topological materials with spin-orbit effect, which allow for the state of the multiferroic to be read out efficiently. In MESO devices, an electric field alters or flips the dipole electric field throughout the material, which alters or flips the electron spins that generate the magnetic field. This capability comes from spin-orbit coupling, a quantum effect in materials, which produces a current determined by electron spin direction.

In another paper that appeared earlier this month in *Science Advances*, UC Berkeley and Intel experimentally demonstrated voltage-controlled magnetic switching using the magneto-electric material bismuth-iron-oxide (BiFeO_3), a key requirement for MESO.

"We are looking for revolutionary and not evolutionary approaches for computing in the beyond-CMOS era," Young said. "MESO is built around low-voltage interconnects and low-voltage magneto-electrics, and brings innovation in quantum materials to computing." [47]

A new light on significantly faster computer memory devices

A team of scientists from Arizona State University's School of Molecular Sciences and Germany have published in *Science Advances* online today an explanation of how a particular phase-change memory (PCM) material can work one thousand times faster than current flash computer memory, while being significantly more durable with respect to the number of daily read-writes.

PCMs are a form of computer random-access memory (RAM) that store data by altering the state of the matter of the "bits", (millions of which make up the device) between liquid, glass and crystal states. PCM technology has the potential to provide inexpensive, high-speed, high-density, high-volume, nonvolatile storage on an unprecedented scale.

The basic idea and material were invented by Stanford Ovshinsky, long ago, in 1975, but applications have lingered due to lack of clarity about how the material can execute the phase changes on such short time scales and technical problems related to controlling the changes with necessary precision. Now high tech companies like Samsung, IBM and Intel are racing to perfect it.

The semi-metallic material under current study is an alloy of germanium, antimony and tellurium in the ratio of 1:2:4. In this work the team probes the microscopic dynamics in the liquid state of this PCM using quasi-elastic neutron scattering (QENS) for clues as to what might make the phase changes so sharp and reproducible.

On command, the structure of each microscopic bit of this PCM material can be made to change from glass to crystal or from crystal back to glass (through the liquid intermediate) on the time scale of a thousandth of a millionth of a second just by a controlled heat or light pulse, the former now being preferred. In the amorphous or disordered phase, the material has high electrical resistance, the "off" state; in the crystalline or ordered phase, its resistance is reduced 1000 fold or more to give the "on" state.

These elements are arranged in two dimensional layers between activating electrodes, which can be stacked to give a three dimension array with particularly high active site density making it possible for the PCM device to function many times faster than conventional flash memory, while using less power.

"The amorphous phases of this kind of material can be regarded as "semi-metallic glasses", " explains Shuai Wei, who at the time was conducting postdoctoral research in SMS Regents' Professor Austen Angell's lab, as a Humboldt Foundation Fellowship recipient.

"Contrary to the strategy in the research field of "metallic glasses", where people have made efforts for decades to slow down the crystallization in order to obtain the bulk glass, here we want those semi-metallic glasses to crystallize as fast as possible in the liquid, but to stay as stable as possible when in the glass state. I think now we have a promising new understanding of how this is achieved in the PCMs under study."

A Deviation from the expected

Over a century ago, Einstein wrote in his Ph.D. thesis that the diffusion of particles undergoing Brownian motion could be understood if the frictional force retarding the motion of a particle was

that derived by Stokes for a round ball falling through a jar of honey. The simple equation: D (diffusivity) = $kBT/6\eta r$ where T is the temperature, η is the viscosity and r is the particle radius, implies that the product $D\eta/T$ should be constant as T changes, and the surprising thing is that this seems to be true not only for Brownian motion, but also for simple molecular liquids whose molecular motion is known to be anything but that of a ball falling through honey!

"We don't have any good explanation of why it works so well, even in the highly viscous supercooled state of molecular liquids until approaching the glass transition temperature, but we do know that there are a few interesting liquids in which it fails badly even above the melting point," observes Angell.

"One of them is liquid tellurium, a key element of the PCM materials. Another is water which is famous for its anomalies, and a third is germanium, a second of the three elements of the GST type of PCM. Now we are adding a fourth, the GST liquid itself..!!! thanks to the neutron scattering studies proposed and executed by Shuai Wei and his German colleagues, Zach Evenson (Technical University of Munich, Germany) and Moritz Stolpe (Saarland University, Germany) on samples prepared by Shuai with the help of Pierre Lucas (University of Arizona)."

Another feature in common for this small group of liquids is the existence of a maximum in liquid density which is famous for the case of water. A density maximum closely followed, during cooling, by a metal-to semiconductor transition is also seen in the stable liquid state of arsenic telluride, (As_2Te_3), which is first cousin to the antimony telluride (Sb_2Te_3) component of the PCMs all of which lie on the "Ovshinsky" line connecting antimony telluride (Sb_2Te_3) to germanium telluride ($GeTe$) in the three component phase diagram. Can it be that the underlying physics of these liquids has a common basis?

It is the suggestion of Wei and coauthors that when germanium, antimony and tellurium are mixed together in the ratio of 1:2:4, (or others along Ovshinsky's "magic" line) both the density maxima and the associated metal to non-metal transitions are pushed below the melting point and, concomitantly, the transition becomes much sharper than in other chalcogenide mixtures.

Then, as in the much-studied case of supercooled water, the fluctuations associated with the response function extrema should give rise to extremely rapid crystallization kinetics. In all cases, the high temperature state (now the metallic state), is the denser.

"This would explain a lot," enthuses Angell "Above the transition the liquid is very fluid and crystallization is extremely rapid, while below the transition the liquid stiffens up quickly and retains the amorphous, low-conductivity state down to room temperature. In nanoscopic "bits", it then remains indefinitely stable until instructed by a computer-programmed heat pulse to rise instantly to a temperature where, on a nano-second time scale, it flash crystallizes to the conducting state, the "on" state.

Lindsay Greer at Cambridge University has made the same argument couched in terms of a "fragile-to-strong" liquid transition".

A second slightly larger heat pulse can take the "bit" instantaneously above its melting point and then, with no further heat input and close contact with a cold substrate, it quenches at a rate sufficient to avoid crystallization and is trapped in the semi-conducting state, the "off" state.

"The high resolution of the neutron time of flight-spectrometer from the Technical University of Munich was necessary to see the details of the atomic movements. Neutron scattering at the Heinz Maier-Leibnitz Zentrum in Garching is the ideal method to make these movements visible," states Zach Evenson. [46]

Silicon qubits show promise for quantum computers

A new two-qubit quantum processor that is fully programmable and single electron spins that can be coherently coupled to individual microwave-frequency photons are two of the latest advances in the world of solid-state spin-based quantum computing. The breakthroughs could help in the development of large-scale spin-based processors in the future.

While classical computers store and process information as "bits" that can have one of two logic states – "0" or "1" – a quantum computer exploits the ability of quantum particles or bits (qubits) to be in a "superposition" of two or more states at the same time. Such a device could, in principle, outperform a classical computer on certain tasks, such as factoring large prime numbers and sorting large random lists, thanks to it being massively parallel.

In recent years, researchers have succeeded in making qubits from a number of solid-state materials, including semiconducting quantum dots and superconductors. Semiconductor spin qubits appear to be better for a number of reasons. For one, they last for a relatively long time before decohering (interacting with their environment). They can also be controlled electrically and can be integrated with high density on a chip.

The problem, however, is that it is still difficult to control the state of individual spin qubits and intertwine multiple qubits in a controlled way.

A complete set of operations in arbitrary combinations

A team at QuTech and the Kavli Institute of Nanoscience Delft led by [Lieven Vandersypen](#) and another led by [Jason Petta](#) at Princeton University have now succeeded in overcoming these problems.

Vandersypen and colleagues have made a new two-qubit device based on silicon that they can program to perform a complete set of operations in arbitrary combinations. "Such programmability means that the processor can run any algorithm the user designs and this is the idea people have in their minds of what a useful future quantum computer would look like," explains team member and lead author of the study [Thomas Watson](#).

A naturally "quiet" environment for qubits

The new device looks very much like a transistor, he says. "We apply control signals to metallic electrodes on a silicon chip to isolate, measure and manipulate the two electron spin qubits on the chip. As a proof of principle, we show that we can use these (electrical) control signals to run two different algorithms – the Deutsch-Jozsa algorithm (which tests whether a function is odd or even) and the Grover-search algorithm (which searches for the right answer in an unsorted set of data)."

The processor has the added advantage of being made from silicon, which provides a naturally "quiet" environment for qubits, he adds. Silicon is also the most widely used material in the

semiconducting industry, so there is a great opportunity here to be able to scale up the number of qubits in our device, which would allow it to run more complex algorithms still.

Transferring information

Meanwhile, Petta's team, which includes researchers from the University of Konstanz, has succeeded in coherently coupling a single electron spin with a single microwave-frequency photon. This has been difficult to achieve until now since spin qubits only weakly interact with their environment (a property that allows them to have a long lifetime, as mentioned).

"Such coupling is important because it allows us to transfer information from the spin qubit (which is stuck on a wafer) to a photon (which can be routed over relatively long distances on a chip)," explains Petta. "In the future, we should be able to couple any spin qubit on a processor to any other spin qubit on a processor using the photons as an information 'link'."

Faster than "bad" processes

The key here is for the spin to communicate with the photon in an extremely clean material system that allows for long spin coherence times, he says. "What happens naturally in most systems is that the photon leaks from its cavity, and the qubit quantum state collapses. We need to be able to couple the spin to the photon faster than the rate at which these 'bad' processes occur.



"In our work, we coupled silicon and superconducting niobium to couple semiconducting spin qubits to superconducting circuitry, a set up that allows us to trap the photon for a relatively long period."

Fast spin-photon coupling rates

The operation time of such a device is slow, however, at around 0.1 seconds (which is like having a computer with a 10 Hz clock speed), explains Petta, so we sped up the interaction using a two-step process that couples the charge of the spin electron to the electric field of the photon cavity. "The spin of that same electron is coupled to its position due to a magnetic field gradient, which generates a spin-orbit interaction," he says. "Combining the electric field coupling and spin-orbit coupling is what allows us to achieve the fast spin-photon coupling rates (of more than 10 MHz) we observed in our experiments."

And that is not all. As well as demonstrating this spin-photon coupling, the Princeton-Konstanz researchers also found they could use light to measure the orientation of a single electron spin. “In the short term, we believe that the technology might be useful for high-fidelity readout of single quantum states,” Petta tells *nanotechweb.org*. “As mentioned, spin-photon coupling should also allow us to couple spins separated by large distances, and possibly even allow for chip-to-chip coupling.”

So, where next? Watson and colleagues say they will now be increasing the number of qubits in their devices and Petta’s team will couple one spin to another across a chip roughly 1 cm in size using a single microwave-frequency photon.

The research from both groups is published in *Nature*. Their papers are [here](#) and [here](#). [45]

New device widens light beams by 400 times, broadening possibilities in science and technology

By using light waves instead of electric current to transmit data, photonic chips—circuits for light—have advanced fundamental research in many areas from timekeeping to telecommunications. But for many applications, the narrow beams of light that traverse these circuits must be substantially widened in order to connect with larger, off-chip systems. Wider light beams could boost the speed and sensitivity of medical imaging and diagnostic procedures, security systems that detect trace amounts of toxic or volatile chemicals and devices that depend on the analysis of large groupings of atoms.

Scientists at the National Institute of Standards and Technology (NIST) have now developed a highly efficient converter that enlarges the diameter of a [light](#) beam by 400 times. NIST physicist Vladimir Aksyuk and his colleagues, including researchers from the University of Maryland NanoCenter in College Park, Maryland, and Texas Tech University in Lubbock, described their work in the journal *Light: Science and Applications*.

The converter widens the cross section, or area of the beam, in two consecutive stages. Initially, the light travels along an [optical waveguide](#)—a thin, transparent channel whose [optical properties](#) limit the diameter of the beam to a few hundred nanometers, less than one-thousandth the average diameter of a human hair. Because the waveguide channel is so narrow, some of the traveling light extends outward beyond the edges of the waveguide. Taking advantage of this broadening, the team placed a rectangular slab composed of the same material as the waveguide a tiny, precisely measured distance from the waveguide. The light can jump across the tiny gap between the two components and gradually leak into the slab.

The slab maintains the narrow width of the light in the vertical (top-to- bottom) dimension, but it provides no such constraints for the lateral, or sideways, dimension. As the gap between the waveguide and the slab is gradually changed, the light in the slab forms a precisely directed beam 400 times wider than the approximately 300 nm diameter of the original beam.

In the second stage of the expansion, which enlarges the vertical dimension of the light, the beam traveling through the slab encounters a diffraction grating. This optical device has periodic rulings or lines, each of which scatters light. The team designed the depth and spacing of the rulings to

vary so that the light waves combine, forming a single wide beam directed at nearly a right angle to the chip's surface.

Importantly, the light remains collimated, or precisely parallel, throughout the two-stage expansion process, so that it stays on target and does not spread out. The area of the collimated beam is now large enough to travel the long distance needed to probe the optical properties of large diffuse groupings of atoms.

Working with a team led by John Kitching of NIST in Boulder, Colorado, the researchers have already used the two-stage converter to successfully analyze the properties of some 100 million gaseous rubidium atoms as they jumped from one energy level to another. That's an important proof-of-concept because devices based on interactions between light and atomic gasses can measure quantities such as time, length and magnetic fields and have applications in navigation, communications and medicine.

"Atoms move very quickly, and if the beam monitoring them is too small, they move in and out of the beam so fast that it becomes difficult to measure them," said Kitching. "With large laser beams, the atoms stay in the beam for longer and allow for more precise measurement of the atomic properties," he added. Such measurements could lead to improved wavelength and time standards. [44]

Computing faces an energy crunch unless new technologies are found

There's little doubt the information technology revolution has improved our lives. But unless we find a new form of electronic technology that uses less energy, computing will become limited by an "energy crunch" within decades.

Even the most common events in our daily life – making a phone call, sending a text message or checking an email – use computing power. Some tasks, such as watching videos, require a lot of processing, and so consume a lot of energy.

Because of the energy required to power the massive, factory-sized data centres and networks that connect the internet, computing already consumes 5% of global electricity. And that electricity load is doubling every decade.

Fortunately, there are new areas of physics that offer promise for massively reduced energy use.

The end of Moore's Law

Humans have an insatiable demand for computing power.

Smartphones, for example, have become one of the most important devices of our lives. We use them to access weather forecasts, plot the best route through traffic, and watch the latest season of our favourite series.

And we expect our smartphones to become even more powerful in the future. We want them to translate language in real time, transport us to new locations via virtual reality, and connect us to the "Internet of Things".

The computing required to make these features a reality doesn't actually happen in our phones. Rather it's enabled by a huge network of mobile phone towers, Wi-Fi networks and massive, factory-sized data centres known as "server farms".

For the past five decades, our increasing need for computing was largely satisfied by incremental improvements in conventional, silicon-based computing technology: ever-smaller, ever-faster, ever-more efficient chips. We refer to this constant shrinking of silicon components as "Moore's Law".

Moore's law is named after Intel co-founder Gordon Moore, who observed that: "the number of transistors on a chip doubles every year while the costs are halved."

But as we hit limits of basic physics and economy, Moore's law is winding down. We could see the end of efficiency gains using current, silicon-based technology as soon as 2020.

Our growing demand for computing capacity must be met with gains in computing efficiency, otherwise the information revolution will slow down from power hunger.

Achieving this sustainably means finding a new technology that uses less energy in computation. This is referred to as a "beyond CMOS" solution, in that it requires a radical shift from the silicon-based CMOS (complementary metal–oxide–semiconductor) technology that has been the backbone of computing for the last five decades.

Why does computing consume energy at all?

Processing of information takes energy. When using an electronic device to watch TV, listen to music, model the weather or any other task that requires information to be processed, there are millions and millions of binary calculations going on in the background. There are zeros and ones being flipped, added, multiplied and divided at incredible speeds.

The fact that a microprocessor can perform these calculations billions of times a second is exactly why computers have revolutionised our lives.

But information processing doesn't come for free. Physics tells us that every time we perform an operation – for example, adding two numbers together – we must pay an energy cost.

And the cost of doing calculations isn't the only energy cost of running a computer. In fact, anyone who has ever used a laptop balanced on their legs will attest that most of the energy gets converted to heat. This heat comes from the resistance that electricity meets when it flows through a material.

It is this wasted energy due to electrical resistance that researchers are hoping to minimise.

Recent advances point to solutions

Running a computer will always consume some energy, but we are a long way (several orders of magnitude) away from computers that are as efficient as the laws of physics allow. Several recent advances give us hope for entirely new solutions to this problem via new materials and new concepts.

Very thin materials

One recent step forward in physics and materials science is being able to build and control materials that are only one or a few atoms thick. When a material forms such a [thin layer](#), and the movement of electrons is confined to this sheet, it is possible for electricity to flow without resistance.

There are a range of different materials that show this property (or might show it). Our research at the ARC Centre for Future Low-Energy Electronics Technologies ([FLEET](#)) is focused on studying these materials.

The study of shapes

There is also an exciting conceptual leap that helps us understand this property of electricity flow without resistance.

This idea comes from a branch of mathematics called "topology". Topology tells us how to compare shapes: what makes them the same and what makes them different.

Image a coffee cup made from soft clay. You could slowly squish and squeeze this shape until it looks like a donut. The hole in the handle of the cup becomes the hole in the donut, and the rest of the cup gets squished to form part of the donut.

Topology tells us that donuts and coffee cups are equivalent because we can deform one into the other without cutting it, poking holes in it, or joining pieces together.

It turns out that the strange rules that govern how electricity flows in thin layers can be understood in terms of topology. This insight was the focus of the [2016 Nobel Prize](#), and it's driving an enormous amount of current research in physics and engineering.

We want to take advantage of these new materials and insights to develop the next generation of low-energy electronics devices, which will be based on topological science to allow electricity to flow with minimal resistance.

This work creates the possibility of a sustainable continuation of the IT revolution – without the huge energy cost. [43]

An important step towards completely secure quantum communication network

The quest for a secure information network is on. Researchers at the Niels Bohr Institute, University of Copenhagen, have recently succeeded in boosting the storage time of quantum information, using a small glass container filled with room temperature atoms, taking an important step towards a secure quantum encoded distribution network.

Sending information in optical fibres over long distances in the classical regime

Sending information over [long distances](#) can be done by encoding messages into light pulses, and sending them through optical fibres. But there is loss in fibres, so amplification is necessary along the way. Repeaters amplify the light pulses at specific intervals along the line, and voila! –

transatlantic communication is possible. But there is a problem: It is not completely secure. The information can be picked up, and even if it is encoded, codes can be broken.

Distributing information in the quantum regime

What happens when sending quantum information, is slightly different. The information itself is not actually travelling, but is teleported via entanglement distributed in the network. The sender has one half of the entanglement, and the receiver has the other half.

Entanglement is much easier to create over short distances, so the line between sender and receiver is segmented and entanglement is created between each beginning and end of the segments. If each segment is capable of storing the entanglement, the line operator can wait until entanglement is created in all segments and then perform entanglement swaps at the joints to extend the entanglement to the full distance between sender and receiver. So storage is critical – and this is why the improvement of storage time now done by the researchers is so important. Only when entanglement is in place in the entire length of the line, the actual communication can take place. Along the way, it is totally inaccessible for anyone else, as the delicate quantum information self-destructs immediately if you try to eavesdrop or manipulate it in any way.

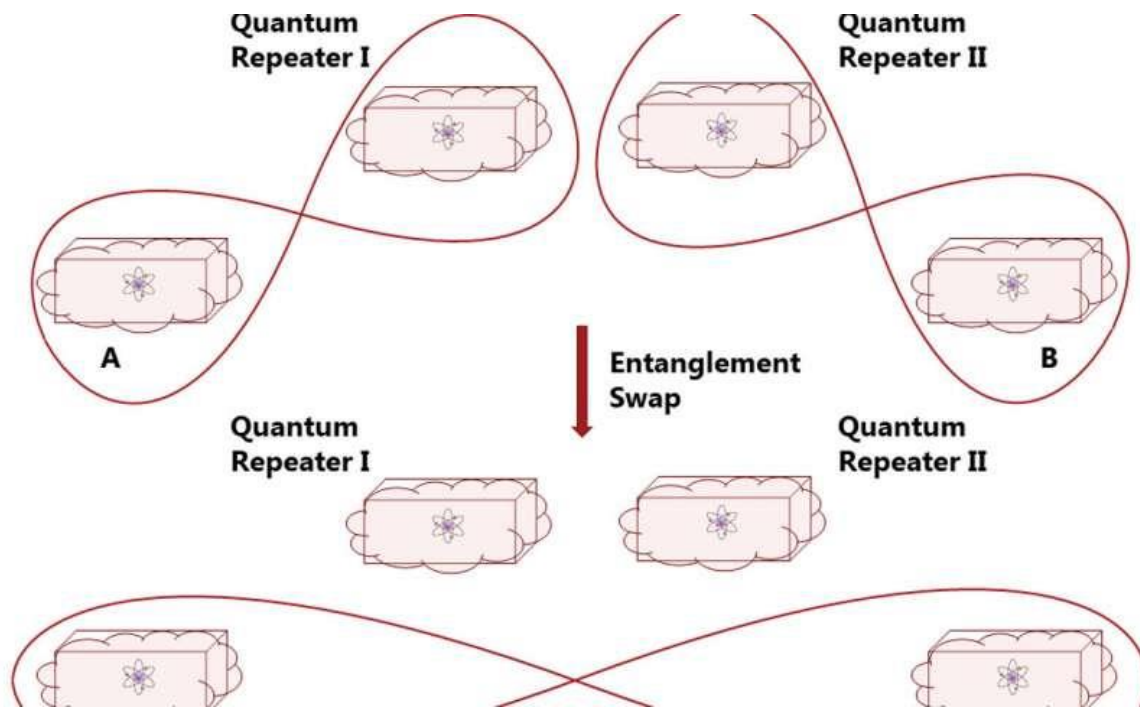


Illustration: When distributing entanglement between sender A and receiver B, the communication line is segmented by inserting quantum repeaters. In this illustration A is entangled with Quantum Repeater I while B is entangled with Quantum ...[more](#)

We need many quantum repeaters

The storage time comes into the picture, as it actually takes some time for the information to travel in the fibres. The delicate quantum entanglement has to be stored, waiting its turn to travel through the optical fibre. It makes very good sense to aim for a system that operates at room temperature, because of the scale of such networks. If quantum repeaters have to be deployed for

app. every 10 km of communication line, the benefits of a simple setup, working at room temperature, are tremendous.

The researchers at the Niels Bohr Institute have managed to boost this crucial lifespan of the quantum state at room temperature to about a quarter of a millisecond, and in this period of time, the light can travel roughly 50 km in the fibre. "So, 50 km – it is still not very far, if you want to send regional quantum information, but it is way longer than what has previously been achieved with atoms at room temperature", says Karsten Dideriksen, Ph.D. student on the project.

The actual technology

The technique itself consists of a small glass container, filled with Cæsium atoms, in which the researchers are able to load, store and retrieve single photons (particles of light) from, the quantum states necessary for the repeater. This technique improves the life span of the quantum states at room temperature a hundred times. Simplicity is key, as one has to imagine this technology, once developed to its full potential, spread out across the globe as quantum repeaters in our information networks.

The immediate perspective is, as mentioned, storage for use in secure [quantum information](#) networks, but other options like generation of on-demand single photons for [quantum](#) computing are on the table. [42]

Hard limits on the postselectability of optical graph states

Since the discovery of quantum mechanics, in the early 20th century, physicists have relied on optics to test its fundamentals.

Even today, linear quantum optics—the physics of how [single photons](#) behave in mirrors, waveplates, and beamsplitters—leads the way in terms of observations of multi-party entanglement, tests of quantum nonlocality, and addressing fundamental questions about the nature of reality itself.

Light notoriously avoids interaction. One [beam of light](#) does not readily affect anything about a second beam—they simply add up, through interference, and go about their business.

To date, quantum mechanical tests have relied on our ability to produce states of light in which, when all the photons are measured, a subset of the measurement patterns can be sifted out—those in which a desired interaction has occurred. Physicists call this technique 'postselection'.

New work by a team at the University of Bristol's Centre for Quantum Photonics has uncovered fundamental limits on the quantum operations which can be carried out with postselection. As physicists build bigger and bigger quantum states of light, fewer and fewer entangled states are reachable using postselection alone.

The Bristol team found that as the complexity of the postselection scheme increases, the desired interacting state, which at first is easy to sift from the larger state, starts to behave indistinguishably from the noise, making postselection impossible.

Each photon can carry a quantum bit, or 'qubit', of quantum information, for applications ranging from quantum computing to quantum communications. An important class of entangled states are the 'graph states', so called because their entanglement can be visualised as connections between the qubit nodes of a graph.

Applying their postselectability heuristics to graph states, the researchers catalogued which graphs of up to nine qubits are postselectable, finding these to be fewer than one fifth of the total. This fraction is expected to drop severely for larger quantum systems, limiting the kinds of entanglement that can be reached with today's quantum photonic technology, and strengthening the call for new technologies to generate and entangle photons.

The work is published today in the journal *Quantum Science and Technology*.

Jeremy Adcock, lead author of the new work, said: "Even though our rules for postselection show that most states are off limits, they also tell us how to build experiments of maximum complexity."

Dr. Joshua Silverstone, who led the project, and is a Leverhulme Early Career Fellow at Bristol, added: "People have known about problems with postselection for many years, but it's remarkable that only now can we see through to its fundamental limits."

"Postselection still has some fight left in it, but this work should really make people think about modern approaches to optical [quantum](#) tech." [41]

Ultracold quantum mix

The experimental investigation of ultracold quantum matter makes it possible to study quantum mechanical phenomena that are otherwise inaccessible. A team led by the Innsbruck physicist Francesca Ferlaino has now mixed quantum gases of two strongly magnetic elements, erbium and dysprosium, and created a dipolar quantum mixture.

A few years ago, it seemed unfeasible to extend the techniques of atom manipulation and deep cooling in the ultracold regime to many-valence-electron atomic species. The reason is the increasing complexity in the atomic spectrum and the unknown scattering properties. However, a team of researchers, led by Ben Lev at Stanford University and an Austrian team directed by Francesca Ferlaino at the University of Innsbruck demonstrated [quantum](#) degeneracy of rare-earth species. Ferlaino's group focused the [research](#) on [erbium](#) and developed a powerful, yet surprisingly simple approach to produce a Bose-Einstein condensate.

"We have shown how the complexity of atomic physics can open up new possibilities," says Ferlaino. Magnetic species are an ideal platform to create dipolar quantum matter, in which particles interact with each other via a long-range and orientation dependent interaction as little quantum magnets.

In a new paper now published in the journal *Physical Review Letters*, the Austrian research team makes a new leap in the field of dipolar matter. They mixed erbium and dysprosium, and for the first time, produced a dipolar quantum mixture. "We studied very carefully the atomic spectra of these two species and made plans on how to combine them and reach simultaneous quantum degeneracy," says Philipp Ilzhöfer, one of the two leading authors of the paper.

"And our scheme worked out even better than expected, allowing us to create a system in which Bose-Einstein condensates of erbium and dysprosium coexist and interact with each other," adds Arno Trautmann, the other leading author. This advance promises to open novel research frontiers in the field of dipolar quantum matter because of the long-range interaction among the two species. [40]

Environment turns molecule into a switch

It looks like a cross with four arms of equal length that have a central atom at their intersection. All atoms are arranged in one plane so that the molecule is absolutely planar – at least in the normal state.

Physicists from the University of Würzburg have now succeeded in manipulating this molecule using a special deposit and an electrical field to permanently take on two different states. This could make the molecule suitable as a kind of "molecular switch" for spintronics applications – a trailblazing data processing technology based on electron spin.

The molecular switch is the fruit of a collaboration of members from the Departments of Experimental and Theoretical Physics at the University of Würzburg: Dr. Jens Kügel, a postdoc at the Department of Experimental Physics II, devised and ran the experiments. Giorgio Sangiovanni, a Professor of Theoretical Physics at the Institute of Theoretical Physics and Astrophysics, was in charge of interpreting them. The team has recently published their research results in the current issue of the journal npj Quantum Materials.

Building a bridge with a dye molecule

"We used a manganese phthalocyanine molecule, a dye which cannot be normally switched," Sangiovanni describes the physicists' approach. Jens Kügel had to resort to a trick to turn it into a molecular switch: He mounted the molecule on a very special metallic surface built of silver and bismuth atoms.

Because bismuth atoms are much bigger than silver atoms, their regular arrangement covers the metal surface like low walls. Irregularities in this structure result in a larger distance between two bismuth areas like a dried-up riverbed. The manganese phthalocyanine molecule then builds a bridge across this riverbed to continue the metaphor.

Switched by an electric field

Jens Kügel used a special technique to give the molecule its switching property. When he approached the manganese atom at the centre of the molecule with a very fine tip that emitted an electric field, the central atom changed its position and moved down a bit towards the metallic surface out of the molecular plane. "In this way, the molecule took on two stable switchable states," the physicist says.

Physically, the molecule creates a large magnetic moment due to the position change of its central atom. Because of special quantum physics phenomena, this change of position affects the entire molecule, manifesting externally through distinctly different magnetic properties. Physicists refer to this as the Kondo effect.

A new concept to build molecular switches

Normally, molecular switches are synthesised to be intrinsically stable in multiple states. "We have now demonstrated that this functionality can be created also in non-switchable molecules by selectively manipulating the molecule's environment," Kügel and Sangiovanni explain the central result of their paper. The physicists have thus developed a new concept to build molecular switches which they believe will open up new design possibilities in molecular electronics in the future.

Successful cooperation in the Collaborative Research Center

The successful collaboration of theoretical and experimental physicists at the University of Würzburg is also based on the Collaborative Research Center "Topological and Correlated Electronics at Surfaces and Interfaces", short ToCoTronics, which is located in Würzburg. Its focus is on special physical phenomena – electronic correlations and topological physics, and above all, their interactions which have huge application potential for novel, trailblazing technologies of tomorrow. [39]

Spotting nature's own evolution of quantum tricks could transform quantum technology

A new test to spot where the ability to exploit the power of quantum mechanics has evolved in nature has been developed by physicists at the University of Warwick.

The test identifies a tell-tale hallmark of quantum coherence, classifying the properties of particles in a quantum state that are interacting with a real-world environment. The test should allow scientists to quantify and track quantum coherence in the natural world using laboratory experiments.

Published this week in the journal *Physical Review A*, the theoretical work could lead to experiments that help solve the debate on whether biological processes exploit quantum mechanics to their advantage, and whether evolution could provide us with a template for quantum technologies such as computers, sensors and energy sources.

Microscopic particles in a quantum state are very difficult to spot as the act of observing them changes their state. These stealthy particles can exist in many locations or configurations simultaneously, a feature known as quantum coherence.

The effect underpins technologies such as quantum computers, quantum sensors and quantum communication systems, which use ordered systems isolated from the rest of the world. However, whether quantum coherence exists in the noisier and messier real world is more difficult to identify.

The test involves a procedure to destroy quantum coherence, and then to observe the change in later measurements. Where a measurably large impact is observed, scientists can demonstrate that there must have been quantum coherence in the system. The new work clarifies the possible exceptions to this conclusion, which depend on how quickly the special procedure can destroy the coherence.

Dr. George Knee, 1851 Royal Commission Research Fellow from the University's Department of Physics, said: "To demonstrate the presence of quantum coherence in a biological system would constitute a paradigm shift, away from the idea that only humans have the ability to engineer systems capable of exhibiting and exploiting quantum coherence. It would also be a step toward the Schrodinger's Cat thought experiment, where a living organism is placed in a state where it is, quantum coherently, both dead and alive."

Co-author Dr. Animesh Datta said: "The results from this test will be valuable in improving our understanding of how chemistry and biology works, and may allow us to answer the question of whether quantum physics has played a part in evolutionary processes."

According to quantum physics, a particle, such as one carrying energy in a photosynthetic organism, can travel along multiple different pathways between an input and an output. The energy carried by the particle could be lost at any moment after it is created. Should the particle move towards its destination faster, there is a lower chance of loss and greater efficiency could be achieved.

Coherence allows for interference between the two pathways, allowing the particle to travel further on average than it could otherwise during the same time period. This suggests that quantum effects might have lent an evolutionary advantage to those organisms adapted to exploiting them.

Dr. Knee added: "The possibilities are tantalising: if our proposed test were carried out in a biological system, and returned a positive result, we might be able to learn quantum engineering design principles from nature. We could then try to create biomimetic technologies that are more robust and perhaps even more powerful than the current generation of quantum technologies, which are almost exclusively based on highly isolated systems. If we were able to turbocharge artificial light harvesting, such as in a solar cell for example, there would be a huge potential for providing affordable, renewable energy." [38]

Entangled atoms shine in unison

A team led by Austrian experimental physicist Rainer Blatt has succeeded in characterizing the quantum entanglement of two spatially separated atoms by observing their light emission. This fundamental demonstration could lead to the development of highly sensitive optical gradiometers for the precise measurement of the gravitational field or the Earth's magnetic field.

The age of quantum technology has long been heralded. Decades of research into the quantum world have led to the development of methods that make it possible today to exploit quantum properties specifically for technical applications. The team led by the Innsbruck quantum computer pioneer Rainer Blatt controls individual atoms very precisely in experiments with ion traps. The deliberate entanglement of these quantum particles not only opens up the possibility of building a quantum computer, but also creates the basis for the measurement of physical properties with previously unknown precision. The physicists have now succeeded for the first time in demonstrating fully-controlled free-space quantum interference of single photons emitted by a pair of effectively-separated entangled atoms.

"Today, we can very precisely control the position and entanglement of particles and generate [single photons](#) as needed," explains Gabriel Araneda from Rainer Blatt's team from the Department of Experimental Physics at the University of Innsbruck. "Together, this allows us to investigate the effects of entanglement in the collective atom-light interaction." The physicists at the University of Innsbruck compared the photon interference produced by entangled and non-entangled barium atoms. The measurements showed that these are qualitatively different. In fact, the measured difference of the interference fringes directly corresponds to the amount of entanglement in the atoms. "In this way we can characterize the [entanglement](#) fully optically," Gabriel Araneda emphasizes the significance of the experiment. The physicists were also able to demonstrate that the interference signal is highly sensitive to environmental factors at the location of the atoms. "We take advantage of this sensitivity and use the observed interference signal to measure [magnetic field](#) gradients," says Araneda. This technique may lead to the development of ultra-sensitive optical gradiometers. As the measured effect does not rely in the proximity of the atoms, these measurements could allow to precisely compare field strengths at separated locations, such as that of the Earth's magnetic or gravitational fields.

The work was published in the journal *Physical Review Letters* and was financially supported by the Austrian Science Fund FWF, the European Union and the Federation of Austrian Industries Tyrol, among others. [37]

Entangled LED first to operate in the telecom window

Researchers have demonstrated the first quantum light-emitting diode (LED) that emits single photons and entangled photon pairs with a wavelength of around 1550 nm, which lies within the standard telecommunications window. A single-photon source that operates at this wavelength is expected to serve as a key component in future quantum networks, long-distance quantum communication systems, quantum cryptography devices, and other applications.

The researchers, Tina Müller et al., at Toshiba Research Europe Limited, the University of Sheffield, and the University of Cambridge, have published a paper on the new [quantum](#) light source in a recent issue of *Nature Communications*.

"For the first time, quantum devices can meet the fundamental requirements of state-of-the-art quantum key distribution and [quantum communication systems](#)," Müller told *Phys.org*.

The ability to emit single photons and [entangled photon pairs](#) in the telecom window has been a goal in the field of quantum optics for a long time. Although a variety of different light sources exist that can emit single and entangled photons (from individual atoms to color centers in diamond), until now they have been largely limited to shorter wavelengths that are unsuitable for quantum network applications.

In the new study, the researchers fabricated light-emitting quantum dot devices based on indium phosphide, a material that is currently used in quantum dot lasers to generate laser light with a 1550-nm wavelength. To enable this material to emit single photons and entangled [photon](#) pairs at this wavelength, the researchers used a growth method called metalorganic vapor phase epitaxy to grow individual indium phosphide quantum dot "droplets," which form the basis for the quantum LEDs.

Another advantage of the new quantum LEDs is that they can operate at temperatures of up to 93 K, which is significantly higher than the operating temperatures of other quantum light sources. A higher operating temperature allows for easier integration with existing devices, and the researchers expect that the operating temperature of the new devices could be improved even further with some modifications.

Going forward, the researchers anticipate that the new quantum LEDs will have a significant impact on the development of quantum network technology, including the quantum internet. For example, the devices can be integrated with quantum relays and repeaters to extend the range of quantum networks. The researchers also expect that the quantum light sources can operate in pulsed mode when integrated with radio frequency electronics. Their next steps will be to make improvements in order to realize these applications.

"We will further optimize the performance and size of our devices to facilitate integration in long-distance quantum communications systems," Müller said. [36]

Team invents new way to 'see' the quantum world

JILA scientists have invented a new imaging technique that produces rapid, precise measurements of quantum behavior in an atomic clock in the form of near-instant visual art.

The technique combines spectroscopy, which extracts information from interactions between light and matter, with high-resolution microscopy.

As described in *Physical Review Letters*, the JILA method makes spatial maps of energy shifts among the [atoms](#) in a three-dimensional strontium lattice atomic clock, providing information about each atom's location and energy level, or [quantum](#) state.

The technique rapidly measures physical effects that are important to atomic clocks, thus improving the clock's precision, and it can add new atomic-level detail to studies of phenomena such as magnetism and superconductivity. In the future, the method may allow scientists to finally see new physics such as the connection between quantum physics and gravity.

JILA is operated jointly by the National Institute of Standards and Technology (NIST) and the University of Colorado Boulder.

"This technique allows us to write a piece of beautiful 'music' with laser light and atoms, and then map that into a structure and freeze it like a stone so we can look at [individual atoms](#) listening to the different tones of the laser, read out directly as an image," JILA/NIST Fellow Jun Ye said.

The atoms are in a so-called quantum degenerate gas, in which large numbers of atoms interact with each other. This "quantum many-body" phenomenon is extending measurement precision to new extremes.

To prepare atoms for a beauty shot, researchers use a laser pulse to drive about 10,000 strontium atoms from their low-energy ground state to a high-energy, excited state. Then, a blue laser

positioned underneath the lattice is shined upward vertically through the atoms, and a camera takes a picture of the shadow the atoms cast, which is a function of how much light they absorb. Ground-state atoms absorb more light.

The resulting images are false-color representations of atoms in the ground state (blue) and excited state (red). The white region represents atoms in a fine mixture of about 50 percent red and 50 percent blue, creating a dappled effect. This occurs because these atoms were initially prepared in a quantum state of superposition, or both ground and excited states simultaneously, and the imaging measurement prompts a collapse into one of the two states, which creates "noise" in the image.

As a demonstration, the JILA team created a series of images to map small frequency shifts, or fractions of atoms in the excited state, across different regions of the lattice. The ability to make simultaneous comparisons improves precision and speed in measurements of a group of atoms. The researchers reported achieving a record precision in measuring frequency of 2.5×10^{-19} (error of just 0.25 parts per billion billion) in 6 hours. Imaging spectroscopy is expected to greatly improve the precision of the JILA atomic clock, and other atomic clocks generally.

Imaging spectroscopy provides information about the local environment of the atoms, similar to the incredible resolution offered by scanning tunneling microscopy. So far, the method has been used to produce two-dimensional images, but it could make 3-D images based on layer-by-layer measurements as is done in tomography, which combines multiple cross-sections of solid objects, Ye said.

A sort of artificial crystal, the lattice of atoms could also be used as a magnetic or gravitational sensor to test the interplay between different fields of physics. Ye is most excited about the future possibility of using the atoms in the clock as a gravity sensor, to see how quantum mechanics, which operates on very small spatial scales, interacts with general relativity, the theory of gravity, a macroscopic force.

"As the clock gets better in the next 20 years, this little crystal could not only map out how gravity affects frequency, but we could also start to see the interplay of gravity and quantum mechanics," Ye said. "This is a physical effect that no experimental probe has ever measured. This imaging technique could become a very important tool." [35]

Super-resolution microscopy in both space and time


Super-resolution microscopy is a technique that can "see" beyond the diffraction of light, providing unprecedented views of cells and their interior structures and organelles. The technique has garnered increasing interest recently, especially since its developers won the Nobel Prize in Chemistry in 2014.

But super-resolution microscopy comes with a big limitation: it only offers spatial resolution. That might suffice for static samples, like solid materials or fixed cells, but when it comes to biology, things become more complicated. Living cells are highly dynamic and depend on a complex set of biological processes that occur across sub-second timescales, constantly changing. So if we are to

visualize and understand how living cells function in health and disease, we need a high time (or "temporal") resolution as well.

A team led by Professor Theo Lasser, the head of the Laboratory of Biomedical Optics (LOB) at EPFL has now made strides to address the issue by developing a technique that can perform both 3-D super-resolution microscopy and fast 3-D phase imaging in a single instrument. Phase imaging is a technique that translates the changes in the phase of light caused by cells and their organelles into refractive index maps of the cells themselves.

The unique platform, which is referred as a 4-D microscope, combines the sensitivity and high time-resolution of phase imaging with the specificity and high spatial resolution of fluorescence microscopy. The researchers developed a novel algorithm that can recover the phase information from a stack of bright-field images taken by a classical microscope.



PRISM: microscopy add-on to perform simultaneous 3D imaging of 8 planes. Credit: Vytautas Navikas

"With this algorithm, we present a new way to achieve 3-D quantitative phase microscopy using a conventional bright-field microscope," says Adrien Descloux, one of the lead authors of the paper. "This allows direct visualization and analysis of subcellular structures in living cells without labeling."

To achieve fast 3-D imaging, the scientists custom-designed an image-splitting prism, which allows the simultaneous recording of a stack of eight z-displaced images. This means that the microscope can perform high-speed 3-D phase imaging across a volume of $2.5\mu\text{m} \times 50\mu\text{m} \times 50\mu\text{m}$. The microscope's speed is basically limited by the speed of its camera; for this demonstration, the team was able to image intracellular dynamics at up to 200 Hz. "With the prism as an add-on, you can turn a classical microscope into an ultra-fast 3-D imager," says Kristin Grussmayer, another one of the paper's lead authors.

The prism is also suited for 3-D fluorescence imaging, which the scientists tested using super-resolution optical fluctuation imaging (SOFI). This method exploits the blinking of fluorescent dyes to improve 3-D resolution through correlation analysis of the signal. Using this, the researchers performed 3-D super-resolution imaging of stained structures in the cells, and combined it with 3-D label-free phase imaging. The two techniques complemented each other very well, revealing fascinating images of the inner architecture, cytoskeleton, and organelles also in living cells across different time points.

"We are thrilled by these results and the possibilities offered by this technique," says Professor Hilal Lashuel, whose lab at EPFL teamed up with Professor Lasser's in using the new technique to study the mechanisms by which protein aggregation contributes to the development and progression of neurodegenerative diseases, such as Parkinson's and Alzheimer's. "The technical advances enabled high-resolution visualization of the formation of pathological alpha synuclein aggregates in hippocampal neurons."

The team has named the new microscopy platform PRISM, for Phase Retrieval Instrument with Super-resolution Microscopy. "We offer PRISM as a new microscopy tool and anticipate that it will be rapidly used in the life science community to expand the scope for 3-D high-speed imaging for biological investigations," says Theo Lasser. "We hope that it will become a regular workhorse for neuroscience and biology." [34]

Optical distance measurement at record-high speed

Microresonator-based optical frequency combs enable highly-precise optical distance ranging at a rate of 100 million measurements per second – publication in *Science*: Scientists of Karlsruhe Institute of Technology (KIT) and École polytechnique fédérale de Lausanne (EPFL) have demonstrated the fastest distance measurement so far. The researchers demonstrated on-the-fly sampling of a gun bullet profile with micrometer accuracy. The experiment relied on a soliton frequency comb generated in a chip-based optical microresonator made from silicon nitride. Potential applications comprise real-time 3-D cameras based on highly precise and compact LIDAR systems.

For decades, distance metrology by means of lasers, also known as LIDAR (laser-based light detection and ranging), has been an established method. Today, optical distance measurement methods are being applied in a wide variety of emerging applications, such as navigation of autonomous objects, e.g. drones or satellites, or process control in smart factories. These

applications are associated with very stringent requirements regarding measurement speed and accuracy, as well as size of the optical distance measurement systems. A team of researchers headed by Professor Christian Koos at KIT's Institute of Photonics and Quantum Electronics (IPQ) together with the team of Professor Tobias Kippenberg at École polytechnique fédérale de Lausanne (EPFL) has started to address this challenge in a joint activity, aiming at a concept for ultra-fast and highly precise LIDAR system that shall fit into a matchbox one day. The basics of this concept have now been published in the scientific journal Science. To demonstrate the viability of their approach, the scientists used a gun bullet flying at a speed of 150 m/s. "We managed to sample the surface structure of the projectile on-the-fly, achieving micrometer accuracy", Professor Koos comments, "To this end, we recorded 100 million distance values per second, corresponding to the fastest distance measurement so far demonstrated."

This demonstration was enabled by a new type of chip-scale light source developed at EPFL, generating optical [frequency combs](#). The combs are generated in optical microresonators, tiny circular structures, which are fed by continuous-wave light from a laser source. Mediated by nonlinear optical processes, the laser light is converted into stable optical pulses – dissipative Kerr solitons – forming regular a pulse train that features a broadband optical spectrum. The concept crucially relies on high-quality silicon nitride microresonators with ultra-low losses, which were produced at EPFL's Centre of MicroNanotechnology (CMi). "We have developed low-loss optical resonators, in which extremely high optical intensities can be generated – a prerequisite for soliton frequency combs," says Professor Tobias Kippenberg of EPFL, "These so-called Kerr frequency combs have rapidly found their way into new applications over the previous years. "

In their demonstrations, the researchers combined findings from different areas. "In the past years, we have extensively studied methods for ultra-fast communications using chip-scale frequency comb sources," Christian Koos of KIT explains. "We now transfer these results to another research area – optical distance measurements." In 2017, the two teams already published a joint article in Nature, reporting on the potential of chip-scale soliton comb sources in optical telecommunications. In principle, [optical frequency combs](#) consist of light with a multitude of precisely defined wavelengths – the optical spectrum then resembles the teeth of a comb. If the structure of such a comb is known, the inference pattern resulting from superposition of a second frequency comb can be used to determine the distance traveled by the light. The more broadband the frequency combs, the higher is the measurement accuracy. In their experiments, the researchers used two optical microchips to generate a pair of nearly identical frequency combs.

The scientists consider their experiment to be a first demonstration of the measurement technique. Although the demonstrated combination of precision and speed in the ranging experiment is an important milestone in itself, the researchers aim at carrying the work further and at eliminating the remaining obstacles towards technical application. For instance, the range of the method is still limited to typical distances of less than 1 m. Moreover, today's standard processors do not permit real-time evaluation of the large amount of data generated by the measurement. Future activities will focus on a compact design, enabling highly precise ranging while fitting into the volume of a matchbox. The silicon-nitride microresonators are already commercially available by EPFL's spinoff LiGENTEC SA that has specialized on fabrication of silicon nitride-based photonic integrated circuits (PIC).

The envisaged sensors might serve a wide variety of applications, e.g., for high-throughput in-line control of high-precision mechanical parts in digital factories, replacing state-of-the-art inspection of a small subset of samples by laborious distance metrology. Moreover, the LIDAR concept might pave the path towards high-performance 3-D cameras in microchip format, which may find widespread applications in autonomous navigation. [33]

Researchers turn light upside down

Researchers from CIC nanoGUNE (San Sebastian, Spain) and collaborators have reported in *Science* the development of a so-called hyperbolic metasurface on which light propagates with completely reshaped wavefronts. This scientific achievement toward more precise control and monitoring of light is highly interesting for miniaturizing optical devices for sensing and signal processing.

Optical waves propagating away from a point source typically exhibit circular (convex) wavefronts. "Like waves on a water surface when a stone is dropped," says Peining Li, EU Marie Skłodowska-Curie fellow at nanoGUNE and first author of the paper. The reason for this circular propagation is that the medium through which [light](#) travels is typically homogeneous and isotropic, i.e., uniform in all directions.

Scientists had theoretically predicted that specifically structured surfaces can turn the wavefronts of light upside-down when it propagates along them. "On such surfaces, called hyperbolic metasurfaces, the waves emitted from a point source propagate only in certain directions, and with open (concave) wavefronts," explains Javier Alfaro, Ph.D. student at nanoGUNE and co-author of the paper. These unusual waves are called hyperbolic surface polaritons. Because they propagate only in certain directions, and with wavelengths that are much smaller than that of light in free space or standard waveguides, they could help to miniaturize [optical devices](#) for sensing and [signal processing](#).

Now, the researchers have developed such a metasurface for [infrared light](#). It is based on boron nitride, a graphene-like 2-D material, which was selected because of its ability to manipulate infrared light on extremely small length scales. This has applications in miniaturized chemical sensors or for heat management in nanoscale optoelectronic devices. The researchers directly observed the concave wavefronts with a special optical microscope.

Hyperbolic metasurfaces are challenging to fabricate, because an extremely precise structuring on the nanometer scale is required. Irene Dolado, Ph.D. student at nanoGUNE, and Saül Vélez, former postdoctoral researcher at nanoGUNE (now at ETH Zürich) mastered this challenge using electron beam lithography and etching of thin flakes of high-quality [boron nitride](#) provided by Kansas State University. "After several optimization steps, we achieved the required precision and obtained grating structures with gap sizes as small as 25 nm," Dolado says. "The same fabrication methods can also be applied to other materials, which could pave the way to realize artificial metasurface structures with custom-made optical properties," adds Saül Vélez.

To see how the waves propagate along the metasurface, the researchers used a state-of-the-art infrared nanoimaging technique that was pioneered by the nanoptics group at nanoGUNE. They first placed an infrared gold nanorod onto the metasurface. "It plays the role of a stone dropped into water," says Peining Li. The nanorod concentrates incident infrared light into a tiny spot, which launches waves that then propagate along the metasurface. With the help of a so-called scattering-type scanning near-field microscope (s-SNOM) the researchers imaged the waves. "It was amazing to see the images. They indeed showed the concave curvature of the wavefronts that were propagating away from the gold nanorod, exactly as predicted by theory," says Rainer Hillenbrand, Ikerbasque Professor at nanoGUNE, who led the work.

The results promise nanostructured 2-D materials to become a novel platform for hyperbolic metasurface devices and circuits, and further demonstrate how near-field microscopy can be applied to unveil exotic optical phenomena in anisotropic materials and for verifying new [metasurface](#) design principles. [32]

New form of light: Newly observed optical state could enable quantum computing with photons

Try a quick experiment: Take two flashlights into a dark room and shine them so that their light beams cross. Notice anything peculiar? The rather anticlimactic answer is, probably not. That's because the individual photons that make up light do not interact. Instead, they simply pass each other by, like indifferent spirits in the night.

But what if [light particles](#) could be made to interact, attracting and repelling each other like atoms in ordinary matter? One tantalizing, albeit sci-fi possibility: [light](#) sabers - beams of light that can pull and push on each other, making for dazzling, epic confrontations. Or, in a more likely scenario, two beams of light could meet and merge into one single, luminous stream.

It may seem like such optical behavior would require bending the rules of physics, but in fact, scientists at MIT, Harvard University, and elsewhere have now demonstrated that photons can indeed be made to interact - an accomplishment that could open a path toward using photons in quantum computing, if not in light sabers.

In a paper published today in the journal *Science*, the team, led by Vladan Vuletic, the Lester Wolfe Professor of Physics at MIT, and Professor Mikhail Lukin from Harvard University, reports that it has observed groups of three photons interacting and, in effect, sticking together to form a completely new kind of photonic matter.

In controlled experiments, the researchers found that when they shone a very weak laser beam through a dense cloud of ultracold rubidium atoms, rather than exiting the cloud as single, randomly spaced photons, the photons bound together in pairs or triplets, suggesting some kind of interaction - in this case, attraction - taking place among them.

While photons normally have no mass and travel at 300,000 kilometers per second (the speed of light), the researchers found that the bound photons actually acquired a fraction of an electron's mass. These newly weighed-down light particles were also relatively sluggish, traveling about 100,000 times slower than normal noninteracting photons.

Vuletic says the results demonstrate that photons can indeed attract, or entangle each other. If they can be made to interact in other ways, photons may be harnessed to perform extremely fast, incredibly complex quantum computations.

"The interaction of individual photons has been a very long dream for decades," Vuletic says.

Vuletic's co-authors include Qi-Yung Liang, Sergio Cantu, and Travis Nicholson from MIT, Lukin and Aditya Venkatramani of Harvard, Michael Gullans and Alexey Gorshkov of the University of Maryland, Jeff Thompson from Princeton University, and Cheng Ching of the University of Chicago.

Biggering and biggering

Vuletic and Lukin lead the MIT-Harvard Center for Ultracold Atoms, and together they have been looking for ways, both theoretical and experimental, to encourage interactions between photons. In 2013, the effort paid off, as the team observed pairs of photons interacting and binding together for the first time, creating an entirely new state of matter.

In their new work, the researchers wondered whether interactions could take place between not only two photons, but more.

"For example, you can combine oxygen molecules to form O₂ and O₃ (ozone), but not O₄, and for some molecules you can't form even a three-particle molecule," Vuletic says. "So it was an open question: Can you add more photons to a molecule to make bigger and bigger things?"

To find out, the team used the same experimental approach they used to observe two-photon interactions. The process begins with cooling a cloud of rubidium atoms to ultracold temperatures, just a millionth of a degree above absolute zero. Cooling the atoms slows them to a near standstill. Through this cloud of immobilized atoms, the researchers then shine a very weak laser beam - so weak, in fact, that only a handful of photons travel through the cloud at any one time.

The researchers then measure the photons as they come out the other side of the atom cloud. In the new experiment, they found that the photons streamed out as pairs and triplets, rather than exiting the cloud at random intervals, as single photons having nothing to do with each other.

In addition to tracking the number and rate of photons, the team measured the phase of photons, before and after traveling through the atom cloud. A photon's phase indicates its frequency of oscillation.

"The phase tells you how strongly they're interacting, and the larger the phase, the stronger they are bound together," Venkatramani explains. The team observed that as three-photon particles exited the atom cloud simultaneously, their phase was shifted compared to what it was when the photons didn't interact at all, and was three times larger than the phase shift of two-photon molecules. "This means these photons are not just each of them independently interacting, but they're all together interacting strongly."

Memorable encounters

The researchers then developed a hypothesis to explain what might have caused the photons to interact in the first place. Their model, based on physical principles, puts forth the following scenario: As a single photon moves through the cloud of rubidium atoms, it briefly lands on a

nearby atom before skipping to another atom, like a bee flitting between flowers, until it reaches the other end.

If another photon is simultaneously traveling through the cloud, it can also spend some time on a rubidium atom, forming a polariton - a hybrid that is part photon, part atom. Then two polaritons can interact with each other via their atomic component. At the edge of the cloud, the [atoms](#) remain where they are, while the photons exit, still bound together. The researchers found that this same phenomenon can occur with three photons, forming an even stronger bond than the interactions between two photons.

"What was interesting was that these triplets formed at all," Vuletic says. "It was also not known whether they would be equally, less, or more strongly bound compared with [photon](#) pairs."

The entire interaction within the atom cloud occurs over a millionth of a second. And it is this interaction that triggers photons to remain bound together, even after they've left the cloud.

"What's neat about this is, when photons go through the medium, anything that happens in the medium, they 'remember' when they get out," Cantu says.

This means that photons that have interacted with each other, in this case through an attraction between them, can be thought of as strongly correlated, or entangled - a key property for any [quantum computing](#) bit.

"Photons can travel very fast over long distances, and people have been using light to transmit information, such as in optical fibers," Vuletic says. "If photons can influence one another, then if you can entangle these photons, and we've done that, you can use them to distribute quantum information in an interesting and useful way."

Going forward, the team will look for ways to coerce other interactions such as repulsion, where photons may scatter off each other like billiard balls.

"It's completely novel in the sense that we don't even know sometimes qualitatively what to expect," Vuletic says. "With repulsion of photons, can they be such that they form a regular pattern, like a crystal of light? Or will something else happen? It's very uncharted territory." [31]

New hole-punched crystal clears a path for quantum light

Optical highways for light are at the heart of modern communications. But when it comes to guiding individual blips of light called photons, reliable transit is far less common. Now, a collaboration of researchers from the Joint Quantum Institute (JQI), led by JQI Fellows Mohammad Hafezi and Edo Waks, has created a photonic chip that both generates single photons, and steers them around. The device, described in the Feb. 9 issue of *Science*, features a way for the quantum light to seamlessly move, unaffected by certain obstacles.

"This design incorporates well-known ideas that protect the flow of current in certain electrical devices," says Hafezi. "Here, we create an analogous environment for photons, one that protects the integrity of quantum light, even in the presence of certain defects."

The chip starts with a [photonic crystal](#), which is an established, versatile technology used to create roadways for light. They are made by punching holes through a sheet of semiconductor. For photons, the repeated hole pattern looks very much like a real crystal made from a grid of atoms. Researchers use different hole patterns to change the way that light bends and bounces through the crystal. For instance, they can modify the hole sizes and separations to make restricted lanes of travel that allow certain light colors to pass, while prohibiting others.

Sometimes, even in these carefully fabricated devices, there are flaws that alter the light's intended route, causing it to detour into an unexpected direction. But rather than ridding their chips of every flaw, the JQI team mitigates this issue by rethinking the crystal's hole shapes and crystal pattern. In the new chip, they etch out thousands of triangular holes in an array that resembles a bee's honeycomb. Along the center of the device they shift the spacing of the holes, which opens a different kind of travel lane for the light. Previously, these researchers predicted that photons moving along that line of shifted holes should be impervious to certain defects because of the overall crystal structure, or topology. Whether the lane is a switchback road or a straight shot, the light's path from origin to destination should be assured, regardless of the details of the road.

The light comes from small flecks of semiconductor—dubbed quantum emitters—embedded into the photonic crystal. Researchers can use lasers to prod this material into releasing [single photons](#). Each emitter can gain energy by absorbing laser photons and lose energy by later spitting out those photons, one at a time. Photons coming from the two most energetic states of a single emitter are different colors and rotate in opposite directions. For this experiment, the team uses photons from an emitter found near the chip's center.

The team tested the capabilities of the chip by first changing a quantum emitter from its lowest energy state to one of its two higher energy states. Upon relaxing back down, the emitter pops out a photon into the nearby travel lane. They continued this process many times, using photons from the two higher energy states. They saw that photons emitted from the two states preferred to travel in opposite directions, which was evidence of the underlying crystal topology.

To confirm that the design could indeed offer protected lanes of traffic for single photons, the team created a 60 degree turn in the hole pattern. In typical photonic crystals, without built-in protective features, such a kink would likely cause some of the light to reflect backwards or scatter elsewhere. In this new chip, topology protected the photons and allowed them to continue on their way unhindered.

"On the internet, information moves around in packets of light containing many photons, and losing a few doesn't hurt you too much", says co-author Sabyasachi Barik, a graduate student at JQI. "In quantum information processing, we need to protect each individual [photon](#) and make sure it doesn't get lost along the way. Our work can alleviate some forms of loss, even when the device is not completely perfect."

The design is flexible, and could allow researchers to systematically assemble pathways for single photons, says Waks. "Such a modular approach may lead to new types of optical devices and enable tailored interactions between quantum [light](#) emitters or other kinds of matter." [30]

Interference as a new method for cooling quantum devices

Theoretical physicists propose to use negative interference to control heat flow in quantum devices. Their study has been published in *Physical Review Letters*.

Quantum computer parts are sensitive and need to be cooled to very low temperatures. Their size makes them particularly susceptible to temperature increases from the thermal noise in the surrounding environment and that caused by other components nearby. Dr Shabir Barzanjeh, a postdoc at the Institute of Science and Technology Austria (IST Austria), together with Dr André Xuereb from the University of Malta and Matteo Aquilina from the National Aerospace Centre in Malta has proposed a novel method to keep quantum devices cool. Their theoretical approach relies on quantum interference.

Normally, if a hotter object is placed next to a cooler one, the heat can only flow from the hotter object to the cooler one. Therefore, cooling an object that is already cooler than its surroundings requires energy. A new method for cooling down the elements of quantum devices such as qubits, the tiny building blocks of quantum computers, was now theoretically proven to work by a group of physicists.

"Essentially, the device we are proposing works like a fridge. But here, we are using a quantum mechanical principle to realize it," explains Shabir Barzanjeh, the lead author of the study and postdoc in the research group of Professor Johannes Fink. In their paper, they studied how thermal noise flows through [quantum devices](#) and they devised a method that can prevent the heat flow to warm up the sensitive quantum [device](#). They used a heat sink connected to both devices, showing that it is possible to control its [heat flow](#) such that it cancels the [heat](#) coming from the warm object directly to the cool one via special [quantum](#) interference.

"So far, researchers have focused on controlling the signal, but here, we study the noise. This is quite different, because a signal is coherent, and the noise isn't." Concerning the practical implementation of the mechanism that adds the phase shift to the [thermal noise](#), Shabir Barzanjeh has some ideas, including a mechanical object that vibrates, or radiation pressure to control the oscillation. "Now it is the time for experimentalists to verify the theory," he says. [29]

Learning to speak quantum

In a 1981 lecture, the famed physicist Richard Feynman wondered if a computer could ever simulate the entire universe. The difficulty with this task is that, on the smallest scales, the universe operates under strange rules: Particles can be here and there at the same time; objects separated by immense distances can influence each other instantaneously; the simple act of observing can change the outcome of reality.

"Nature isn't classical, dammit," Feynman told his audience, "and if you want to make a simulation of nature, you'd better make it quantum mechanical."

Quantum computers

Feynman was imagining a quantum computer, a computer with bits that acted like the particles of the quantum world. Today, nearly 40 years later, such computers are starting to become a reality, and they pose a unique opportunity for particle physicists.

“The systems that we deal with in particle physics are intrinsically quantum mechanical systems,” says Panagiotis Spentzouris, head of Fermilab’s Scientific Computing Division. “Classical computers cannot simulate large entangled quantum systems. You have plenty of problems that we would like to be able to solve accurately without making approximations that we hope we will be able to do on the quantum computer.”

Quantum computers allow for a more realistic representation of quantum processes. They take advantage of a phenomenon known as superposition, in which a particle such as an electron exists in a probabilistic state spread across multiple locations at once.

Unlike a classical computer bit, which can be either on or off, a quantum bit—or qubit—can be on, off, or a superposition of both on and off, allowing for computations to be performed simultaneously instead of sequentially.

This not only speeds up computations; it makes currently impossible ones possible. A problem that could effectively trap a normal computer in an infinite loop, testing possibility after possibility, could be solved almost instantaneously by a quantum computer. This processing speed could be key for particle physicists, who wade through enormous amounts of data generated by detectors.

In the first demonstration of this potential, a team at CalTech recently used a type of quantum computer called a quantum annealer to “rediscover” the Higgs boson, the particle that, according to the Standard Model of particle physics, gives mass to every other fundamental particle.

Scientists originally discovered the Higgs boson in 2012 using particle detectors at the Large Hadron Collider at CERN research center in Europe. They created Higgs bosons by converting the energy of particle collisions temporarily into matter. Those temporary Higgs bosons quickly decayed, converting their energy into other, more common particles, which the detectors were able to measure.

Scientists identified the mass of the Higgs boson by adding up the masses of those less massive particles, the decay products. But to do so, they needed to pick out which of those particles came from the decay of Higgs bosons, and which ones came from something else. To a detector, a Higgs boson decay can look remarkably similar to other, much more common decays.

LHC scientists trained a machine learning algorithm to find the Higgs signal against the decay background—the needle in the haystack. This training process required a huge amount of simulated data.

Physicist Maria Spiropulu, who was on the team that discovered the Higgs the first time around, wanted to see if she could improve the process with quantum computing. The group she leads at CalTech used a quantum computer from a company called D-Wave to train a similar machine learning algorithm. They found that the quantum computer trained the machine learning algorithm on a significantly smaller amount of data than the classical method required. In theory, this would

give the algorithm a head start, like giving someone looking for the needle in the haystack expert training in spotting the glint of metal before turning their eyes to the hay.

“The machine cannot learn easily,” Spiropulu says. “It needs huge, huge data. In the quantum annealer, we have a hint that it can learn with small data, and if you learn with small data you can use it as initial conditions later.”

Some scientists say it may take a decade or more to get to the point of using quantum computers regularly in particle physics, but until then they will continue to make advances to enhance their research.

Quantum sensors

Quantum mechanics is also disrupting another technology used in particle physics: the sensor, the part of a particle detector that picks up the energy from a particle interaction.

In the quantum world, energy is discrete. The noun quantum means “a specific amount” and is used in physics to mean “the smallest quantity of energy.” Classical sensors generally do not make precise enough measurements to pick up individual quanta of energy, but a new type of quantum sensor can.

“A quantum sensor is one that is able to sense these individual packets of energy as they arrive,” says Aaron Chou, a scientist at Fermilab. “A non-quantum sensor would not be able to resolve the individual arrivals of each of these little packets of energy, but would instead measure a total flow of the stuff.”

Chou is taking advantage of these quantum sensors to probe the nature of dark matter. Using technology originally developed for quantum computers, Chou and his team are building ultrasensitive detectors for a type of theorized dark matter particle known as an axion.

“We’re taking one of the qubit designs that was previously created for quantum computing and we’re trying to use those to sense the presence of photons that came from the dark matter,” Chou says.

For Spiropulu, these applications of quantum computers represent an elegant feedback system in the progression of technology and scientific application. Basic research in physics led to the initial transistors that fed the computer science revolution, which is now on the edge of transforming basic research in physics.

“You want to disrupt computing, which was initially a physics advance,” Spiropulu says. “Now we are using physics configurations and physics systems themselves to assist computer science to solve any problem, including physics problems.” [28]

Researchers developing phase-change memory devices for more powerful computing

A collaboration between the lab of Judy Cha, the Carol and Douglas Melamed Assistant Professor of Mechanical Engineering & Materials Science, and IBM's Watson Research Center could help make a potentially revolutionary technology more viable for manufacturing.

Phase-change memory (PCM) devices have in recent years emerged as a game-changing alternative to computer random-access memory. Using heat to transform the states of material from amorphous to crystalline, PCM chips are fast, use much less power and have the potential to scale down to smaller chips – allowing the trajectory for smaller, more powerful computing to continue. However, manufacturing PCM devices on a large scale with consistent quality and long endurance has been a challenge.

"Everybody's trying to figure that out, and we want to understand the [phase change](#) behavior precisely," said Yujun Xie, a PhD candidate in Cha's lab and lead author of the study. "That's one of the biggest challenges for [phase-change memory](#)."

The work of the Yale-IBM research team could help clear this hurdle. Using in situ transmission electron microscopy (TEM) at the Yale Institute for Nanoscience and Quantum Engineering (YINQE), they observed the device's phase change and how it "self-heals" voids - that is, empty spaces left by the depletion of [materials](#) caused by chemical segregation. These kinds of nanoscale voids have caused problems for previous PCM devices. Their results on self-healing of voids are published in *Advanced Materials*.

The standard PCM device has what's known as a mushroom structure, while the Yale-IBM team used a confined PCM structure with a metallic lining to make it more robust. "The metallic liner protects the material and reduces the resistance drift of the PCM, improving the whole performance," Xie said.

By observing the phase-change process through TEM, the researchers saw how the PCM device's self-healing properties come from a combination of the device's structure and the metallic lining, which allow it to control the phase-change of the material.

Wanki Kim, an IBM researcher who worked on the project, said the next step is possibly to develop a bipolar operation to switch the direction of voltage, which can control the chemical segregation. In normal operation mode, the direction of voltage bias is always the same. This next step could prolong the [device](#) lifetime even further. [27]

New controls scale quantum chips

A fundamental barrier to scaling quantum computing machines is "qubit interference." In new research published in *Science Advances*, engineers and physicists from [Rigetti Computing](#) describe a breakthrough that can expand the size of practical quantum processors by reducing interference.

Matt Reagor, lead author of the paper, says, "We've developed a technique that enables us to reduce interference between qubits as we add more and more qubits to a chip, thus retaining the ability to perform logical operations that are independent of the state of a (large) quantum register."

To explain the concept, the Rigetti team employs wine glasses as an analogy to qubits:

Clink a wine glass, and you will hear it ring at its resonant frequency (usually around 400 Hz). Likewise, soundwaves at that frequency will cause the same glass to vibrate. Different shapes or amounts of liquid in a glass will produce different clinks, i.e. different resonance frequencies. A clinked wine glass will cause identical, nearby glasses to vibrate. Glasses that are different shapes are "off-resonant glasses," meaning they will not vibrate much at all.

So, what's the relation between glasses and qubits?

Reagor explains that each physical qubit on a superconducting quantum processor stores energy in the form of an oscillating electric current. "Think of each qubit as a wine glass," he says. "The logical state of a qubit (e.g. "0" or "1") is encoded by the state of its corresponding electric currents. In our analogy, this is equivalent to whether or not a wine glass is vibrating."

A highly successful class of entangling gates for superconducting qubits operates by tuning two or more qubits into resonance with each other. At this tuning point, the "wine glasses" pick up on one another's "vibrations."

This effect can be strong enough to produce significant, conditional vibration changes that can be leveraged as conditional logic. Imagine pouring or siphoning off wine from one of the glasses to make this tuning happen. With qubits, there are tunable circuit elements that fulfill the same purpose.

"As we scale up quantum processors, there are more and more wine glasses to manage when executing a specific conditional logic gate," says Reagor. "Imagine lining up a handful of identical glasses with increasing amounts of wine. Now we want to tune one glass into resonance with another, without disturbing any of the other glasses. To do that, you could try to equalize the wine levels of the glasses. But that transfer needs to be instantaneous to not shake the rest of the glasses along the way. Let's say one glass has a resonance at one frequency (call it 400 Hz) while another, nearby glass has a different one (e.g. 380 Hz). Now, we make use of a somewhat subtle musical effect. We are actually going to fill and deplete one of the glasses repeatedly."

He continues: "We repeat that filling operation at the difference frequency between the glasses (here, 20 times per second, or 20 Hz). By doing so, we create a beat-note for this glass that is exactly resonant with the other. Physicists sometimes call this a parametric process. Our beat-note is "pure"—it does not have frequency content that interferes with the other glasses. That's what we have demonstrated in our recent work, where we navigated a complex eight-qubit processor with parametric two-qubit gates."

Reagor concludes: "While this analogy may sound somewhat fanciful, its mapping onto our specific technology, from a mathematical standpoint, is surprisingly accurate." [26]

Controlling quantum interactions in a single material

The search and manipulation of novel properties emerging from the quantum nature of matter could lead to next-generation electronics and quantum computers. But finding or designing materials that can host such quantum interactions is a difficult task.

"Harmonizing multiple quantum mechanical properties, which often do not coexist together, and trying to do it by design is a highly complex challenge," said Northwestern University's James Rondinelli.

But Rondinelli and an international team of theoretical and computational researchers have done just that. Not only have they demonstrated that multiple quantum interactions can coexist in a single material, the team also discovered how an electric field can be used to control these interactions to tune the material's properties.

This breakthrough could enable ultrafast, low-power electronics and quantum computers that operate incredibly faster than current models in the areas of data acquisition, processing, and exchange.

Supported by the US Army Research Office, National Science Foundation of China, German Research Foundation, and China's National Science Fund for Distinguished Young Scholars, the research was published online today in the journal *Nature Communications*. James Rondinelli, the Morris E. Fine Junior Professor in Materials and Manufacturing in Northwestern's McCormick School of Engineering, and Cesare Franchini, professor of quantum materials modeling at the University of Vienna, are the paper's co-corresponding authors. Jiangang He, a postdoctoral fellow at Northwestern, and Franchini served as the paper's co-first authors.

Quantum mechanical interactions govern the capability of and speed with which electrons can move through a material. This determines whether a material is a conductor or insulator. It also controls whether or not the material exhibits ferroelectricity, or shows an electrical polarization.

"The possibility of accessing multiple order phases, which rely on different quantum-mechanical interactions in the same material, is a challenging fundamental issue and imperative for delivering on the promises that quantum information sciences can offer," Franchini said.

Using computational simulations performed at the Vienna Scientific Cluster, the team discovered coexisting quantum-mechanical interactions in the compound silver-bismuth-oxide. Bismuth, a post-transition metal, enables the spin of the electron to interact with its own motion—a feature that has no analogy in classical physics. It also does not exhibit inversion symmetry, suggesting that ferroelectricity should exist when the material is an electrical insulator. By applying an electric field to the material, researchers were able to control whether the electron spins were coupled in pairs (exhibiting Weyl-fermions) or separated (exhibiting Rashba-splitting) as well as whether the system is electrically conductive or not.

"This is the first real case of a topological quantum transition from a ferroelectric insulator to a non-ferroelectric semi-metal," Franchini said. "This is like awakening a different kind of quantum interactions that are quietly sleeping in the same house without knowing each other." [25]

Scientists discover chiral phonons in a 2-D semiconductor crystal

A research team from the Department of Energy's Lawrence Berkeley National Laboratory (Berkeley Lab) has found the first evidence that a shaking motion in the structure of an atomically thin (2-D) material possesses a naturally occurring circular rotation.

This rotation could become the building block for a new form of information technology, and for the design of molecular-scale rotors to drive microscopic motors and machines.

The monolayer material, tungsten diselenide (WSe_2), is already well-known for its unusual ability to sustain special electronic properties that are far more fleeting in other [materials](#).

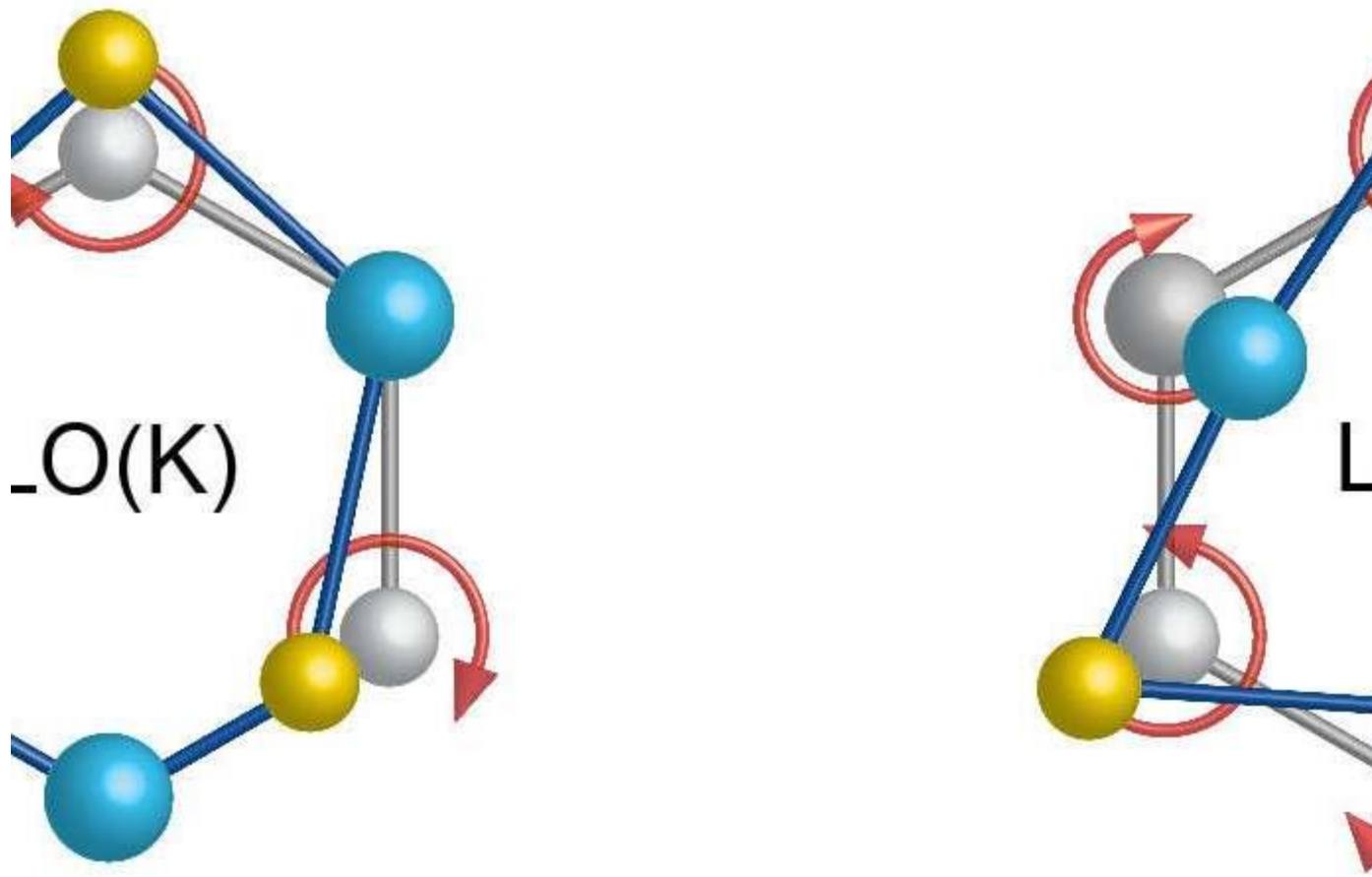
It is considered a promising candidate for a sought-after form of data storage known as valleytronics, for example, in which the momentum and wavelike motion of electrons in a material can be sorted into opposite "valleys" in a material's electronic structure, with each of these valleys representing the ones and zeroes in conventional binary data.

Modern electronics typically rely on manipulations of the charge of electrons to carry and store information, though as electronics are increasingly miniaturized they are more subject to problems associated with heat buildup and electric leaks.

The latest study, published online this week in the journal *Science*, provides a possible path to overcome these issues. It reports that some of the material's phonons, a term describing collective vibrations in atomic crystals, are naturally rotating in a certain direction.

This property is known as chirality – similar to a person's handedness where the left and right hand are a mirror image of each other but not identical. Controlling the direction of this rotation would provide a stable mechanism to carry and store information.

"Phonons in solids are usually regarded as the collective linear motion of atoms," said Xiang Zhang, the corresponding author of the study and senior scientist of the Materials Science Division at Lawrence Berkeley National Laboratory and professor at UC Berkeley. "Our experiment discovered a new type of so-called chiral phonons where atoms move in circles in an atomic monolayer crystal of [tungsten diselenide](#)."



This diagram maps out atomic motion in separate phonon modes. At left ("LO" represents a longitudinal optical mode), selenium atoms exhibit a clockwise rotation while tungsten atoms stand still. At right ("LA" represents a longitudinal ...[more](#)

Hanyu Zhu, the lead author of the study and a postdoctoral researcher at Zhang's group, said, "One of the biggest advantage of chiral [phonon](#) is that the rotation is locked with the particle's momentum and not easily disturbed."

In the phonon mode studied, the selenium atoms appear to collectively rotate in a clockwise direction, while the tungsten atoms showed no motion. Researchers prepared a "sandwich" with four sheets of centimeter-sized monolayer WSe₂ samples placed between thin sapphire crystals. They synced ultrafast lasers to record the time-dependent motions.

The two laser sources converged on a spot on the samples measuring just 70 millionths of a meter in diameter. One of the lasers was precisely switched between two different tuning modes to sense the difference of left and right chiral phonon activity.

A so-called pump laser produced visible, red-light pulses that excited the samples, and a probe laser produced mid-infrared pulses that followed the first pump pulse within one trillionth of a second. About one mid-infrared photon in every 100 million is absorbed by WSe₂ and converted to a chiral phonon.

The researchers then captured the high-energy luminescence from the sample, a signature of this rare absorption event. Through this technique, known as transient infrared spectroscopy, researchers not only confirmed the existence of a chiral phonon but also accurately obtained its rotational frequency.

So far, the process only produces a small number of chiral phonons. A next step in the research will be to generate larger numbers of rotating phonons, and to learn whether vigorous agitations in the crystal can be used to flip the spin of electrons or to significantly alter the valley properties of the material. Spin is an inherent property of an electron that can be thought of as its compass needle – if it could be flipped to point either north or south it could be used to convey information in a new form of electronics called spintronics.

"The potential phonon-based control of electrons and spins for device applications is very exciting and within reach," Zhu said. "We already proved that phonons are capable of switching the electronic valley. In addition, this work allows the possibility of using the rotating atoms as little magnets to guide the spin orientation."

The chiral properties found in the study likely exist across a wide range of 2-D materials based on a similar patterning in their atomic structure, Zhu also noted, adding that the study could guide theoretical investigations of electron-phonon interactions and the design of materials to enhance phonon-based effects.

"The same principle works in all 2-D periodic structures with three-fold symmetry and inversion asymmetry" Zhu said. "The same principle covers a huge family of natural materials, and there are almost infinite possibilities for creating rotors at the molecular scale." [24]

New exotic phenomena seen in photonic crystals

Topological effects, such as those found in crystals whose surfaces conduct electricity while their bulk does not, have been an exciting topic of physics research in recent years and were the subject of the 2016 Nobel Prize in physics. Now, a team of researchers at MIT and elsewhere has found novel topological phenomena in a different class of systems—open systems, where energy or material can enter or be emitted, as opposed to closed systems with no such exchange with the outside.

This could open up some new realms of basic physics research, the team says, and might ultimately lead to new kinds of lasers and other technologies.

The results are being reported this week in the journal *Science*, in a paper by recent MIT graduate Hengyun "Harry" Zhou, MIT visiting scholar Chao Peng (a professor at Peking University), MIT graduate student Yoseob Yoon, recent MIT graduates Bo Zhen and Chia Wei Hsu, MIT Professor Marin Soljačić, the Francis Wright Davis Professor of Physics John Joannopoulos, the Haslam and Dewey Professor of Chemistry Keith Nelson, and the Lawrence C. and Sarah W. Biedenharn Career Development Assistant Professor Liang Fu.

In most research in the field of topological physical effects, Soljačić says, so-called "open" systems—in physics terms, these are known as non-Hermitian systems—were not studied much in experimental work. The complexities involved in measuring or analyzing phenomena in which energy or matter can be added or lost through radiation generally make these systems more difficult to study and analyze in a controlled fashion.

But in this work, the team used a method that made these open systems accessible, and "we found interesting topological properties in these non-Hermitian systems," Zhou says. In particular, they found two specific kinds of effects that are distinctive topological signatures of non-Hermitian systems. One of these is a kind of band feature they refer to as a bulk Fermi arc, and the other is an unusual kind of changing polarization, or orientation of light waves, emitted by the photonic crystal used for the study.

Photonic crystals are materials in which billions of very precisely shaped and oriented tiny holes are made, causing light to interact in unusual ways with the material. Such crystals have been actively studied for the exotic interactions they induce between light and matter, which hold the potential for new kinds of light-based computing systems or light-emitting devices. But while much of this research has been done using closed, Hermitian systems, most of the potential real-world applications involve open systems, so the new observations made by this team could open up whole new areas of research, the researchers say.

Fermi arcs, one of the unique phenomena the team found, defy the common intuition that energy contours are necessarily closed curves. They have been observed before in closed systems, but in those systems they always form on the two-dimensional surfaces of a three-dimensional system. In the new work, for the first time, the researchers found a Fermi arc that resides in the bulk of a system. This bulk Fermi arc connects two points in the emission directions, which are known as exceptional points—another characteristic of open topological systems.

The other phenomenon they observed consists of a field of light in which the polarization changes according to the emission direction, gradually forming a half-twist as one follows the direction along a loop and returns back to the starting point. "As you go around this crystal, the polarization of the light actually flips," Zhou says.

This half-twist is analogous to a Möbius strip, he explains, in which a strip of paper is twisted a half-turn before connecting it to its other end, creating a band that has only one side. This Möbius-like twist in light polarization, Zhen says, could in theory lead to new ways of increasing the amount of data that could be sent through fiber-optic links.

The new work is "mostly of scientific interest, rather than technological," Soljačić says. Zhen adds that "now we have this very interesting technique to probe the properties of non-Hermitian systems." But there is also a possibility that the work may ultimately lead to new devices, including new kinds of lasers or light-emitting devices, they say.

The new findings were made possible by [earlier research](#) by many of the same team members, in which they found a way to use light scattered from a photonic crystal to produce direct images that reveal the energy contours of the material, rather than having to calculate those contours indirectly.

"We had a hunch" that such half-twist behavior was possible and could be "quite interesting," Soljačić says, but actually finding it required "quite a bit of searching to figure out, how do we make it happen?"

"Perhaps the most ingenious aspect of this work is that the authors use the fact that their system must necessarily lose photons, which is usually an obstacle and annoyance, to access new topological physics," says Mikael Rechtsman, an assistant professor of physics at Pennsylvania State University who was not involved in this work. "Without the loss ... this would have required highly complex 3-D fabrication methods that likely would not have been possible." In other words, he says, the technique they developed "gave them access to 2-D physics that would have been conventionally thought impossible." [23]

Photonic crystals reveal their internal characteristics with new method

A new technique developed by MIT researchers reveals the inner details of photonic crystals, synthetic materials whose exotic optical properties are the subject of widespread research.

Photonic crystals are generally made by drilling millions of closely spaced, minuscule holes in a slab of transparent material, using variations of microchip-fabrication methods. Depending on the exact orientation, size, and spacing of these holes, these materials can exhibit a variety of peculiar optical properties, including "superlensing," which allows for magnification that pushes beyond the normal theoretical limits, and "negative refraction," in which light is bent in a direction opposite to its path through normal transparent materials.

But to understand exactly how light of various colors and from various directions moves through photonic crystals requires extremely complex calculations. Researchers often use highly simplified approaches; for example they may only calculate the behavior of light along a single direction or for a single color.

Instead, the new technique makes the full range of information directly visible. Researchers can use a straightforward laboratory setup to display the information—a pattern of so-called "iso-frequency contours"—in a graphical form that can be simply photographed and examined, in many cases eliminating the need for calculations. The method is described this week in the journal *Science Advances*, in a paper by MIT postdoc Bo Zhen, recent Wellesley College graduate and MIT affiliate Emma Regan, MIT professors of physics Marin Soljacic and John Joannopoulos, and four others.

The discovery of this new technique, Zhen explains, came about by looking closely at a phenomenon that the researchers had noticed and even made use of for years, but whose origins they hadn't previously understood. Patterns of scattered light seemed to fan out from samples of photonic materials when the samples were illuminated by laser light. The scattering was surprising, since the underlying crystalline structure was fabricated to be almost perfect in these materials.

"When we would try to do a lasing measurement, we would always see this pattern," Zhen says. "We saw this shape, but we didn't know what was happening." But it did help them to get their experimental setup properly aligned, because the scattered light pattern would appear as soon as the laser beam was properly lined up with the crystal. Upon careful analysis, they realized the

scattering patterns were generated by tiny defects in the crystal—holes that were not perfectly round in shape or that were slightly tapered from one end to the other.

"There is fabrication disorder even in the best samples that can be made," Regan says. "People think that the scattering would be very weak, because the sample is nearly perfect," but it turns out that at certain angles and frequencies, the light scatters very strongly; as much as 50 percent of the incoming light can be scattered. By illuminating the sample in turn with a sequence of different colors, it is possible to build up a full display of the relative paths light beams take, all across the visible spectrum. The scattered light produces a direct view of the iso-frequency contours—a sort of topographic map of the way light beams of different colors bend as they pass through the photonic crystal.

"This is a very beautiful, very direct way to observe the iso-frequency contours," Soljacic says. "You just shine light at the sample, with the right direction and frequency," and what comes out is a direct image of the needed information, he says.

The finding could potentially be useful for a number of different applications, the team says. For example, it could lead to a way of making large, transparent display screens, where most light would pass straight through as if through a window, but light of specific frequencies would be scattered to produce a clear image on the screen. Or, the method could be used to make private displays that would only be visible to the person directly in front of the screen.

Because it relies on imperfections in the fabrication of the crystal, this method could also be used as a quality-control measure for manufacturing of such materials; the images provide an indication of not only the total amount of imperfections, but also their specific nature—that is, whether the dominant disorder in the sample comes from noncircular holes or etches that aren't straight—so that the process can be tuned and improved.

The team also included researchers at MIT Research Laboratory of Electronics, including Yuichi Igarashi (now at NEC Corporation in Japan), Ido Kaminer, Chia Wei Hsu (now at Yale University), and Yichen Shen. The work was supported by the Army Research Office through the Institute for Soldier Nanotechnologies at MIT, and by the U.S. Department of Energy through S3TEC, an Energy Frontier Center. [22]

New tabletop technique probes outermost electrons of atoms deep inside solids

It may be unwise to judge a book by its cover, but you can tell a lot about a material from the outermost electrons in its atoms.

"These outermost electrons, known as valence electrons, are the most important players in forming chemical bonds and actually define almost every property of a solid – electrical, thermal, conductive," said Shambhu Ghimire, an associate staff scientist at the Department of Energy's SLAC National Accelerator Laboratory.

Now Ghimire and two colleagues at the Stanford PULSE Institute have invented a new way to probe the valence electrons of atoms deep inside a crystalline solid.

In a report today in *Nature Physics*, they describe using laser light to excite some of the valence electrons, steer them around inside the crystal and bounce them off other atoms. This produces high-energy bursts of light that are invisible to our eyes, but carry clues to the material's atomic structure and function.

"This will change the world of imaging the inside of crystalline solids," Ghimire said, "much as scanning tunneling microscopy, or STM, changed the atomic-scale imaging of surfaces."

A New Way to Look at Atoms in Solids

Invented in the early 1980s, STM was a revolutionary method that allowed scientists to make the first images of individual atoms and their bonds. It was honored with the 1986 Nobel Prize in physics.

But STM senses valence electrons from only the top two or three layers of atoms in a material. A flow of those electrons into the instrument's tip creates a current that allows it to measure the distance between the tip and the surface, tracing the bumps where atoms poke up and the valleys between them. This creates an image of the atoms and yields information about the bonds that hold them together.

Now the new technique will give scientists the same level of access to the valence electrons deep inside the solid.

The experiments, carried out in a SLAC laser lab by PULSE postdoctoral researcher Yong Sing You, involved crystals of magnesium oxide or magnesia, a common mineral used to make cement, preserve library books and clean up contaminated soil, among a host of other things.

These crystals also have the ability to shift incoming laser light to much shorter wavelengths and higher energies – much as pressing down on a guitar string produces a higher note – through a process called high harmonic generation, or HHG.

Steering Electrons to Generate Light

In this case, the scientists carefully adjusted the incoming infrared laser beam so it would excite valence electrons in the crystal's oxygen atoms. Those electrons oscillated, like vibrating guitar strings, and generated light of much shorter wavelengths – in the extreme ultraviolet range – through HHG.

But when they adjusted the polarization of the laser beam to steer the excited electrons along different trajectories within the crystal, they discovered that HHG only took place when an electron hit a neighboring atom, and was most efficient when it hit the atom dead center. Further, the wavelength of the harmonically generated light coming out – which was 13 to 21 times shorter than the light that went in – revealed the density of the neighboring atom's valence electrons, the size of the atom and even whether it was an atom of oxygen or magnesium.

"It's difficult to home in on the valence electrons with current methods of measuring electron charge density, which typically use X-ray or electron diffraction," said study co-author David Reis,

an associate professor at SLAC and Stanford and deputy director of PULSE. "So demonstrating that we can do that with atomic-scale sensitivity in a tabletop laser experiment is an important milestone."

Alan Fry, division director for laser science and technology at SLAC's Linac Coherent Light Source X-ray laser, was not involved in the experiment but offered kudos "to the team that developed this technique and who continue to do exciting and interesting research with it."

While this approach may be limited to materials that can generate light through HHG, he said, "it can still tell you a lot about the electronic structure inside those solids, and in principle could give us a better understanding of other materials that don't have same response. Understanding simple systems like this builds a foundation for understanding more complex systems." [21]

X-ray laser glimpses how electrons dance with atomic nuclei in materials

From hard to malleable, from transparent to opaque, from channeling electricity to blocking it: Materials come in all types. A number of their intriguing properties originate in the way a material's electrons "dance" with its lattice of atomic nuclei, which is also in constant motion due to vibrations known as phonons.

This coupling between electrons and phonons determines how efficiently solar cells convert sunlight into electricity. It also plays key roles in superconductors that transfer electricity without losses, topological insulators that conduct electricity only on their surfaces, materials that drastically change their electrical resistance when exposed to a magnetic field, and more.

At the Department of Energy's SLAC National Accelerator Laboratory, scientists can study these coupled motions in unprecedented detail with the world's most powerful X-ray laser, the Linac Coherent Light Source (LCLS). LCLS is a DOE Office of Science User Facility.

"It has been a long-standing goal to understand, initiate and control these unusual behaviors," says LCLS Director Mike Dunne. "With LCLS we are now able to see what happens in these materials and to model complex electron-phonon interactions. This ability is central to the lab's mission of developing new materials for next-generation electronics and energy solutions."

LCLS works like an extraordinary strobe light: Its ultrabright X-rays take snapshots of materials with atomic resolution and capture motions as fast as a few femtoseconds, or millionths of a billionth of a second. For comparison, one femtosecond is to a second what seven minutes is to the age of the universe.

Two recent studies made use of these capabilities to study electron-phonon interactions in lead telluride, a material that excels at converting heat into electricity, and chromium, which at low temperatures has peculiar properties similar to those of high-temperature superconductors.

Turning Heat into Electricity and Vice Versa

Lead telluride, a compound of the chemical elements lead and tellurium, is of interest because it is a good thermoelectric: It generates an electrical voltage when two opposite sides of the material have different temperatures.

"This property is used to power NASA space missions like the Mars rover Curiosity and to convert waste heat into electricity in high-end cars," says Mariano Trigo, a staff scientist at the Stanford PULSE Institute and the Stanford Institute for Materials and Energy Sciences (SIMES), both joint institutes of Stanford University and SLAC. "The effect also works in the opposite direction: An electrical voltage applied across the material creates a temperature difference, which can be exploited in thermoelectric cooling devices."

Mason Jiang, a recent graduate student at Stanford, PULSE and SIMES, says, "Lead telluride is exceptionally good at this. It has two important qualities: It's a bad thermal conductor, so it keeps heat from flowing from one side to the other, and it's also a good electrical conductor, so it can turn the temperature difference into an electric current. The coupling between lattice vibrations, caused by heat, and electron motions is therefore very important in this system. With our study at LCLS, we wanted to understand what's naturally going on in this material."

In their experiment, the researchers excited electrons in a lead telluride sample with a brief pulse of infrared laser light, and then used LCLS's X-rays to determine how this burst of energy stimulated lattice vibrations.

"Lead telluride sits at the precipice of a coupled electronic and structural transformation," says principal investigator David Reis from PULSE, SIMES and Stanford.

"It has a tendency to distort without fully transforming – an instability that is thought to play an important role in its thermoelectric behavior. With our method we can study the forces involved and literally watch them change in response to the infrared laser pulse."

The scientists found that the light pulse excites particular electronic states that are responsible for this instability through electron-phonon coupling. The excited electrons stabilize the material by weakening certain long-range forces that were previously associated with the material's low thermal conductivity.

"The light pulse actually walks the material back from the brink of instability, making it a worse thermoelectric," Reis says. "This implies that the reverse is also true – that stronger long-range forces lead to better thermoelectric behavior."

The researchers hope their results, published July 22 in Nature Communications, will help them find other thermoelectric materials that are more abundant and less toxic than lead telluride.

Controlling Materials by Stimulating Charged Waves

The second study looked at charge density waves – alternating areas of high and low electron density across the nuclear lattice – that occur in materials that abruptly change their behavior at a certain threshold. This includes transitions from insulator to conductor, normal conductor to superconductor, and from one magnetic state to another.

These waves don't actually travel through the material; they are stationary, like icy waves near the shoreline of a frozen lake.

"Charge density waves have been observed in a number of interesting materials, and establishing their connection to material properties is a very hot research topic," says Andrej Singer, a postdoctoral fellow in Oleg Shpyrko's lab at the University of California, San Diego. "We've now shown that there is a way to enhance charge density waves in crystals of chromium using laser light, and this method could potentially also be used to tweak the properties of other materials."

This could mean, for example, that scientists might be able to switch a material from a normal conductor to a superconductor with a single flash of light. Singer and his colleagues reported their results on July 25 in *Physical Review Letters*.

The research team used the chemical element chromium as a simple model system to study charge density waves, which form when the crystal is cooled to about minus 280 degrees Fahrenheit. They stimulated the chilled crystal with pulses of optical laser light and then used LCLS X-ray pulses to observe how this stimulation changed the amplitude, or height, of the charge density waves.

"We found that the amplitude increased by up to 30 percent immediately after the laser pulse," Singer says. "The amplitude then oscillated, becoming smaller and larger over a period of 450 femtoseconds, and it kept going when we kept hitting the sample with laser pulses. LCLS provides unique opportunities to study such process because it allows us to take ultrafast movies of the related structural changes in the lattice."

Based on their results, the researchers suggested a mechanism for the amplitude enhancement: The light pulse interrupts the electron-phonon interactions in the material, causing the lattice to vibrate. Shortly after the pulse, these interactions form again, which boosts the amplitude of the vibrations, like a pendulum that swings farther out when it receives an extra push.

A Bright Future for Studies of the Electron-Phonon Dance

Studies like these have a high priority in solid-state physics and materials science because they could pave the way for new materials and provide new ways to control material properties.

With its 120 ultrabright X-ray pulses per second, LCLS reveals the electron-phonon dance with unprecedented detail. More breakthroughs in the field are on the horizon with LCLS-II – a next-generation X-ray laser under construction at SLAC that will fire up to a million X-ray flashes per second and will be 10,000 times brighter than LCLS.

"LCLS-II will drastically increase our chances of capturing these processes," Dunne says. "Since it will also reveal subtle electron-phonon signals with much higher resolution, we'll be able to study these interactions in much greater detail than we can now." [20]

A 'nonlinear' effect that seemingly turns materials transparent is seen for the first time in X-rays at SLAC's LCLS

Imagine getting a medical X-ray that comes out blank – as if your bones had vanished. That's what happened when scientists cranked up the intensity of the world's first X-ray laser, at the

Department of Energy's SLAC National Accelerator Laboratory, to get a better look at a sample they were studying: The X-rays seemed to go right through it as if it were not there.

This result was so weird that the leader of the experiment, SLAC Professor Joachim Stöhr, devoted the next three years to developing a theory that explains why it happened. Now his team has published a paper in Physical Review Letters describing the 2012 experiment for the first time.

What they saw was a so-called nonlinear effect where more than one photon, or particle of X-ray light, enters a sample at the same time, and they team up to cause unexpected things to happen.

"In this case, the X-rays wiggled electrons in the sample and made them emit a new beam of X-rays that was identical to the one that went in," said Stöhr, who is an investigator with the Stanford Institute for Materials and Energy Sciences at SLAC. "It continued along the same path and hit a detector. So from the outside, it looked like a single beam went straight through and the sample was completely transparent."

This effect, called "stimulated scattering," had never been seen in X-rays before. In fact, it took an extremely intense beam from SLAC's Linac Coherent Light Source (LCLS), which is a billion times brighter than any X-ray source before it, to make this happen.

A Milestone in Understanding How Light Interacts with Matter

The observation is a milestone in the quest to understand how light interacts with matter, Stöhr said.

"What will we do with it? I think we're just starting to learn. This is a new phenomenon and I don't want to speculate," he said. "But it opens the door to controlling the electrons that are closest to the core of atoms – boosting them into higher orbitals, and driving them back down in a very controlled manner, and doing this over and over again."

Nonlinear optical effects are nothing new. They were discovered in the 1960s with the invention of the laser – the first source of light so bright that it could send more than one photon into a sample at a time, triggering responses that seemed all out of proportion to the amount of light energy going in. Scientists use these effects to shift laser light to much higher energies and focus optical microscopes on much smaller objects than anyone had thought possible.

The 2009 opening of LCLS as a DOE Office of Science User Facility introduced another fundamentally new tool, the X-ray free-electron laser, and scientists have spent a lot of time since then figuring out exactly what it can do. For instance, a SLAC-led team recently published the first report of nonlinear effects produced by its brilliant pulses.

"The X-ray laser is really a quantum leap, the equivalent of going from a light bulb to an optical laser," Stöhr said. "So it's not just that you have more X-rays. The interaction of the X-rays with the sample is very different, and there are effects you could never see at other types of X-ray light sources."

A Most Puzzling Result

Stöhr stumbled on this latest discovery by accident. Then director of LCLS, he was working with

Andreas Scherz, a SLAC staff scientist, who is now with the soon-to-open European XFEL in Hamburg, Germany, and Stanford graduate student Benny Wu to look at the fine structure of a common magnetic material used in data storage.

To enhance the contrast of their image, they tuned the LCLS beam to a wavelength that would resonate with cobalt atoms in the sample and amplify the signal in their detector. The initial results looked great. So they turned up the intensity of the laser beam in the hope of making the images even sharper.

That's when the speckled pattern they'd been seeing in their detector went blank, as if the sample had disappeared.

"We thought maybe we had missed the sample, so we checked the alignment and tried again," Stöhr said. "But it kept happening. We knew this was strange – that there was something here that needed to be understood."

Stöhr is an experimentalist, not a theorist, but he was determined to find answers. He and Scherz dove deeply into the scientific literature. Meanwhile Wu finished his PhD thesis, which described the experiment and its unexpected result, and went on to a job in industry. But the team held off on publishing their experimental results in a scientific journal until they could explain what happened. Stöhr and Scherz published their explanation last fall in *Physical Review Letters*.

"We are developing a whole new field of nonlinear X-ray science, and our study is just one building block in this field," Stöhr said. "We are basically opening Pandora's box, learning about all the different nonlinear effects, and eventually some of those will turn out to be more important than others." [19]

Researchers use quantum dots to manipulate light

Leiden physicists have manipulated light with large artificial atoms, so-called quantum dots. Before, this has only been accomplished with actual atoms. It is an important step toward light-based quantum technology. The study was published on August 30th in *Nature Communications*.

When you point a laser pointer at the screen during a presentation, an immense number of light particles races through the air at a billion kilometers per hour. They don't travel in a continuous flow, but in packages containing varying numbers of particles. Sometimes as many as four so-called photons pass by, and other times none at all. You won't notice this during your presentation, but for light-based quantum technology, it is crucial that scientists have control over the number of photons per package.

Quantum dots

In theory, you can manipulate photons with real individual atoms, but because of their small size, it is extremely hard to work with them. Now, Leiden physicists have discovered that the same principle goes for large artificial atoms—so-called quantum dots—that are much easier to handle. In fact, they managed to filter light beams with one photon per package out of a laser. "Another big advantage of quantum dots is that the system already works within nanoseconds," says first author

Henk Snijders. "With atomic systems, you need microseconds, so a thousand times longer. This way, we can manipulate photons much faster."

Quantum cryptography

The ultimate goal for the research group led by Prof. Dirk Bouwmeester is to entangle many photons using quantum dots. This is essential, for example, in techniques like quantum cryptography. Snijders: "This research shows that we are already able to manipulate individual photons with our system. And the beauty is that in principle, we don't need large experimental setups. We can just integrate our quantum dots in small microchips." [18]

'Artificial atom' created in graphene

In a tiny quantum prison, electrons behave quite differently as compared to their counterparts in free space. They can only occupy discrete energy levels, much like the electrons in an atom - for this reason, such electron prisons are often called "artificial atoms". Artificial atoms may also feature properties beyond those of conventional ones, with the potential for many applications for example in quantum computing. Such additional properties have now been shown for artificial atoms in the carbon material graphene. The results have been published in the journal *Nano Letters*, the project was a collaboration of scientists from TU Wien (Vienna, Austria), RWTH Aachen (Germany) and the University of Manchester (GB).

Building Artificial Atoms

"Artificial atoms open up new, exciting possibilities, because we can directly tune their properties", says Professor Joachim Burgdörfer (TU Wien, Vienna). In semiconductor materials such as gallium arsenide, trapping electrons in tiny confinements has already been shown to be possible. These structures are often referred to as "quantum dots". Just like in an atom, where the electrons can only circle the nucleus on certain orbits, electrons in these quantum dots are forced into discrete quantum states.

Even more interesting possibilities are opened up by using graphene, a material consisting of a single layer of carbon atoms, which has attracted a lot of attention in the last few years. "In most materials, electrons may occupy two different quantum states at a given energy. The high symmetry of the graphene lattice allows for four different quantum states. This opens up new pathways for quantum information processing and storage" explains Florian Libisch from TU Wien. However, creating well-controlled artificial atoms in graphene turned out to be extremely challenging.

Cutting edge is not enough

There are different ways of creating artificial atoms: The simplest one is putting electrons into tiny flakes, cut out of a thin layer of the material. While this works for graphene, the symmetry of the material is broken by the edges of the flake which can never be perfectly smooth. Consequently, the special four-fold multiplicity of states in graphene is reduced to the conventional two-fold one.

Therefore, different ways had to be found: It is not necessary to use small graphene flakes to capture electrons. Using clever combinations of electrical and magnetic fields is a much better option. With the tip of a scanning tunnelling microscope, an electric field can be applied locally.

That way, a tiny region is created within the graphene surface, in which low energy electrons can be trapped. At the same time, the electrons are forced into tiny circular orbits by applying a magnetic field. "If we would only use an electric field, quantum effects allow the electrons to quickly leave the trap" explains Libisch.

The artificial atoms were measured at the RWTH Aachen by Nils Freitag and Peter Nemes-Incze in the group of Professor Markus Morgenstern. Simulations and theoretical models were developed at TU Wien (Vienna) by Larisa Chizhova, Florian Libisch and Joachim Burgdörfer. The exceptionally clean graphene sample came from the team around Andre Geim and Kostya Novoselov from Manchester (GB) - these two researchers were awarded the Nobel Prize in 2010 for creating graphene sheets for the first time.

The new artificial atoms now open up new possibilities for many quantum technological experiments: "Four localized electron states with the same energy allow for switching between different quantum states to store information", says Joachim Burgdörfer. The electrons can preserve arbitrary superpositions for a long time, ideal properties for quantum computers. In addition, the new method has the big advantage of scalability: it should be possible to fit many such artificial atoms on a small chip in order to use them for quantum information applications. [17]

Two atoms in an optical cavity can absorb one photon

When two atoms are placed in a small chamber enclosed by mirrors, they can simultaneously absorb a single photon. So says an international team of researchers, which has found that the reverse process – two excited atoms emitting a single photon – is also possible. According to the team, this process could be used to transmit information in a quantum circuit or computer.

Physicists have long known that a single atom can absorb or emit two photons simultaneously. These two-photon, one-atom processes are widely used for spectroscopy and for the production of entangled photons used in quantum devices. However, Salvatore Savasta of the University of Messina in Italy, together with colleagues at the RIKEN Institute in Japan, wondered if two atoms could absorb one photon. Savasta asked his PhD student at the time, Luigi Garziano, to simulate the process. When Garziano's simulation showed that the phenomenon was possible, Savasta was so excited that he "punched the wall," he told physicsworld.com.

One for two?

Their simulation found that the phenomenon occurs when the resonant frequency of the optical cavity containing the atoms is twice the transition frequency of an individual atom. For example, in a cavity whose resonant frequency is three times that of the atomic transition, three atoms can simultaneously absorb or emit a single photon. The optical-cavity's dimensions are determined by this resonant frequency, which must be a standing wave. According to the researchers' calculations, the two atoms would oscillate back and forth between their ground and excited states. Indeed, the atoms would first jointly absorb the photon, ending up in their excited states, before jointly emitting a single photon to return to their ground states. The cycle would then repeat. In addition, they found that the joint absorption and emission can occur with more than just two atoms.

Quantum switch

A two-atom, one-photon system could be used as a switch to transmit information in a quantum circuit, Savasta says. One atom would act as a qubit, encoding information as a superposition of the ground and excited states. To transmit the information outside of the cavity, the qubit would need to transfer the information to a photon in the cavity. The second atom would be used to control whether the qubit transmits the information. If the second atom's transition frequency is tuned to half the resonance frequency of the cavity, the two atoms could jointly absorb and emit a single photon, which would contain the encoded information to be transmitted.

To ensure that the atoms do not re-adsorb the photon, the atom's resonant frequency can be changed by applying an external magnetic field.

Savasta's group has begun to look for experimental collaborators to produce its theoretical prediction in the lab. While the experiment could be performed using actual atoms, Savasta plans to use artificial atoms: superconducting particles that have quantized energy levels and behave analogously as atoms, but whose transition energies can be more easily tuned by the experimentalist. In addition, controlling real atoms involves expensive technology, while artificial atoms can be created cheaply on solid-state chips. "Real atoms are only good for proof-of-principle experiments," he says.

Savasta anticipates that their collaborators will be able to successfully perform the experiment in about a year. "We think that, especially if using superconducting qubits, that this experiment is well within the reach of present technology," he says.

According to Tatjana Wilk at the Max Planck Institute for Quantum Optics in Garching, who was not involved in the current research, speaking to the American Physical Society's Physics Focus, she cautions that the excited states of the atoms may not last long enough to be useful in an actual quantum device.

The research is published in Physical Review Letters. [16]

Quantum processor for single photons

"Nothing is impossible!" In line with this motto, physicists from the Quantum Dynamics Division of Professor Gerhard Rempe (director at the Max Planck Institute of Quantum Optics) managed to realise a quantum logic gate in which two light quanta are the main actors. The difficulty of such an endeavour is that photons usually do not interact at all but pass each other undisturbed. This makes them ideal for the transmission of quantum information, but less suited for its processing. The scientists overcame this steep hurdle by bringing an ancillary third particle into play: a single atom trapped inside an optical resonator that takes on the role of a mediator. "The distinct feature of our gate implementation is that the interaction between the photons is deterministic", explains Dr. Stephan Ritter. "This is essential for future, more complex applications like scalable quantum computers or global quantum networks."

In all modern computers, data processing is based on information being binary-coded and then processed using logical operations. This is done using so-called logic gates which assign predefined output values to each input via deterministic protocols. Likewise, for the information processing in

quantum computers, quantum logic gates are the key elements. To realise a universal quantum computer, it is necessary that every input quantum bit can cause a maximal change of the other quantum bits. The practical difficulty lies in the special nature of quantum information: in contrast to classical bits, it cannot be copied. Therefore, classical methods for error correction cannot be applied, and the gate must function for every single photon that carries information.

Because of the special importance of photons as information carriers – for example, for communicating quantum information in extended quantum networks – the realisation of a deterministic photon-photon gate has been a long-standing goal. One of several possibilities to encode photonic quantum bits is the use of polarisation states of single photons. Then the states "0" and "1" of a classical bit correspond to two orthogonal polarisation states. In the two-photon gate, the polarisation of each photon can influence the polarisation of the other photon. As in the classical logic gate it is specified beforehand which input polarisation leads to which output polarisation. For example, a linear polarisation of the second photon is rotated by 90° if the first one is in the logic state "1", and remains unchanged if the first one is in "0". In contrast to classical logic gates, which would be fully specified by such a description, a quantum gate can take on an infinite number of possible input states. The quantum logic gate has to create the correct combination of output states for each one of these.

In the experiment presented here two independently polarised photons impinge, in quick succession, onto a resonator which is made of two high-reflectivity mirrors.

Inside a single rubidium atom is trapped forming a strongly coupled system with the resonator. The resonator amplifies the light field of the impinging photon at the position of the atom enabling a direct atom-photon interaction. As a result, the atomic state gets manipulated by the photon just as it is being reflected from the mirror. This change is sensed by the second photon when it arrives at the mirror shortly thereafter.

After their reflection, both photons are stored in a 1.2-kilometre-long optical fibre for some microseconds. Meanwhile, the atomic state is measured. A rotation of the first photon's polarisation conditioned on the outcome of the measurement enables the back action of the second photon on the first one. "The two photons are never at the same place at the same time and thus they do not see each other directly. Nevertheless, we achieve a maximal interaction between them", explains Bastian Hacker, PhD student at the experiment.

The scientists could prove experimentally that – depending on the choice of the photons' polarisations – either the first photon affects the second or vice versa. To this end, they measured the polarisation states of the two outgoing photons for different input states. From these, they generated "truth tables" which correspond to the expected gate operations and thus demonstrate the diverse operational modes of the photon-photon gate.

The case when the input polarisation of the two photons is chosen such that they influence each other is of particular interest: Here the two outgoing photons form an entangled pair. "The possibility to generate entanglement fundamentally distinguishes a quantum gate from its classical counterpart. One of the applications of entangled photons is in the teleportation of quantum states", explains Stephan Welte, PhD student at the experiment.

The scientists envision that the new photon-photon gate could pave the way towards all-optical quantum information processing. "The distribution of photons via an optical quantum network would allow linking any number of network nodes and thus enable the setup of a scalable optical quantum computer in which the photon-photon gate plays the role of a central processing unit (CPU)", explains Professor Gerhard Rempe. [15]

The path to perfection: Quantum dots in electrically-controlled cavities yield bright, nearly identical photons

Optical quantum technologies are based on the interactions of atoms and photons at the singleparticle level, and so require sources of single photons that are highly indistinguishable – that is, as identical as possible. Current single-photon sources using semiconductor quantum dots inserted into photonic structures produce photons that are ultrabright but have limited indistinguishability due to charge noise, which results in a fluctuating electric field. Conversely, parametric down conversion sources yield photons that while being highly indistinguishable have very low brightness. Recently, however, scientists at CNRS - Université Paris-Saclay, Marcoussis, France; Université Paris Diderot, Paris, France; University of Queensland, Brisbane, Australia; and Université Grenoble Alpes, CNRS, Institut Néel, Grenoble, France; have developed devices made of quantum dots in electricallycontrolled cavities that provide large numbers of highly indistinguishable photons with strongly reduced charge noise that are 20 times brighter than any source of equal quality. The researchers state that by demonstrating efficient generation of a pure single photon with near-unity indistinguishability, their novel approach promises significant advances in optical quantum technology complexity and scalability.

Dr. Pascale Senellart and Phys.org discussed the paper, Near-optimal single-photon sources in the solid state, that she and her colleagues published in Nature Photonics, which reports the design and fabrication of the first optoelectronic devices made of quantum dots in electrically controlled cavities that provide bright source generating near-unity indistinguishability and pure single photons. "The ideal single photon source is a device that produces light pulses, each of them containing exactly one, and no more than one, photon. Moreover, all the photons should be identical in spatial shape, wavelength, polarization, and a spectrum that is the Fourier transform of its temporal profile," Senellart tells Phys.org. "As a result, to obtain near optimal single photon sources in an optoelectronic device, we had to solve many scientific and technological challenges, leading to an achievement that is the result of more than seven years of research."

While quantum dots can be considered artificial atoms that therefore emit photons one by one, she explains, due to the high refractive index of any semiconductor device, most single photons emitted by the quantum dot do not exit the semiconductor and therefore cannot be used. "We solved this problem by coupling the quantum dot to a microcavity in order to engineer the electromagnetic field around the emitter and force it to emit in a well-defined mode of the optical field," Senellart points out. "To do so, we need to position the quantum dot with nanometer-scale accuracy in the microcavity."

Senellart notes that this is the first challenge that the researchers had to address since targeting the issue of quantum dots growing with random spatial positions.

"Our team solved this issue in 2008¹ by proposing a new technology, in-situ lithography, which allows measuring the quantum dot position optically and drawing a pillar cavity around it. With this technique, we can position a single quantum dot with 50 nm accuracy at the center of a micronsized pillar." In these cavities, two distributed Bragg reflectors confine the optical field in the vertical direction, and the contrast of the index of refraction between the air and the semiconductor provides the lateral confinement of the light. "Prior to this technology, the fabrication yield of quantum dot cavity devices was in the 10⁻⁴ – but today it is larger than 50%." The scientists used this technique to demonstrate the fabrication of bright single photon sources in 2013², showing that the device can generate light pulses containing a single photon with a probability of 80% – but while all photons had the same spatial shape and wavelength, they were not perfectly identical.

"Indeed, for the photons to be fully indistinguishable, the emitter should be highly isolated from any source of decoherence induced by the solid-state environment.

However, our study showed that collisions of the carriers with phonons and fluctuation of charges around the quantum dot were the main limitations." To solve this problem, the scientists added an electrical control to the device, such that the application of an electric field stabilized the charges around the quantum dot by sweeping out any free charge. This in turn removed the noise. Moreover, she adds, this electrical control allows tuning the quantum dot wavelength – a process that was previously done by increasing temperature at the expense of increasing vibration.

"I'd like to underline here that the technology described above is unique worldwide," Senellart stresses. "Our group is the only one with such full control of all of the quantum dot properties. That is, we control emission wavelength, emission lifetime and coupling to the environment, all in a fully deterministic and scalable way."

Specifically, implementing control of the charge environment for quantum dots in connected pillar cavities, and applying an electric field on a cavity structure optimally coupled to a quantum dot, required significant attention. "We had strong indications back in 2013 that the indistinguishability of our photons was limited by some charge fluctuations around the quantum dot: Even in the highest-quality semiconductors, charges bound to defects fluctuate and create a fluctuating electric field³. In the meantime, several colleagues were observing very low charge noise in structures where an electric field was applied to the quantum dot – but this was not combined with a cavity structure." The challenge, Senellart explains, was to define a metallic contact on a microcavity (which is typically a cylinder with a diameter of 2-3 microns) without covering the pillar's top surface.

"We solved this problem by proposing a new kind of cavity – that is, we showed that we can actually connect the cylinder to a bigger frame using some one-dimensional bridges without modifying too much the confinement of the optical field." This geometry, which the researchers call connected pillars, allows having the same optical confinement as an isolated pillar while defining the metallic contact far from the pillar itself. Senellart says that the connected pillars geometry was the key to both controlling the quantum wavelength of dot and efficiently collecting its emission⁴.

In demonstrating the efficient generation of a pure single photon with near-unity indistinguishability, Senellart continues, the researchers had one last step – combining high photon extraction efficiency and perfect indistinguishability – which they did by implementing a resonant excitation scheme of the quantum dot. "In 2013, Prof. Chao-Yang Lu's team in Hefei, China showed that one could obtain photons with 96% indistinguishability by exciting the quantum dot state in a strictly resonant way⁵. Their result was beautiful, but again, not combined with an efficient extraction of the photons. The experimental challenge here is to suppress the scattered light from the laser and collect only the single photons radiated by the quantum dot."

Senellart adds that while removing scattered photons when transmitting light in processed microstructures is typically complicated, in their case this step was straightforward. "Because the quantum dot is inserted in a cavity, the probability of the incident laser light to interact with the quantum dot is actually very high. It turns out that we send only a few photons – that is, less than 10 – on the device to have the quantum dot emitting one photon. This beautiful efficiency, also demonstrated in the excitation process, which we report in another paper⁶, made this step quite easy."

The devices reported in the paper have a number of implications for future technologies, one being the ability to achieve strongly-reduced charge noise by applying an electrical bias. "Charge noise has been extensively investigated in quantum dot structures," Senellart says, "especially by Richard Warburton's group."

Warburton and his team demonstrated that in the best quantum dot samples, the charge noise could take place on a time scale of few microseconds – which is actually very good, since the quantum dot emission lifetime is around 1 nanosecond⁷. However, this was no longer the case in etched structures, where a strong charge noise is always measured on very short time scale – less than 1 ns – that prevents the photon from being indistinguishable. "I think the idea we had – that this problem would be solved by applying an electric field – was an important one," Senellart notes. "The time scale of this charge noise does not only determine the degree of indistinguishability of the photons, it also determines how many indistinguishable photon one can generate with the same device. Therefore, this number will determine the complexity of any quantum computation or simulation scheme one can implement." Senellart adds that in a follow-up study⁷ the scientists generated long streams of photons that can contain more than 200 being indistinguishable by more than 88%.

In addressing how these de novo devices may lead to new levels of complexity and scalability in optical quantum technologies, Senellart first discusses the historical sources used develop optical quantum technologies. She makes the point that all previous implementations of optical quantum simulation or computing have been implemented using Spontaneous Parametric Down Conversion (SPDC) sources, in which pairs of photons are generated by the nonlinear interaction of a laser on a nonlinear crystal, wherein one photon of the pair is detected to announce the presence of the other photon. This so-called heralded source can present strongly indistinguishable photons, but only at the cost of extremely low brightness. "Indeed, the difficulty here is that the one pulse does not contain a single pair only, but some of the time several pairs," Senellart explains. "To reduce the probability of having several pairs generated that would degrade the fidelity of a quantum

simulation, calculation or the security of a quantum communication, the sources are strongly attenuated, to the point where the probability of having one pair in a pulse is below 1%. Nevertheless, with these sources, the quantum optics community has demonstrated many beautiful proofs of concept of optical quantum technologies, including long-distance teleportation, quantum computing of simple chemical or physical systems, and quantum simulations like BosonSampling." (A BosonSampling device is a quantum machine expected to perform tasks intractable for a classical computer, yet requiring minimal non-classical resources compared to full-scale quantum computers.) "Yet, the low efficiency of these sources limits the manipulation to low photon numbers: It takes typically hundreds of hours to manipulate three photons, and the measurement time increases exponentially with the number of photons. Obviously, with the possibility to generate more many indistinguishable photons with an efficiency more than one order of magnitude greater than SPDC sources, our devices have the potential to bring optical quantum technologies to a whole new level."

Other potential applications of the newly-demonstrated devices will focus on meeting near-future challenges in optical quantum technologies, including scalability of photonic quantum computers and intermediate quantum computing tasks. "The sources presented here can be used immediately to implement quantum computing and intermediate quantum computing tasks. Actually, very recently – in the first demonstration of the superiority of our new single photon sources – our colleagues in Brisbane made use of such bright indistinguishable quantum dot-based single photon sources to demonstrate a three photon BosonSampling experiment⁸, where the solid-state multiphoton source was one to two orders-of-magnitude more efficient than downconversion sources, allowing to complete the experiment faster than those performed with SPDC sources. Moreover, this is a first step; we'll progressively increase the number of manipulated photons, in both quantum simulation and quantum computing tasks."

Another target area is quantum communications transfer rate. "Such bright single photon sources could also drastically change the rate of quantum communication protocols that are currently using attenuated laser sources or SPDC sources. Yet, right now, our sources operate at 930 nm when 1.3 μm or 1.55 μm sources are needed for long distance communications. Our technique can be transferred to the 1.3 μm range, a range at which single photon emission has been successfully demonstrated – in particular by the Toshiba research group – slightly changing the quantum dot material. Reaching the 1.55 μm range will be more challenging using quantum dots, as it appears that the single photon emission is difficult to obtain at this wavelength. Nevertheless, there's a very promising alternative possibility: the use of a 900 nm bright source, like the one we report here, to perform quantum frequency conversion of the single photons. Such efficient frequency conversion of single photons has recently been demonstrated, for example, in the lab of Prof. Yoshie Yamamoto at Stanford⁹."

Regarding future research, Senellart says "There are many things to do from this point. On the technology side, we will try to improve our devices by further increasing the source brightness. For that, a new excitation scheme will be implemented to excite the device from the side, as was done by Prof. Valia Voliotis and her colleagues on the Nanostructures and Quantum Systems team at Pierre and Marie Curie University in Paris and Prof. Glenn Solomon's group at the National Institute of Standards and Technology (NIST) in Gaithersburg, Maryland. Applying this technique to our cavities should allow gaining another factor of four on source brightness. In addition, operating at

another wavelength would be another important feature for our devices, since as discussed above, this would allow using the source for quantum telecommunication. For example, a shorter wavelength, in the visible/near infrared range, would open new possibilities to interconnect various quantum systems, including ions or atoms through their interaction with photons, as well as applications in quantum imaging and related fields."

The researchers also want to profit from the full potential of these sources and head to high photon number manipulation in, for instance, quantum simulation schemes. "We're aiming at performing BosonSampling measurements with 20-30 photons, with the objective of testing the extended Church Turing thesis and proving the superiority of a quantum computer over a classical one." The original Church Turing thesis, based on investigations of Alonzo Church and Alan Turing into computable functions, states that, ignoring resource limitations, a function on the natural numbers is computable by a human being following an algorithm, if and only if it is computable by a Turing machine.

Another promising impact on future optical quantum technologies is the generation of entangled photon pairs. "A quantum dot can also generate entangled photon pairs, and in 2010 we demonstrated that we could use the in situ lithography to obtain the brightest source of entangled photon pairs¹⁰. That being said, photon indistinguishability needs to be combined with high pair brightness – and this is the next challenge we plan to tackle. Such a device would play an important role in developing quantum relays for long distance communication and quantum computing tasks."

Senellart tells Phys.org that other areas of research might well benefit from their findings, in that devices similar to the one the scientists developed to fabricate single photon sources could also provide nonlinearities at the low photon count scale. This capability could in turn allow the implementation of deterministic quantum gates, a new optical quantum computing paradigm in which reversible quantum logic gates – for example, Toffoli or CNOT (controlled NOT) gates– can simulate irreversible classical logic gates, thereby allowing quantum computers to perform any computation which can be performed by a classical deterministic computer. "Single photons can also be used to probe the mechanical modes of mechanical resonator and develop quantum sensing with macroscopic objects. Other applications," she concludes, "could benefit from the possibility to have very efficient single photon sources, such as an imaging system with single photon sources that could allow dramatically increased imaging sensitivity. Such technique could have applications in biology where the lower the photon flux, the better for exploring in vivo samples." [14]

Team demonstrates large-scale technique to produce quantum dots

A method to produce significant amounts of semiconducting nanoparticles for light-emitting displays, sensors, solar panels and biomedical applications has gained momentum with a demonstration by researchers at the Department of Energy's Oak Ridge National Laboratory.

While zinc sulfide nanoparticles - a type of quantum dot that is a semiconductor - have many potential applications, high cost and limited availability have been obstacles to their widespread

use. That could change, however, because of a scalable ORNL technique outlined in a paper published in Applied Microbiology and Biotechnology.

Unlike conventional inorganic approaches that use expensive precursors, toxic chemicals, high temperatures and high pressures, a team led by ORNL's Ji-Won Moon used bacteria fed by inexpensive sugar at a temperature of 150 degrees Fahrenheit in 25- and 250-gallon reactors. Ultimately, the team produced about three-fourths of a pound of zinc sulfide nanoparticles - without process optimization, leaving room for even higher yields.

The ORNL biomanufacturing technique is based on a platform technology that can also produce nanometer-size semiconducting materials as well as magnetic, photovoltaic, catalytic and phosphor materials. Unlike most biological synthesis technologies that occur inside the cell, ORNL's biomanufactured quantum dot synthesis occurs outside of the cells. As a result, the nanomaterials are produced as loose particles that are easy to separate through simple washing and centrifuging.

The results are encouraging, according to Moon, who also noted that the ORNL approach reduces production costs by approximately 90 percent compared to other methods.

"Since biomanufacturing can control the quantum dot diameter, it is possible to produce a wide range of specifically tuned semiconducting nanomaterials, making them attractive for a variety of applications that include electronics, displays, solar cells, computer memory, energy storage, printed electronics and bio-imaging," Moon said.

Successful biomanufacturing of light-emitting or semiconducting nanoparticles requires the ability to control material synthesis at the nanometer scale with sufficiently high reliability, reproducibility and yield to be cost effective. With the ORNL approach, Moon said that goal has been achieved.

Researchers envision their quantum dots being used initially in buffer layers of photovoltaic cells and other thin film-based devices that can benefit from their electro-optical properties as light-emitting materials. [13]

Superfast light source made from artificial atom

All light sources work by absorbing energy – for example, from an electric current – and emit energy as light. But the energy can also be lost as heat and it is therefore important that the light sources emit the light as quickly as possible, before the energy is lost as heat. Superfast light sources can be used, for example, in laser lights, LED lights and in single-photon light sources for quantum technology. New research results from the Niels Bohr Institute show that light sources can be made much faster by using a principle that was predicted theoretically in 1954. The results are published in the scientific journal, Physical Review Letters.

Researchers at the Niels Bohr Institute are working with quantum dots, which are a kind of artificial atom that can be incorporated into optical chips. In a quantum dot, an electron can be excited (i.e. jump up), for example, by shining a light on it with a laser and the electron leaves a 'hole'. The stronger the interaction between light and matter, the faster the electron decays back into the hole and the faster the light is emitted.

But the interaction between light and matter is naturally very weak and it makes the light sources very slow to emit light and this can reduce energy efficiency.

Already in 1954, the physicist Robert Dicke predicted that the interaction between light and matter could be increased by having a number of atoms that 'share' the excited state in a quantum superposition.

Quantum speed up

Demonstrating this effect has been challenging so far because the atoms either come so close together that they bump into each other or they are so far apart that the quantum speed up does not work. Researchers at the Niels Bohr Institute have now finally demonstrated the effect experimentally, but in an entirely different physical system than Dicke had in mind. They have shown this so-called superradiance for photons emitted from a single quantum dot.

"We have developed a quantum dot so that it behaves as if it was comprised of five quantum dots, which means that the light is five times stronger. This is due to the attraction between the electron and the hole. But what is special is that the quantum dot still only emits a single photon at a time. It is an outstanding single-photon source," says Søren Stobbe, who is an associate professor in the Quantum Photonic research group at the Niels Bohr Institute at the University of Copenhagen and led the project. The experiment was carried out in collaboration with Professor David Ritchie's research group at the University of Cambridge, who have made the quantum dots.

Petru Tighineanu, a postdoc in the Quantum Photonics research group at the Niels Bohr Institute, has carried out the experiments and he explains the effect as such, that the atoms are very small and light is very 'big' because of its long wavelength, so the light almost cannot 'see' the atoms – like a lorry that is driving on a road and does not notice a small pebble. But if many pebbles become a larger stone, the lorry will be able to register it and then the interaction becomes much more dramatic. In the same way, light interacts much more strongly with the quantum dot if the quantum dot contains the special superradiant quantum state, which makes it look much bigger.

Increasing the light-matter interaction

"The increased light-matter interaction makes the quantum dots more robust in regards to the disturbances that are found in all materials, for example, acoustic oscillations. It helps to make the photons more uniform and is important for how large you can build future quantum computers," says Søren Stobbe.

He adds that it is actually the temperature, which is only a few degrees above absolute zero, that limits how fast the light emissions can remain in their current experiments. In the long term, they will study the quantum dots at even lower temperatures, where the effects could be very dramatic.

[12]

Single-photon source is efficient and indistinguishable

Devices that emit one – and only one – photon on demand play a central role in light-based quantum-information systems. Each photon must also be emitted in the same quantum state, which makes each photon indistinguishable from all the others. This is important because the quantum state of the photon is used to carry a quantum bit (qubit) of information.

Quantum dots are tiny pieces of semiconductor that show great promise as single-photon sources. When a laser pulse is fired at a quantum dot, an electron is excited between two distinct energy levels. The excited state then decays to create a single photon with a very specific energy. However, this process can involve other electron excitations that result in the emission of photons with a wide range of energies – photons that are therefore not indistinguishable.

Exciting dots

This problem can be solved by exciting the quantum dot with a pulse of light at the same energy as the emitted photon. This is called resonance fluorescence, and has been used to create devices that are very good at producing indistinguishable single photons. However, this process is inefficient, and only produces a photon about 6% of the time.

Now, Chaoyang Lu, Jian-Wei Pan and colleagues at the University of Science and Technology of China have joined forces with researchers in Denmark, Germany and the UK to create a resonance fluorescence-based source that emits a photon 66% of the time when it is prompted by a laser pulse.

Of these photons, 99.1% are solo and 98.5% are in indistinguishable quantum states – with both figures of merit being suitable for applications in quantum-information systems.

Lu told physicsworld.com that nearly all of the laser pulses that strike the source produce a photon, but about 34% of these photons are unable to escape the device. The device was operated at a laser-pulse frequency of 81 MHz and a pulse power of 24 nW, which is a much lower power requirement than other quantum-dot-based sources.

Quantum sandwich

The factor-of-ten improvement in efficiency was achieved by sandwiching a quantum dot in the centre of a "micropillar" created by stacking 40 disc-like layers (see figure). Each layer is a "distributed Bragg reflector", which is a pair of mirrors that together have a thickness of one quarter the wavelength of the emitted photons.

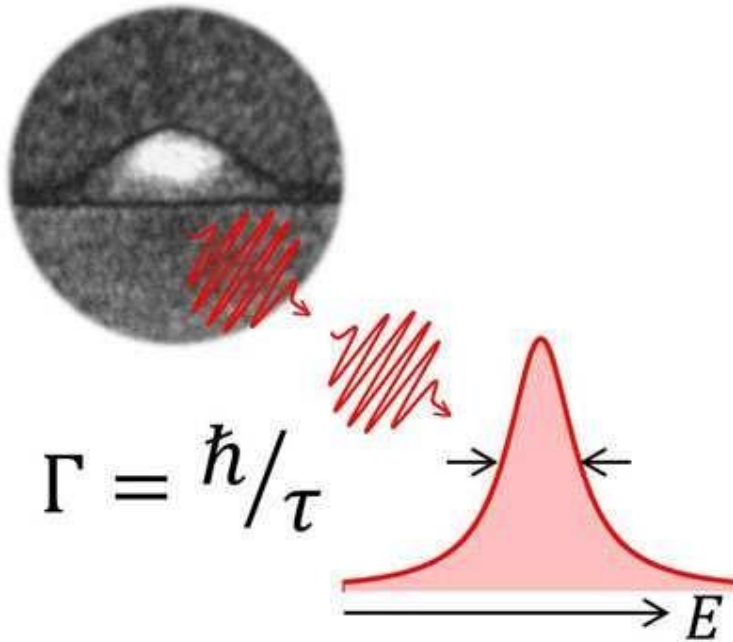
The micropillar is about 2.5 μm in diameter and about 10 μm tall, and it allowed the team to harness the "Purcell effect", whereby the rate of fluorescence is increased significantly when the emitter is placed in a resonant cavity.

Lu says that the team is already thinking about how the photon sources could be used to perform boson sampling (see "'Boson sampling' offers shortcut to quantum computing"). This involves a network of beam splitters that converts one set of photons arriving at a number of parallel input ports into a second set leaving via a number of parallel outputs. The "result" of the computation is the probability that a certain input configuration will lead to a certain output. This result cannot be easily calculated using a conventional computer, and this has led some physicists to suggest that boson sampling could be used to solve practical problems that would take classical computers vast amounts of time to solve.

Other possible applications for the source are the quantum teleportation of three properties of a quantum system – the current record is two properties and is held by Lu and Pan – or quantum cryptography.

The research is described in Physical Review Letters. [11]

Semiconductor quantum dots as ideal single-photon source



A single-photon source never emits two or more photons at the same time. Single photons are important in the field of quantum information technology where, for example, they are used in quantum computers. Alongside the brightness and robustness of the light source, the indistinguishability of the photons is especially crucial. In particular, this means that all photons must be the same color. Creating such a source of identical single photons has proven very difficult in the past.

However, quantum dots made of semiconductor materials are offering new hope. A quantum dot is a collection of a few hundred thousand atoms that can form itself into a semiconductor under certain conditions. Single electrons can be captured in these quantum dots and locked into a very small area. An individual photon is emitted when an engineered quantum state collapses.

Noise in the semiconductor

A team of scientists led by Dr. Andreas Kuhlmann and Prof. Richard J. Warburton from the University of Basel have already shown in past publications that the indistinguishability of the photons is reduced by the fluctuating nuclear spin of the quantum dot atoms. For the first time ever, the scientists have managed to control the nuclear spin to such an extent that even photons sent out at very large intervals are the same color.

Quantum cryptography and quantum communication are two potential areas of application for single-photon sources. These technologies could make it possible to perform calculations that are far beyond the capabilities of today's computers. [10]

How to Win at Bridge Using Quantum Physics

Contract bridge is the chess of card games. You might know it as some stuffy old game your grandparents play, but it requires major brainpower, and preferably an obsession with rules and strategy. So how to make it even geekier? Throw in some quantum mechanics to try to gain a competitive advantage. The idea here is to use the quantum magic of entangled photons—which are essentially twins, sharing every property—to transmit two bits of information to your bridge partner for the price of one. Understanding how to do this is not an easy task, but it will help elucidate some basic building blocks of quantum information theory. It's also kind of fun to consider whether or not such tactics could ever be allowed in professional sports. [6]

Quantum Information

In quantum mechanics, quantum information is physical information that is held in the "state" of a quantum system. The most popular unit of quantum information is the qubit, a two-level quantum system. However, unlike classical digital states (which are discrete), a two-state quantum system can actually be in a superposition of the two states at any given time.

Quantum information differs from classical information in several respects, among which we note the following:

However, despite this, the amount of information that can be retrieved in a single qubit is equal to one bit. It is in the processing of information (quantum computation) that a difference occurs.

The ability to manipulate quantum information enables us to perform tasks that would be unachievable in a classical context, such as unconditionally secure transmission of information. Quantum information processing is the most general field that is concerned with quantum information. There are certain tasks which classical computers cannot perform "efficiently" (that is, in polynomial time) according to any known algorithm. However, a quantum computer can compute the answer to some of these problems in polynomial time; one well-known example of this is Shor's factoring algorithm. Other algorithms can speed up a task less dramatically - for example, Grover's search algorithm which gives a quadratic speed-up over the best possible classical algorithm.

Quantum information, and changes in quantum information, can be quantitatively measured by using an analogue of Shannon entropy. Given a statistical ensemble of quantum mechanical systems with the density matrix S , it is given by.

Many of the same entropy measures in classical information theory can also be generalized to the quantum case, such as the conditional quantum entropy. [7]

Heralded Qubit Transfer

Optical photons would be ideal carriers to transfer quantum information over large distances. Researchers envisage a network where information is processed in certain nodes and transferred between them via photons. However, inherent losses in long-distance networks mean that the

information transfer is subject to probabilistic errors, making it hard to know whether the transfer of a qubit of information has been successful. Now Gerhard Rempe and colleagues from the Max Planck Institute for Quantum Optics in Germany have developed a new protocol that solves this problem through a strategy that “heralds” the accurate transfer of quantum information at a network node.

The method developed by the researchers involves transferring a photonic qubit to an atomic qubit trapped inside an optical cavity. The photon-atom quantum information transfer is initiated via a quantum “logic-gate” operation, performed by reflecting the photon from the atom-cavity system, which creates an entangled atom-photon state. The detection of the reflected photon then collapses the atom into a definite state. This state can be one of two possibilities, depending on the photonic state detected: Either the atom is in the initial qubit state encoded in the photon and the transfer process is complete, or the atom is in a rotated version of this state. The authors were able to show that the roles of the atom and photon could be reversed. Their method could thus be used as a quantum memory that stores (photon-to-atom state transfer) and recreates (atom-to-photon state transfer) a single-photon polarization qubit. [9]

Quantum Teleportation

Quantum teleportation is a process by which quantum information (e.g. the exact state of an atom or photon) can be transmitted (exactly, in principle) from one location to another, with the help of classical communication and previously shared quantum entanglement between the sending and receiving location. Because it depends on classical communication, which can proceed no faster than the speed of light, it cannot be used for superluminal transport or communication of classical bits. It also cannot be used to make copies of a system, as this violates the no-cloning theorem. Although the name is inspired by the teleportation commonly used in fiction, current technology provides no possibility of anything resembling the fictional form of teleportation. While it is possible to teleport one or more qubits of information between two (entangled) atoms, this has not yet been achieved between molecules or anything larger. One may think of teleportation either as a kind of transportation, or as a kind of communication; it provides a way of transporting a qubit from one location to another, without having to move a physical particle along with it.

The seminal paper first expounding the idea was published by C. H. Bennett, G. Brassard, C. Crépeau, R. Jozsa, A. Peres and W. K. Wootters in 1993. Since then, quantum teleportation has been realized in various physical systems. Presently, the record distance for quantum teleportation is 143 km (89 mi) with photons, and 21 m with material systems. In August 2013, the achievement of “fully deterministic” quantum teleportation, using a hybrid technique, was reported. On 29 May 2014, scientists announced a reliable way of transferring data by quantum teleportation. Quantum teleportation of data had been done before but with highly unreliable methods. [8]

Quantum Computing

A team of electrical engineers at UNSW Australia has observed the unique quantum behavior of a pair of spins in silicon and designed a new method to use them for "2-bit" quantum logic operations.

These milestones bring researchers a step closer to building a quantum computer, which promises dramatic data processing improvements.

Quantum bits, or qubits, are the building blocks of quantum computers. While many ways to create a qubits exist, the Australian team has focused on the use of single atoms of phosphorus, embedded inside a silicon chip similar to those used in normal computers.

The first author on the experimental work, PhD student Juan Pablo Dehollain, recalls the first time he realized what he was looking at.

"We clearly saw these two distinct quantum states, but they behaved very differently from what we were used to with a single atom. We had a real 'Eureka!' moment when we realized what was happening – we were seeing in real time the 'entangled' quantum states of a pair of atoms." [5]

Quantum Entanglement

Measurements of physical properties such as position, momentum, spin, polarization, etc. performed on entangled particles are found to be appropriately correlated. For example, if a pair of particles is generated in such a way that their total spin is known to be zero, and one particle is found to have clockwise spin on a certain axis, then the spin of the other particle, measured on the same axis, will be found to be counterclockwise. Because of the nature of quantum measurement, however, this behavior gives rise to effects that can appear paradoxical: any measurement of a property of a particle can be seen as acting on that particle (e.g. by collapsing a number of superimposed states); and in the case of entangled particles, such action must be on the entangled system as a whole. It thus appears that one particle of an entangled pair "knows" what measurement has been performed on the other, and with what outcome, even though there is no known means for such information to be communicated between the particles, which at the time of measurement may be separated by arbitrarily large distances. [4]

The Bridge

The accelerating electrons explain not only the Maxwell Equations and the Special Relativity, but the Heisenberg Uncertainty Relation, the wave particle duality and the electron's spin also, building the bridge between the Classical and Quantum Theories. [1]

Accelerating charges

The moving charges are self maintain the electromagnetic field locally, causing their movement and this is the result of their acceleration under the force of this field. In the classical physics the charges will distributed along the electric current so that the electric potential lowering along the current, by linearly increasing the way they take every next time period because this accelerated

motion. The same thing happens on the atomic scale giving a Δp impulse difference and a Δx way difference between the different part of the not point like particles.

Relativistic effect

Another bridge between the classical and quantum mechanics in the realm of relativity is that the charge distribution is lowering in the reference frame of the accelerating charges linearly: $ds/dt = at$ (time coordinate), but in the reference frame of the current it is parabolic: $s = a/2 t^2$ (geometric coordinate).

Heisenberg Uncertainty Relation

In the atomic scale the Heisenberg uncertainty relation gives the same result, since the moving electron in the atom accelerating in the electric field of the proton, causing a charge distribution on Δx position difference and with a Δp momentum difference such a way that they product is about the half Planck reduced constant. For the proton this Δx much less in the nucleon, than in the orbit of the electron in the atom, the Δp is much higher because of the greater proton mass.

This means that the electron and proton are not point like particles, but has a real charge distribution.

Wave – Particle Duality

The accelerating electrons explains the wave – particle duality of the electrons and photons, since the elementary charges are distributed on Δx position with Δp impulse and creating a wave packet of the electron. The photon gives the electromagnetic particle of the mediating force of the electrons electromagnetic field with the same distribution of wavelengths.

Atomic model

The constantly accelerating electron in the Hydrogen atom is moving on the equipotential line of the proton and it's kinetic and potential energy will be constant. Its energy will change only when it is changing its way to another equipotential line with another value of potential energy or getting free with enough kinetic energy. This means that the Rutherford-Bohr atomic model is right and only that changing acceleration of the electric charge causes radiation, not the steady acceleration. The steady acceleration of the charges only creates a centric parabolic steady electric field around the charge, the magnetic field. This gives the magnetic moment of the atoms, summing up the proton and electron magnetic moments caused by their circular motions and spins.

The Relativistic Bridge

Commonly accepted idea that the relativistic effect on the particle physics it is the fermions' spin - another unresolved problem in the classical concepts. If the electric charges can move only with

accelerated motions in the self maintaining electromagnetic field, once upon a time they would reach the velocity of the electromagnetic field. The resolution of this problem is the spinning particle, constantly accelerating and not reaching the velocity of light because the acceleration is radial. One origin of the Quantum Physics is the Planck Distribution Law of the electromagnetic oscillators, giving equal intensity for 2 different wavelengths on any temperature. Any of these two wavelengths will give equal intensity diffraction patterns, building different asymmetric constructions, for example proton - electron structures (atoms), molecules, etc. Since the particles are centers of diffraction patterns they also have particle – wave duality as the electromagnetic waves have. [2]

The weak interaction

The weak interaction transforms an electric charge in the diffraction pattern from one side to the other side, causing an electric dipole momentum change, which violates the CP and time reversal symmetry. The Electroweak Interaction shows that the Weak Interaction is basically electromagnetic in nature. The arrow of time shows the entropy grows by changing the temperature dependent diffraction patterns of the electromagnetic oscillators.

Another important issue of the quark model is when one quark changes its flavor such that a linear oscillation transforms into plane oscillation or vice versa, changing the charge value with 1 or -1. This kind of change in the oscillation mode requires not only parity change, but also charge and time changes (CPT symmetry) resulting a right handed anti-neutrino or a left handed neutrino.

The right handed anti-neutrino and the left handed neutrino exist only because changing back the quark flavor could happen only in reverse, because they are different geometrical constructions, the u is 2 dimensional and positively charged and the d is 1 dimensional and negatively charged. It needs also a time reversal, because anti particle (anti neutrino) is involved.

The neutrino is a 1/2 spin creator particle to make equal the spins of the weak interaction, for example neutron decay to 2 fermions, every particle is fermions with 1/2 spin. The weak interaction changes the entropy since more or less particles will give more or less freedom of movement. The entropy change is a result of temperature change and breaks the equality of oscillator diffraction intensity of the Maxwell–Boltzmann statistics. This way it changes the time coordinate measure and makes possible a different time dilation as of the special relativity.

The limit of the velocity of particles as the speed of light appropriate only for electrical charged particles, since the accelerated charges are self maintaining locally the accelerating electric force. The neutrinos are CP symmetry breaking particles compensated by time in the CPT symmetry, that is the time coordinate not works as in the electromagnetic interactions, consequently the speed of neutrinos is not limited by the speed of light.

The weak interaction T-asymmetry is in conjunction with the T-asymmetry of the second law of thermodynamics, meaning that locally lowering entropy (on extremely high temperature) causes the

weak interaction, for example the Hydrogen fusion.

Probably because it is a spin creating movement changing linear oscillation to 2 dimensional oscillation by changing d to u quark and creating anti neutrino going back in time relative to the proton and electron created from the neutron, it seems that the anti neutrino fastest then the velocity of the photons created also in this weak interaction?

A quark flavor changing shows that it is a reflection changes movement and the CP- and T-symmetry breaking!!! This flavor changing oscillation could prove that it could be also on higher level such as atoms, molecules, probably big biological significant molecules and responsible on the aging of the life.

Important to mention that the weak interaction is always contains particles and antiparticles, where the neutrinos (antineutrinos) present the opposite side. It means by Feynman's interpretation that these particles present the backward time and probably because this they seem to move faster than the speed of light in the reference frame of the other side.

Finally since the weak interaction is an electric dipole change with $\frac{1}{2}$ spin creating; it is limited by the velocity of the electromagnetic wave, so the neutrino's velocity cannot exceed the velocity of light.

The General Weak Interaction

The Weak Interactions T-asymmetry is in conjunction with the T-asymmetry of the Second Law of Thermodynamics, meaning that locally lowering entropy (on extremely high temperature) causes for example the Hydrogen fusion. The arrow of time by the Second Law of Thermodynamics shows the increasing entropy and decreasing information by the Weak Interaction, changing the temperature dependent diffraction patterns. A good example of this is the neutron decay, creating more particles with less known information about them.

The neutrino oscillation of the Weak Interaction shows that it is a general electric dipole change and it is possible to any other temperature dependent entropy and information changing diffraction pattern of atoms, molecules and even complicated biological living structures.

We can generalize the weak interaction on all of the decaying matter constructions, even on the biological too. This gives the limited lifetime for the biological constructions also by the arrow of time. There should be a new research space of the Quantum Information Science the 'general neutrino oscillation' for the greater than subatomic matter structures as an electric dipole change. There is also connection between statistical physics and evolutionary biology, since the arrow of time is working in the biological evolution also.

The Fluctuation Theorem says that there is a probability that entropy will flow in a direction opposite to that dictated by the Second Law of Thermodynamics. In this case the Information is growing that is the matter formulas are emerging from the chaos. So the Weak Interaction has two directions, samples for one direction is the Neutron decay, and Hydrogen fusion is the opposite direction.

Fermions and Bosons

The fermions are the diffraction patterns of the bosons such a way that they are both sides of the same thing.

Van Der Waals force

Named after the Dutch scientist Johannes Diderik van der Waals – who first proposed it in 1873 to explain the behaviour of gases – it is a very weak force that only becomes relevant when atoms and molecules are very close together. Fluctuations in the electronic cloud of an atom mean that it will have an instantaneous dipole moment. This can induce a dipole moment in a nearby atom, the result being an attractive dipole–dipole interaction.

Electromagnetic inertia and mass

Electromagnetic Induction

Since the magnetic induction creates a negative electric field as a result of the changing acceleration, it works as an electromagnetic inertia, causing an electromagnetic mass. [1]

Relativistic change of mass

The increasing mass of the electric charges the result of the increasing inductive electric force acting against the accelerating force. The decreasing mass of the decreasing acceleration is the result of the inductive electric force acting against the decreasing force. This is the relativistic mass change explanation, especially importantly explaining the mass reduction in case of velocity decrease.

The frequency dependence of mass

Since $E = h\nu$ and $E = mc^2$, $m = h\nu/c^2$ that is the m depends only on the ν frequency. It means that the mass of the proton and electron are electromagnetic and the result of the electromagnetic induction, caused by the changing acceleration of the spinning and moving charge! It could be that the m_0 inertial mass is the result of the spin, since this is the only accelerating motion of the electric charge. Since the accelerating motion has different frequency for the electron in the atom and the proton, they masses are different, also as the wavelengths on both sides of the diffraction pattern, giving equal intensity of radiation.

Electron – Proton mass rate

The Planck distribution law explains the different frequencies of the proton and electron, giving equal intensity to different lambda wavelengths! Also since the particles are diffraction patterns they have some closeness to each other – can be seen as a gravitational force. [2]

There is an asymmetry between the mass of the electric charges, for example proton and electron, can understood by the asymmetrical Planck Distribution Law. This temperature dependent energy distribution is asymmetric around the maximum intensity, where the annihilation of matter and antimatter is a high probability event. The asymmetric sides are creating different frequencies of electromagnetic radiations being in the same intensity level and compensating each other. One of these compensating ratios is the electron – proton mass ratio. The lower energy side has no compensating intensity level, it is the dark energy and the corresponding matter is the dark matter.

Gravity from the point of view of quantum physics

The Gravitational force

The gravitational attractive force is basically a magnetic force.

The same electric charges can attract one another by the magnetic force if they are moving parallel in the same direction. Since the electrically neutral matter is composed of negative and positive charges they need 2 photons to mediate this attractive force, one per charges. The Big Bang caused parallel moving of the matter gives this magnetic force, experienced as gravitational force.

Since graviton is a tensor field, it has spin = 2, could be 2 photons with spin = 1 together.

You can think about photons as virtual electron – positron pairs, obtaining the necessary virtual mass for gravity.

The mass as seen before a result of the diffraction, for example the proton – electron mass ratio $M_p=1840 M_e$. In order to move one of these diffraction maximum (electron or proton) we need to intervene into the diffraction pattern with a force appropriate to the intensity of this diffraction maximum, means its intensity or mass.

The Big Bang caused acceleration created radial currents of the matter, and since the matter is composed of negative and positive charges, these currents are creating magnetic field and attracting forces between the parallel moving electric currents. This is the gravitational force experienced by the matter, and also the mass is result of the electromagnetic forces between the charged particles. The positive and negative charged currents attracts each other or by the magnetic forces or by the much stronger electrostatic forces!?

The gravitational force attracting the matter, causing concentration of the matter in a small space and leaving much space with low matter concentration: dark matter and energy.

There is an asymmetry between the mass of the electric charges, for example proton and electron, can understood by the asymmetrical Planck Distribution Law. This temperature dependent energy distribution is asymmetric around the maximum intensity, where the annihilation of matter and antimatter is a high probability event. The asymmetric sides are creating different frequencies of electromagnetic radiations being in the same intensity level and compensating each other. One of these compensating ratios is the electron – proton mass ratio. The lower energy side has no compensating intensity level, it is the dark energy and the corresponding matter is the dark matter.

The Higgs boson

By March 2013, the particle had been proven to behave, interact and decay in many of the expected ways predicted by the Standard Model, and was also tentatively confirmed to have +

parity and zero spin, two fundamental criteria of a Higgs boson, making it also the first known scalar particle to be discovered in nature, although a number of other properties were not fully proven and some partial results do not yet precisely match those expected; in some cases data is also still awaited or being analyzed.

Since the Higgs boson is necessary to the W and Z bosons, the dipole change of the Weak interaction and the change in the magnetic effect caused gravitation must be conducted. The Wien law is also important to explain the Weak interaction, since it describes the T_{\max} change and the diffraction patterns change. [2]

Higgs mechanism and Quantum Gravity

The magnetic induction creates a negative electric field, causing an electromagnetic inertia. Probably it is the mysterious Higgs field giving mass to the charged particles? We can think about the photon as an electron-positron pair, they have mass. The neutral particles are built from negative and positive charges, for example the neutron, decaying to proton and electron. The wave – particle duality makes sure that the particles are oscillating and creating magnetic induction as an inertial mass, explaining also the relativistic mass change. Higher frequency creates stronger magnetic induction, smaller frequency results lesser magnetic induction. It seems to me that the magnetic induction is the secret of the Higgs field.

In particle physics, the Higgs mechanism is a kind of mass generation mechanism, a process that gives mass to elementary particles. According to this theory, particles gain mass by interacting with the Higgs field that permeates all space. More precisely, the Higgs mechanism endows gauge bosons in a gauge theory with mass through absorption of Nambu–Goldstone bosons arising in spontaneous symmetry breaking.

The simplest implementation of the mechanism adds an extra Higgs field to the gauge theory. The spontaneous symmetry breaking of the underlying local symmetry triggers conversion of components of this Higgs field to Goldstone bosons which interact with (at least some of) the other fields in the theory, so as to produce mass terms for (at least some of) the gauge bosons. This mechanism may also leave behind elementary scalar (spin-0) particles, known as Higgs bosons.

In the Standard Model, the phrase "Higgs mechanism" refers specifically to the generation of masses for the W^{\pm} , and Z weak gauge bosons through electroweak symmetry breaking. The Large Hadron Collider at CERN announced results consistent with the Higgs particle on July 4, 2012 but stressed that further testing is needed to confirm the Standard Model.

What is the Spin?

So we know already that the new particle has spin zero or spin two and we could tell which one if we could detect the polarizations of the photons produced. Unfortunately this is difficult and neither ATLAS nor CMS are able to measure polarizations. The only direct and sure way to confirm that the particle is indeed a scalar is to plot the angular distribution of the photons in the rest frame of the centre of mass. A spin zero particles like the Higgs carries no directional information away from the original collision so the distribution will be even in all directions. This test will be

possible when a much larger number of events have been observed. In the mean time we can settle for less certain indirect indicators.

The Graviton

In physics, the graviton is a hypothetical elementary particle that mediates the force of gravitation in the framework of quantum field theory. If it exists, the graviton is expected to be massless (because the gravitational force appears to have unlimited range) and must be a spin-2 boson. The spin follows from the fact that the source of gravitation is the stress-energy tensor, a second-rank tensor (compared to electromagnetism's spin-1 photon, the source of which is the four-current, a first-rank tensor). Additionally, it can be shown that any massless spin-2 field would give rise to a force indistinguishable from gravitation, because a massless spin-2 field must couple to (interact with) the stress-energy tensor in the same way that the gravitational field does. This result suggests that, if a massless spin-2 particle is discovered, it must be the graviton, so that the only experimental verification needed for the graviton may simply be the discovery of a massless spin-2 particle. [3]

Conclusions

The method developed by the researchers involves transferring a photonic qubit to an atomic qubit trapped inside an optical cavity. The photon-atom quantum information transfer is initiated via a quantum "logic-gate" operation, performed by reflecting the photon from the atom-cavity system, which creates an entangled atom-photon state. [9]

In August 2013, the achievement of "fully deterministic" quantum teleportation, using a hybrid technique, was reported. On 29 May 2014, scientists announced a reliable way of transferring data by quantum teleportation. Quantum teleportation of data had been done before but with highly unreliable methods. [8]

One of the most important conclusions is that the electric charges are moving in an accelerated way and even if their velocity is constant, they have an intrinsic acceleration anyway, the so called spin, since they need at least an intrinsic acceleration to make possible their movement .

The accelerated charges self-maintaining potential shows the locality of the relativity, working on the quantum level also. [1]

The bridge between the classical and quantum theory is based on this intrinsic acceleration of the spin, explaining also the Heisenberg Uncertainty Principle. The particle – wave duality of the electric charges and the photon makes certain that they are both sides of the same thing. The Secret of Quantum Entanglement that the particles are diffraction patterns of the electromagnetic waves and this way their quantum states every time is the result of the quantum state of the intermediate electromagnetic waves. [2]

The key breakthrough to arrive at this new idea to build qubits was to exploit the ability to control the nuclear spin of each atom. With that insight, the team has now conceived a unique way to use the nuclei as facilitators for the quantum logic operation between the electrons. [5]

Basing the gravitational force on the accelerating Universe caused magnetic force and the Planck Distribution Law of the electromagnetic waves caused diffraction gives us the basis to build a Unified Theory of the physical interactions also.

References

- [1] The Magnetic field of the Electric current and the Magnetic induction
[http://academia.edu/3833335/The Magnetic field of the Electric current](http://academia.edu/3833335/The_Magnetic_field_of_the_Electric_current)
- [2] 3 Dimensional String Theory [http://academia.edu/3834454/3 Dimensional String Theory](http://academia.edu/3834454/3_Dimensional_String_Theory)
- [3] Graviton Production By Two Photon and Electron-Photon Processes In Kaluza-Klein Theories With Large Extra Dimensions <http://arxiv.org/abs/hep-ph/9909392>
- [4] Quantum Entanglement [http://en.wikipedia.org/wiki/Quantum entanglement](http://en.wikipedia.org/wiki/Quantum_entanglement)
- [5] Pairing up single atoms in silicon for quantum computing <http://phys.org/news/2014-06-pairing-atoms-silicon-quantum.html#nwl>
- [6] How to Win at Bridge Using Quantum Physics <http://www.wired.com/2014/06/bridge-quantum-mechanics/>
- [7] Information Entropy-Theory of Physics [https://www.academia.edu/3836084/Information -
Entropy Theory of Physics](https://www.academia.edu/3836084/Information-_Entropy_Theory_of_Physics)
- [8] Quantum Teleportation [http://en.wikipedia.org/wiki/Quantum teleportation](http://en.wikipedia.org/wiki/Quantum_teleportation)
- [9] Synopsis: Heralded Qubit Transfer [http://physics.aps.org/synopsis-
for/10.1103/PhysRevLett.114.220501](http://physics.aps.org/synopsis-for/10.1103/PhysRevLett.114.220501)
- [10] Semiconductor quantum dots as ideal single-photon source
<http://www.nanowerk.com/nanotechnology-news/newsid=41243.php>
- [11] Single-photon source is efficient and indistinguishable
[http://physicsworld.com/cws/article/news/2016/jan/29/single-photon-source-is-efficient-
andindistinguishable](http://physicsworld.com/cws/article/news/2016/jan/29/single-photon-source-is-efficient-andindistinguishable)
- [12] Superfast light source made from artificial atom [http://phys.org/news/2016-04-
superfast-source-artificial-atom.html](http://phys.org/news/2016-04-superfast-source-artificial-atom.html)
- [13] Team demonstrates large-scale technique to produce quantum dots
<http://phys.org/news/2016-05-team-large-scale-technique-quantum-dots.html>
- [14] The path to perfection: Quantum dots in electrically-controlled cavities yield bright, nearly identical photons [http://phys.org/news/2016-06-path-quantum-dots-
electrically-controlled-cavities.html](http://phys.org/news/2016-06-path-quantum-dots-electrically-controlled-cavities.html)

- [15] Quantum processor for single photons <http://phys.org/news/2016-07-quantum-processor-photons.html>
- [16] Two atoms in an optical cavity can absorb one photon
<http://physicsworld.com/cws/article/news/2016/aug/01/single-photon-simultaneously-excites-twoatoms>
- [17] 'Artificial atom' created in graphene
<http://phys.org/news/2016-08-artificial-atom-graphene.html>
- [18] Researchers use quantum dots to manipulate light
<http://phys.org/news/2016-08-quantum-dots.html>
- [19] A 'nonlinear' effect that seemingly turns materials transparent is seen for the first time in X-rays at SLAC's LCLS <http://phys.org/news/2016-08-nonlinear-effect-seemingly-materials-transparent.html>
- [20] X-ray laser glimpses how electrons dance with atomic nuclei in materials
<http://phys.org/news/2016-09-x-ray-laser-glimpses-electrons-atomic.html>
- [21] New tabletop technique probes outermost electrons of atoms deep inside solids
<http://phys.org/news/2016-11-tabletop-technique-probes-outermost-electrons.html> [
- [22] Photonic crystals reveal their internal characteristics with new method
<http://phys.org/news/2016-11-photonic-crystals-reveal-internal-characteristics.html>
- [23] New exotic phenomena seen in photonic crystals
<https://phys.org/news/2018-01-exotic-phenomena-photonic-crystals.html>
- [24] Scientists discover chiral phonons in a 2-D semiconductor crystal
<https://phys.org/news/2018-02-scientists-chiral-phonons-d-semiconductor.html>
- [25] Controlling quantum interactions in a single material
<https://phys.org/news/2018-02-quantum-interactions-material.html>
- [26] New controls scale quantum chips
<https://phys.org/news/2018-02-scale-quantum-chips.html>
- [27] Researchers developing phase-change memory devices for more powerful computing
<https://phys.org/news/2018-02-phase-change-memory-devices-powerful.html>

[28] Learning to speak quantum

<https://www.symmetrymagazine.org/article/learning-to-speak-quantum>

[29] Interference as a new method for cooling quantum devices

<https://phys.org/news/2018-02-method-cooling-quantum-devices.html>

[30] New hole-punched crystal clears a path for quantum light

<https://phys.org/news/2018-02-hole-punched-crystal-path-quantum.html>

[31] New form of light: Newly observed optical state could enable quantum computing with photons

<https://phys.org/news/2018-02-newly-optical-state-enable-quantum.html>

[32] Researchers turn light upside down

<https://phys.org/news/2018-02-upside.html>

[33] Optical distance measurement at record-high speed

<https://phys.org/news/2018-02-optical-distance-record-high.html>

[34] Super-resolution microscopy in both space and time

<https://phys.org/news/2018-02-super-resolution-microscopy-space.html>

[35] Team invents new way to 'see' the quantum world

<https://phys.org/news/2018-03-team-quantum-world.html>

[36] Entangled LED first to operate in the telecom window

<https://phys.org/news/2018-03-entangled-telecom-window.html>

[37] Entangled atoms shine in unison

<https://phys.org/news/2018-05-entangled-atoms-unison.html>

[38] Spotting nature's own evolution of quantum tricks could transform quantum technology

<https://phys.org/news/2018-11-nature-evolution-quantum-technology.html>

[39] Environment turns molecule into a switch

<https://phys.org/news/2018-11-environment-molecule.html>

[40] Ultracold quantum mix

<https://phys.org/news/2018-11-ultracold-quantum.html>

[41] Hard limits on the postselectability of optical graph states

<https://phys.org/news/2018-11-hard-limits-postselectability-optical-graph.html>

[42] An important step towards completely secure quantum communication network

<https://phys.org/news/2018-11-important-quantum-network.html>

[43] Computing faces an energy crunch unless new technologies are found

<https://phys.org/news/2018-11-energy-crunch-technologies.html>

[44] New device widens light beams by 400 times, broadening possibilities in science and technology

<https://phys.org/news/2018-11-device-widens-broadening-possibilities-science.html>

[45] Silicon qubits show promise for quantum computers

<https://physicsworld.com/a/silicon-qubits-show-promise-for-quantum-computers/>

[46] A new light on significantly faster computer memory devices

<https://phys.org/news/2018-11-significantly-faster-memory-devices.html>

[47] New quantum materials could take computing devices beyond the semiconductor era

<https://phys.org/news/2018-12-quantum-materials-devices-semiconductor-era.html>

[48] Researchers demonstrate new building block in quantum computing

<https://phys.org/news/2018-12-block-quantum.html>

[49] Student engineers an interaction between two qubits using photons

<https://phys.org/news/2018-12-student-interaction-qubits-photons.html>

[50] Engineers invent groundbreaking spin-based memory device

<https://phys.org/news/2018-12-groundbreaking-spin-based-memory-device.html>

[51] Harnessing the power of 'spin orbit' coupling in silicon: Scaling up quantum computation

<https://phys.org/news/2018-12-harnessing-power-orbit-coupling-silicon.html>

[52] New optical device brings quantum computing a step closer

<https://phys.org/news/2018-12-optical-device-quantum-closer.html>

[53] Copper compound as promising quantum computing unit

<https://phys.org/news/2018-12-copper-compound-quantum.html>

[54] Practical quantum computers remain at least a decade away

<https://physicsworld.com/a/practical-quantum-computers-remain-at-least-a-decade-away/>

[55] Diversity may be key to reducing errors in quantum computing

<https://phys.org/news/2019-10-diversity-key-errors-quantum.html>

[56] Quantum computers learn to mark their own work

<https://phys.org/news/2019-11-quantum.html>

[57] Verifying the output from a quantum computer by comparing it to the output of another quantum computer

<https://phys.org/news/2020-01-output-quantum.html>

