

# Signal Observability at Hyper Light Velocity

January 23, 2019

Harvey Scribner

**Abstract**—In [1] an observer at rest and perpendicular to moving source will detect a difference in the time of arrival of the initial  $\tau_0$  and final  $\tau'$  waves as  $\tau' > \tau_0$  a transverse relative time shift. The position of the observer in [1] for source velocities near the speed of light has the disadvantage of having to wait a long time to detect  $\tau'$ . The observer cannot detect  $\tau'$  for velocities equal to or greater than the speed of light. This work shows that moving the observer to a strategic position downstream from the  $\tau'$  signal has the advantage of introducing observability of  $\tau'$ . The transverse relative time shift formulas are derived for the stationary observer perpendicular to and also on the path axis for velocities less than and much greater than  $c$ . Also, a method to calculate transverse relative length is proposed.

**Index Terms**—Extinction shift principle, transverse relative time shift, transverse relative length, hyper light velocity.

## LIST OF ACRONYMS

$c$	Speed of light in meters per second, assumed $3 \times 10^8$ m
$d_s$	Time in seconds from the birth signal to the death signal as observed by the stationary observer
$K$	Area formed by birth and death signal centers moving with velocity $v$ and the fixed observer
$l_E$	Transverse relative length in meters
$L_s$	Time in seconds from birth signal to death signal as observed by the signal source with velocity $v$
$m$	Meters
$s$	Seconds
$S$	Source location
$t$	Standard time in seconds for all clocks
$\tau_0$	Time in seconds related to birth signal
$\tau'$	Time in seconds related to death signal
$v$	Velocity of signal source in meters per second

## I. INTRODUCTION

This work describes the geometry between time, space, and light signals when the source is moving at constant velocity. All clocks everywhere read the same time  $t$  in seconds (s) and have the same clock rate,  $\Delta t$ . When  $\Delta t = 1$  s all clocks will have advanced in measurement by 1 second. Time  $t$  progresses with increasing magnitude in physical processes. The source  $S$  travels along the  $X$  axis with constant velocity  $v$  in meters per second (m/s).  $S$  moving with positive velocity ( $+v$ ) indicates that  $S$  is moving from

left to right along the  $X$  axis; hence, after some time  $\Delta t$ ,  $S$  will have moved  $X$  meters to the right (1).

$$X = (+\Delta t)(+v)m. \quad (1)$$

Negative velocity ( $-v$ ) indicates that  $S$  is moving from right to left along the  $X$  axis; hence, after some time  $\Delta t$ ,  $S$  will have moved  $X$  meters to the left,  $X = (+\Delta t)(-v)m$ .

The Observer ( $\odot$ ) is in the  $X, Y$  plane.  $S$  emits the birth signal at location  $S_0$ , the coordinate origin, at time  $t_0$ . Time  $t_0$  marks the time on all clocks when  $S$  is at the coordinate origin and emits the birth signal  $W_0$ .  $S$  emits the death signal  $W_1$  at  $\tau_0$  and location  $S_1$ , on the  $X$  axis (2) where  $\tau_0$  is in seconds.

$$\tau_0 = t_0 + \Delta t \quad (2)$$

Time  $t_0$  does not mark the beginning of time. The time  $t_0$  marks the time on all clocks everywhere when  $S$  is at the origin and emits the birth signal. The Observer is in a fixed position in the  $X, Y$  plane. The Observer's clock rate is the same as  $S$ . When  $S$  clock reads 3 seconds the Observer's clock reads 3 seconds. There is a time delay for the birth signal  $W_0$  to pass the Observer and there is an additional time delay for the death signal  $W_1$  to pass the Observer. The observer does not alter the path of the signal. The next subsection will show how to calculate the signal's  $W_0$  and  $W_1$  position in the  $X, Y$  plane when  $S$  has velocity  $v = 0$  m/s. The following subsection will show how to calculate the signal's position in the  $X, Y$  plane when  $S$  has velocity  $v = c$  m/s along the  $X$  axis where  $c$  is the velocity magnitude of the speed of light,  $c = 3 \times 10^8$  m. Armed with these tools the Observer in Section II, can see why it has limited of signal observability. The geometry for transverse relative time shift is in Section III where  $v < c$ . Section IV is the geometry for signal observability when  $v = c$ . Section V is the geometry for signal observability for  $v = 2c$  and greater. Section VI shows how to find the location of the Observer using Heron's formula and equations for two intersection circles. Section VII proposes a method to calculate observed *transverse relative length* for objects traveling up to and beyond  $c$ . Section VIII concludes with some observation.

### A. Geometry to calculate a signals position when $S$ has velocity $v = 0$ m/s.

Signal Source,  $S$ , in Figure 1 is located at the origin of the  $X, Y$  axis when  $t_0 = 0$ s.  $S$  has velocity  $v_s = 0$  m/s.  $S$  is not moving with respect to the coordinates and Observers 1, 2,

3, and 4. Signal  $W_\theta$  is emitted by  $S$  at location  $S_\theta$  the coordinate origin when  $t_\theta = 0s$ . It is assumed that the signal velocity  $W_\theta(v_\theta)$  is  $c = 3 \times 10^8$  m/s in the radial direction away from the signal source center.  $W_\theta$  is a spherical wave expanding away from  $S$  with velocity  $c$  m/s while maintaining  $S$  for its center. The intersection of  $W_\theta$  with the Observer and the  $X, Y$  axis is a circle when  $t_\theta > 0s$ .

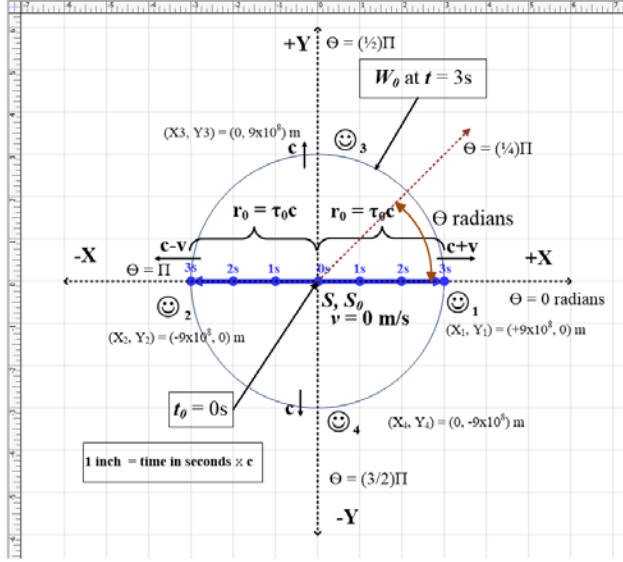


Fig. 1: Geometry to calculate signal position when  $S$  has velocity  $v = 0$  m/s.

$W_\theta(v_\theta, \Theta_\theta)$  is a vector having both magnitude ( $v_\theta$ ) in m/s and direction ( $\Theta_\theta$ ) where  $\Theta_\theta$  is in radians. The signal progresses through some time  $\tau_\theta$  with velocity  $W_\theta(v_\theta)$  to arrive at the coordinate  $W_\theta(X, Y)$  (3). The distance  $r_\theta$  (3) between the coordinate origin and  $W_\theta(X, Y)$  is

$$\begin{aligned} r_\theta &= \tau_\theta v_\theta \\ r_\theta &= (3s)(3 \times 10^8 \text{ m/s}) \\ r_\theta &= 9 \times 10^8 \text{ m} \end{aligned} \quad (3)$$

Signal arrives at Observer 1, Observer 3 and Observer 4 in  $\tau_\theta = 3s$ .

$W_\theta$  arrives at Observer 1, Observer 2, Observer 3 and Observer 4 in  $\tau_\theta = 3s$ .

Since the signal source  $S$  is fixed with respect to the coordinate origin and all observers there is no preferred reference for the angle  $\theta$ . The reference for  $\theta$  is selected to be the position of Observer 1 where the velocity  $v_\theta$  of the signal is positive, notice that the signal  $W_\theta$  time vector  $\tau_\theta$  is positive in all directions. In Figure 1,  $\theta$  is the angle from the  $+X$  axis. Positive  $\theta$  is in the counter clockwise direction from the  $+X$  axis where  $\theta = 0$  radians.  $\theta$  ranges from 0 to  $2\pi$  radians. The coordinates of  $W_\theta(X, Y)$  when time is  $\tau_\theta$  using  $r_\theta$  (3) and  $\theta$  can be calculated from (4) and (5).

$$W_\theta(X, Y) = W_\theta(r_\theta \cos(\theta), r_\theta \sin(\theta)) \quad (4)$$

$$W_\theta(X, Y) = W_\theta(\tau_\theta v_\theta \cos(\theta), \tau_\theta v_\theta \sin(\theta)) \quad (5)$$

Table 1 include calculations for  $W_\theta(X, Y)$  coordinates when  $t = 3s$  and  $v = 0$  m/s for selected  $\theta$ . Using (5) when  $\tau_\theta = 3s$  and  $v = c$  m/s the coordinates of the Observers are

$$\begin{aligned} W_\theta(X_1, Y_1) &= W_\theta((3s)(3 \times 10^8) \cos(0), (3s)(3 \times 10^8) \sin(0)) \\ W_\theta(X_1, Y_1) &= W_\theta(+9 \times 10^8, 0) \text{ m} \\ W_\theta(X_2, Y_2) &= W_\theta((3s)(3 \times 10^8) \cos(\pi), (3s)(3 \times 10^8) \sin(\pi)) \\ W_\theta(X_2, Y_2) &= W_\theta(-9 \times 10^8, 0) \text{ m} \\ W_\theta(X_3, Y_3) &= W_\theta((3s)(3 \times 10^8) \cos(\frac{1}{2}\pi), (3s)(3 \times 10^8) \sin(\frac{1}{2}\pi)) \\ W_\theta(X_3, Y_3) &= W_\theta(0, +9 \times 10^8) \text{ m} \\ W_\theta(X_4, Y_4) &= W_\theta((3s)(3 \times 10^8) \cos(\frac{3}{2}\pi), (3s)(3 \times 10^8) \sin(\frac{3}{2}\pi)) \\ W_\theta(X_4, Y_4) &= W_\theta(0, -9 \times 10^8) \text{ m} \end{aligned}$$

Observer	Angle $\theta$ (Radians)	$X = r_\theta \cos(\theta)$	$Y = r_\theta \sin(\theta)$	$W_\theta$ (meters) $t=3s$ $r = \tau_\theta c$	$\theta$ (Radians)	$W_\theta(X) = W_\theta \cos(\theta)$ (m)	$W_\theta(Y) = W_\theta \sin(\theta)$ (m)
Observer 1	0	1.0000	0.0000	9.000E+08	0	9.000E+08	0.000E+00
	(1/4) $\pi$	0.7071	0.7071	9.000E+08	(1/4) $\pi$	6.364E+08	6.364E+08
Observer 3	(1/2) $\pi$	0.0000	1.0000	9.000E+08	(1/2) $\pi$	0.000E+00	9.000E+08
	(3/4) $\pi$	-0.7071	0.7071	9.000E+08	(3/4) $\pi$	-6.364E+08	6.364E+08
Observer 2	$\pi$	-1.0000	0.0000	9.000E+08	$\pi$	-9.000E+08	0.000E+00
	(5/4) $\pi$	-0.7071	-0.7071	9.000E+08	(5/4) $\pi$	-6.364E+08	-6.364E+08
Observer 4	(3/2) $\pi$	0.0000	-1.0000	9.000E+08	(3/2) $\pi$	0.000E+00	-9.000E+08
	(7/4) $\pi$	0.7071	-0.7071	9.000E+08	(7/4) $\pi$	6.364E+08	-6.364E+08

Table 1: Calculated coordinates for  $W_\theta$  for selected  $\theta$  when  $t = 3s$ ,  $v = 0$  m/s.

The next subsection will locate  $W_\theta$  when  $S$  is moving on the  $X$ -axis with velocity  $v$  m/s.

### B. Geometry to calculate a signals position when $S$ has velocity $v = c$ m/s.

Now let  $S$ , in Figure 2, have velocity  $v_s$  on the  $X$  axis where  $v_s = c$  m/s.  $S$  emits a signal  $W_\theta$  when  $X = 0$  m and  $t_\theta = 0s$ .  $W_\theta$  travels with velocity of  $c = 3 \times 10^8$  m/s in the radial direction. The center of the sphere  $W_\theta$  coincides with the traveling source  $S$  position on the  $X$  axis.

The position of  $S$ ,  $S(X)$ , using (3) is (6)

$$S(X) = \tau_\theta v_s. \quad (6)$$

When  $S$  is restricted to traveling with  $v_s$  on the  $X$  axis  $S_\theta$  is the position of  $S$  on the coordinate origin and  $S_t$  is the position of  $S$  at some time  $\tau_\theta$ . The reference for  $\theta$  is selected to be  $v_s$ .

From (6) when  $\tau_\theta$  is 3s and  $v_s$  is  $c$  m/s

$$\begin{aligned} S_\theta(X) &= \tau_\theta v_s \\ S_\theta(X) &= (0s)(c \text{ m/s}) \\ S_\theta(X) &= 0 \text{ m} \end{aligned} \quad (6)$$

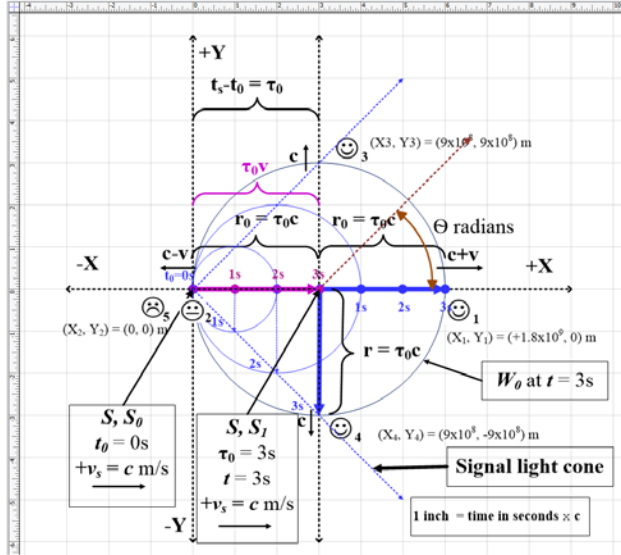


Fig. 2: Geometry to calculate signal position when  $S$  has velocity  $v_s = c$  m/s.

$$S_I(\mathbf{X}) = \tau_0 v_s \quad (6)$$

$$S_I(\mathbf{X}) = (3 \text{ s})(3 \times 10^8 \text{ m/s})$$

$$S_I(\mathbf{X}) = 9 \times 10^8 \text{ m.}$$

The coordinates of  $W_0$  must now be modified to include the velocity component of  $S(\mathbf{X})$ . Adding (6) to (5) give the new coordinates  $W_0(\mathbf{X}, \mathbf{Y})$  (7) which now include the effects from  $S$  moving with constant velocity  $v_s$  along the  $X$ -axis.

$$W_0(\mathbf{X}, \mathbf{Y}) = W_0((\tau_0 v_0 + \tau_0 v_s) \cos(\Theta), \tau_0 v_0 \sin(\Theta)) \quad (7)$$

The new coordinates  $W_0(\mathbf{X}, \mathbf{Y})$  for Observers 1, 2, 3, and 4 using (7) are calculated in Table 2 when  $S$  has velocity  $v_s = c$  m/s.

Observer	Angle $\Theta$ (Radians)	$S(v)$ on X-axis $v_s$ (m/s)	$\tau_0 v_s$ (m)	$W_0(Y)$ (m) $t=3s$ $r = \tau_0 c$	$W_0(X)$ (m) $=(\tau_0 v_s + \tau_0 c) \cos(\Theta)$	$W_0(Y)$ (m) $=(\tau_0 c) \sin(\Theta)$
Observer 1	0	3.000E+08	9.000E+08	9.000E+08	1.800E+09	0.000E+00
Observer 3	(1/2) $\pi$	3.000E+08	9.000E+08	9.000E+08	9.000E+08	9.000E+08
Observer 2	$\pi$	3.000E+08	9.000E+08	9.000E+08	0.000E+00	0.000E+00
Observer 4	(3/2) $\pi$	3.000E+08	9.000E+08	9.000E+08	9.000E+08	-9.000E+08

Table 2: Coordinates  $W_0(\mathbf{X}, \mathbf{Y})$  for Observers 1, 2, 3, and 4 when  $S$  has velocity  $v_s = c$  m/s.

From Figure 2 Observer 2 may not see the signal for a long time if off of the  $X$  axis and Observer 5 with  $-X$  coordinates will not be able to detect  $W_0$  at all.

*An important observation is that the signal  $W_0$  reaches Observer 1 at twice the distance  $S$  has traveled from the coordinate origin.*

When  $S$  has velocity  $v_s = -c$  m/s, Table 3, Observer 2 is at the coordinate origin and Observer 1 is where  $W_0 = 2\tau_0 v_s$ .  $\Theta$  measures the angle in radians from the velocity vector  $v_s$  along the  $-X$  axis in a clockwise rotation in the  $X, Y$  plane.

Observer	Angle $\Theta$ (Radians)	$S(v)$ on X-axis $v_s$ (m/s)	$\tau_0 v_s$ (m)	$W_0(Y)$ (m) $t=3s$ $r = \tau_0 c$	$W_0(X)$ $=(\tau_0 v_s + \tau_0 c) \cos(\Theta)$ (m)	$W_0(Y)$ $=(\tau_0 c) \sin(\Theta)$ (m)
Observer 1	0	-3.000E+08	-9.000E+08	9.000E+08	0.000E+00	0.000E+00
Observer 3	(1/2) $\pi$	-3.000E+08	-9.000E+08	9.000E+08	-9.000E+08	9.000E+08
Observer 2	$\pi$	-3.000E+08	-9.000E+08	9.000E+08	-1.800E+09	0.000E+00
Observer 4	(3/2) $\pi$	-3.000E+08	-9.000E+08	9.000E+08	-9.000E+08	-9.000E+08

Table 3: Coordinates  $W_0(\mathbf{X}, \mathbf{Y})$  for Observers 1, 2, 3, and 4 when  $S$  has velocity  $v_s = -c$  m/s.

The next section will investigate signal observability when the Observer at rest is placed a distance from the nearest point on the path of a moving source with velocity  $v$  and two signals are emitted by the Source.

## II. OBSERVER POSITION WITH LIMITED SIGNAL OBSERVABILITY

In [1] it is shown that a resting observer placed a distance from the nearest point on the path of a moving source with velocity  $v$  will observe the arrival of the birth signal  $\tau_0$  and death signal  $\tau'$  as  $\tau' > \tau_0$  a transverse relative time shift. Where in Figure 3  $\tau_0$  is the time (s) in seconds of flight of the birth signal moving at velocity  $v$  perpendicular to the stationary observer and  $\tau'$  is the time of flight of the death signal to the observer. The birth signal is initiated at  $t_0 = 0$  s.

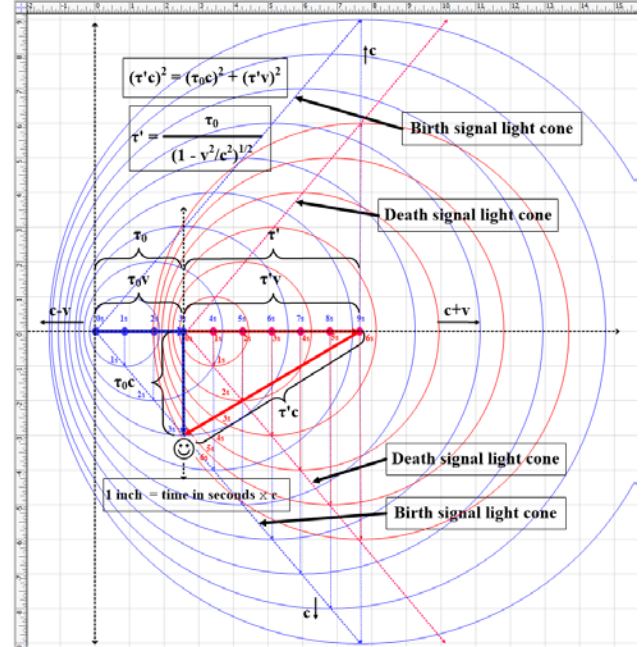


Fig. 3: Transverse Relative Time Shift. [1]

From geometry in Figure 3

$$(\tau'c)^2 = (\tau_0c)^2 + (\tau'v)^2. \quad (8)$$

From [1]  $\tau'$  is

$$\tau' = \frac{\tau_0}{\sqrt{1 - v^2/c^2}}. \quad (9)$$

The position of the observer outside the death signal light cone with the geometry in (8) and (9) poses the dilemma that as  $v$  approaches  $c$ ,  $\tau'$  approaches infinity. This infinity physically represents zero (0) observability.

The geometry in this work is in a 2 dimensional plane. The signals although spherical in nature are represented as circles in this plane. The observer location is restricted to the plane. The results of this work are general in nature and can be extended to three dimensions.

It is shown in Section II that moving the observer to the strategic location on the death signal light cone will provide observability, remove the infinity as  $v$  approaches  $c$ , and allow for the observer to properly calculate the transverse relative time shift for  $v < c$ . Section III will explore the geometry of  $v = c$ . Section IV will evaluate  $v = 2c$ ,  $10c$  and  $100c$ . Section V will probe the use of Herons Formula [2] and the intersection of two circles using the area-based method to locate the coordinates of the observer. Section VI will propose a method to calculate observed *transverse relative length* for objects traveling up to and beyond  $c$ . Section VII will conclude with some observations.

### III. TRANSVERSE RELATIVE TIME SHIFT

#### C. Observer perpendicular to signal path at $\tau'c$ and $v < c$ .

Locating the stationary happy observer (☺) on the death signal at  $\tau'$  and perpendicular to the center of the signal allows the observer to see the signal when  $v < c$ ,  $v = \frac{\sqrt{3}}{2}c$ . In Figure 4 the happy observer (☺) receives the birth signal  $\tau_0$  at  $t = 6.4066s$  and the death signal  $\tau'$  when  $\tau' = 6s$  and  $t = 9s$ . Also, calculated values in this work are rounded to 4 decimal places.

From geometry (Figure4)

$$(\tau_0 c)^2 = (d_s v)^2 + (\tau' c)^2 \quad (10)$$

$$d_s v + \tau_0 v = L_s v + \tau' v \quad (11)$$

$$d_s v = L_s v + \tau' v - \tau_0 v \quad (12)$$

$$d_s = d_s v / v . \quad (13)$$

Where  $\tau_0$  is the time interval from the birth signal to the happy observer,  $\tau'$  is the time interval from the death signal to the happy observer,  $d_s$  is the time the observer sees the birth signal to the time the observer sees the death signal and  $L_s$  is the time interval between the source birth and death signals moving with  $+v$ , left to right, and  $-v$ , right to left.

Time variables ( $\tau_0$ ,  $\tau'$ ,  $d_s$ ,  $L_s$ ) are always positive. Time multiplied by the velocity of the source ( $\tau_0 v$ ,  $\tau' v$ ,  $d_s v$ ,  $L_s v$ ) is measured in meters and is positive ( $+v$ ) or negative ( $-v$ ).

The signal radiates radially outward from the moving source with velocity of light  $+c$  on the sphere with radius

of the birth signal  $\tau_0 c$  and death signal  $\tau' c$  in meters (m). The center of the light signal spheres coincide with the signal source.  $\tau_0 c$  and  $\tau' c$  are positive (m) with respect to the source.

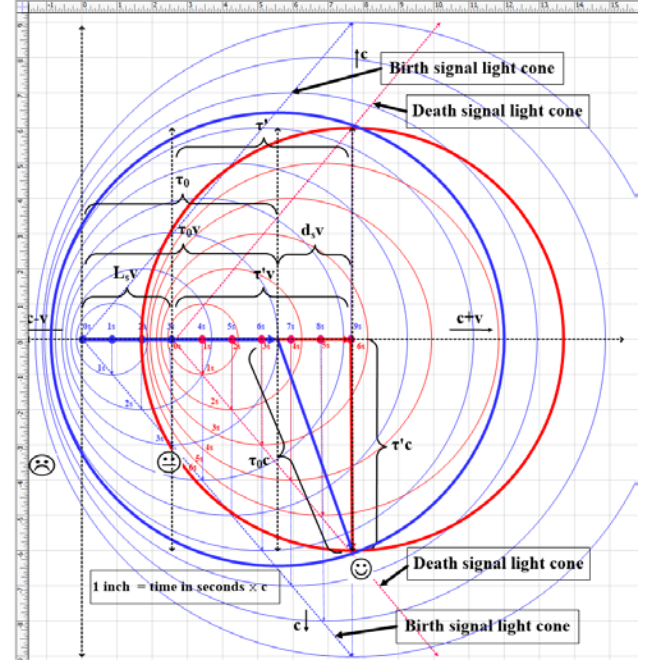


Fig. 4: Geometry for Transverse Relative Time Shift when observer is perpendicular to signal path at  $\tau'c$ ,  $+v$  and  $v < c$ .

Combining (10) and (12) yields (14). Set (14) to zero, (15), and solve for  $\tau'$  (16) and then  $\tau_0$  (17). The symbolic language program Maxima [3] was used to find (16) (17).

$$(\tau_0 c)^2 = (L_s v + \tau' v - \tau_0 v)^2 + (\tau' c)^2 \quad (14)$$

$$0 = (L_s v + \tau' v - \tau_0 v)^2 + (\tau' c)^2 - (\tau_0 c)^2 \quad (15)$$

$$\tau' = \frac{c \sqrt{(2L_s \tau_0 - L_s^2) v^2 + c^2 \tau_0^2} + (\tau_0 - L_s) v^2}{v^2 + c^2} \quad (16a)$$

$$\tau_0 = -\frac{c \sqrt{(2L_s \tau' + L_s^2) v^2 + c^2 \tau'^2} + (-\tau' - L_s) v^2}{v^2 - c^2} . \quad (17a)$$

$$\tau' = -\frac{c \sqrt{(2L_s \tau_0 - L_s^2) v^2 + c^2 \tau_0^2} + (L_s - \tau_0) v^2}{v^2 + c^2} \quad (16b)$$

$$\tau_0 = \frac{c \sqrt{(2L_s \tau' + L_s^2) v^2 + c^2 \tau'^2} + (\tau' + L_s) v^2}{v^2 - c^2} . \quad (17b)$$

Solution (16b) and (17b) yield results for  $\tau_0$  and  $\tau' < 0s$  when  $v \leq c$  and are not used in this work.

Solving (17a) with  $\tau' = 6s$ ,  $c = 3 \times 10^8$  m/s,  $L_s = 3.000s$  and  $v = \frac{\sqrt{3}}{2}c$  yields  $\tau_0 = 6.4066s$ . The happy observe starts a stop watch at receipt of the birth signal ( $t=6.4066s$ ). The happy observer stops the stop watch at receipt of the death signal ( $t=9s$ ). The stop watch measures (counts)  $d_s = 2.5934s$  (13).

The ratio  $\tau'/\tau_0 = 0.9365$ . The ratio  $d_s/L_s = 0.8645$ . The neutral observer ( $\odot$ ) using (9) measures the ratio  $\tau'/\tau_0 = 2.00$  when  $v = \frac{\sqrt{3}}{2}c$ . The sad observer ( $\ominus$ ) may not see the death signal for  $v$  near  $c$  due to being left of the birth signal light cone and the neutral observer.

*D. Observer on signal path at  $\tau_0c$ ,  $+v$  and  $v < c$ .*

Now locate the happy observer within the death signal light cone on the signal source path where  $t = 6.4066s$  from geometry (Figure 5)

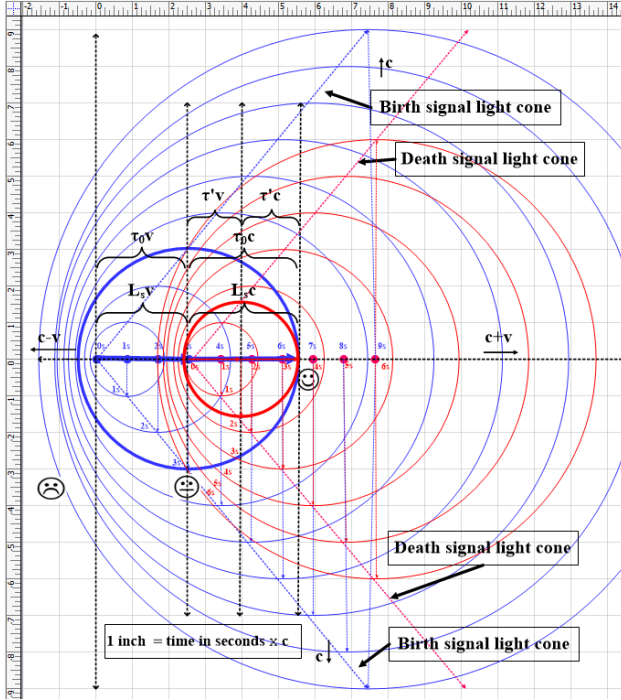


Fig. 5: Geometry for Transverse Relative Time Shift when observer is on signal path at  $\tau_0c$ ,  $+v$ , and  $v < c$ .

$$\tau_0v + \tau_0c = L_s v + \tau'v + \tau'c \quad (8)$$

$$\tau_0(v + c) = L_s v + \tau'(v + c) \quad (19)$$

$$\tau' = (\tau_0(v + c) - L_s v) / (v + c) \quad (20)$$

$$\tau' = \tau_0 - L_s v / (v + c) \quad (21)$$

Solving (21) the happy observer measures  $\tau' = 1.6077s$ , and the ratio  $\tau'/\tau_0 = 0.5359$  when  $c = 3 \times 10^8$  m/s,  $L_s = \tau_0 = 3.000s$  and  $v = \frac{\sqrt{3}}{2}c$ .

*E. Observer on signal path at  $\tau_0c$ ,  $-v$  and  $v < c$ .*

Now locate the happy observer within the death signal light cone on the signal source path where  $t = 6.4066s$  and  $-v$ . From geometry (Figure 6)

$$\tau_0v - (\tau_0c) = L_s v + \tau'v - (\tau'c) \quad (22)$$

$$\tau_0(v - c) = L_s v + \tau'(v - c) \quad (23)$$

$$-\tau_0(c - v) = L_s v - \tau'(c - v) \quad (24)$$

$$\tau_0(c - v) = -L_s v + \tau'(c - v) \quad (25)$$

$$(\tau_0(c - v) + L_s v) / (c - v) = \tau'(c - v) / (c - v) \quad (26)$$

$$\tau' = \tau_0 + L_s v / (c - v) \quad (27)$$

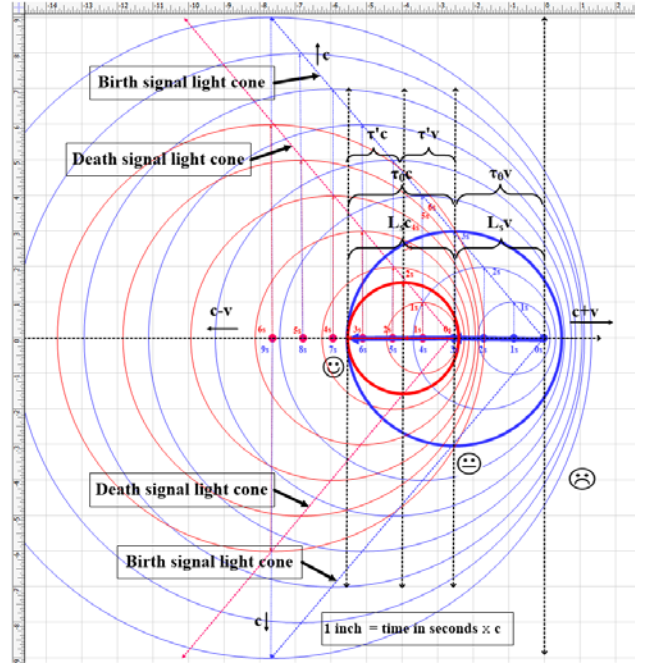


Fig. 6: Geometry for Transverse Relative Time Shift when observer is on signal path at  $\tau_0c$ ,  $-v$ , and  $v < c$ .

The introduction of the negative sign in  $-(\tau'c)$  indicates the spherical signal is moving from right to left. Solving (27) the happy observer measures  $\tau' = 1.6077s$ , and the ratio  $\tau'/\tau_0 = 0.5359$  when  $c = 3 \times 10^8$  m/s,  $L_s = \tau_0 = 3.000s$  and  $-v$  with magnitude  $v = \frac{\sqrt{3}}{2}c$ .

It is interesting to note that on the death signal light cone and on the signal center path there are general real solutions where the observer can measure a difference in time between the received birth and death signal. The next section explores the geometry for  $v = c$ .

#### IV. GEOMETRY FOR $V = C$

*A. Observer perpendicular to signal path at  $\tau'c$  and  $v=c$ .*

From geometry in Figure 7, when  $v=c$ , locating the stationary happy observer on the death signal at  $\tau'$  and perpendicular to the signal center allows the observer to see the signal. The birth signal (blue) is emitted when  $t=0s$ . The death signal (red) is emitted when  $L_s = 3s$  ( $t=3s$ ). The happy observer using (17a) sees the birth signal when

$\tau_0 = 6.5s$ . The happy observation time interval  $d_s$  begins when  $t = 6.5s$  and ends when it receives the death signal  $\tau' = 6s$  ( $t=9s$ ). The happy observer using (13) measures  $d_s = 2.5s$ . The ratio  $\tau'/\tau_0 = 0.9231$ . The ratio  $d_s/L_s = 0.8333$ . The neutral ( $\ominus$ ) positioned perpendicular to  $t = 3s$  will not observe the death signal when  $v = c$ . The sad observer ( $\otimes$ ) positioned perpendicular to or left of  $t = 0s$  will not observe the birth or death signal moving with ( $+v$ ).

(17a) is undefined when  $v = c$ . To calculate the approximate value of  $\tau_0$  in (17a)  $+v$  was set to  $0.999995c$  and  $-v$  was set to  $-1.000005c$ . On the death signal light cone (16a) (17a) provide approximate values for  $\tau'$  and  $\tau_0$  when  $v$  is near  $c$ .

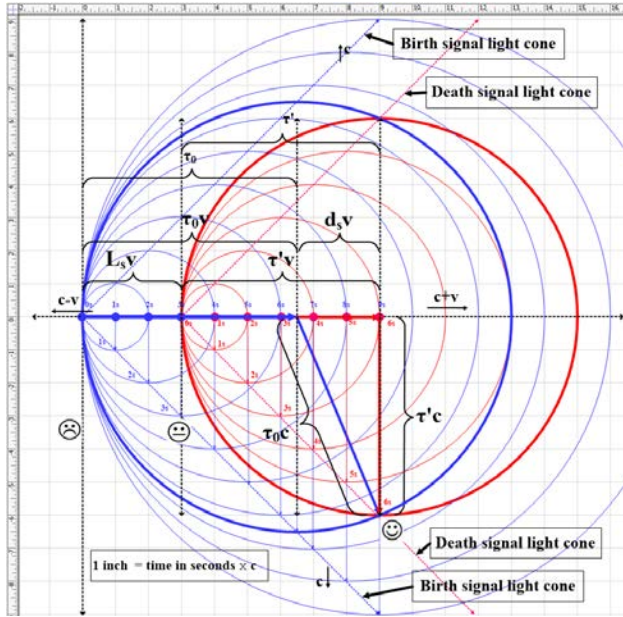


Fig. 7: Geometry for Transverse Relative Time Shift when observer is perpendicular to signal path at  $\tau'c$  and  $v = c$ .

From geometry in Figure 7 with  $\tau_0c$  and the observer rotated upward toward the signal axis will cause the relocated observer to detect the  $\tau'c$  signal sooner, which moves the red circle to the left and reduces its radius. This scheme for relocating the observer will allow for the calculation of  $\tau_0$  when  $v = c$ . The geometry, equations, and steps to calculate the location of the relocated observer who is not plagued by the divide by zero when  $v = c$  is in Section V.

#### B. Observer on signal path at $\tau_0c$ and $v=c$ .

Now locate the happy observer within the death signal light cone on the signal source path where  $t = 6s$ .

From geometry (Figure 8) and solving (21) the happy observer measures  $\tau' = 1.5s$ , and the ratio  $\tau'/\tau_0 = 0.5$  when  $c = 3 \times 10^8$  m/s,  $L_s = \tau_0 = 3s$  and  $v = c$ . The next section explores the geometry for  $v = 2c$ .

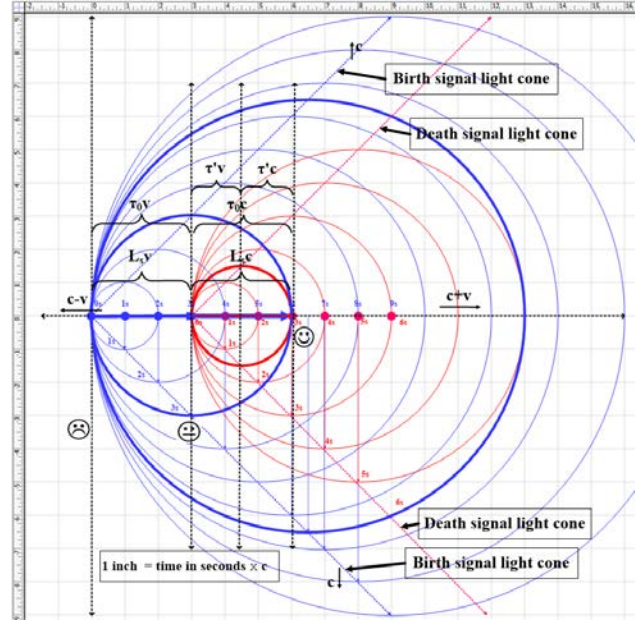


Fig. 8: Geometry for Transverse Relative Time Shift when observer is on signal path at  $\tau_0c$  and  $v = c$ .

### V. GEOMETRY FOR $V = 2C$ PLUS

#### A. Observer perpendicular to signal path at $\tau'c$ and $v=2c$ .

From geometry in Figure 9, when  $v=2c$ , locating the stationary happy observer on the death signal at  $\tau'$  and perpendicular to the signal center allows the observer to see the signal.

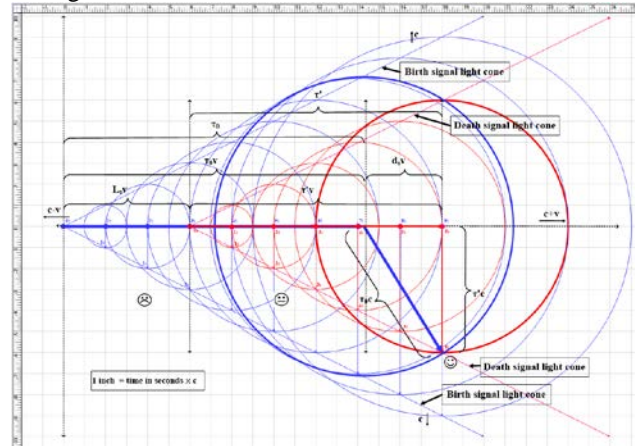


Fig. 9: Geometry for Transverse Relative Time Shift when observer is perpendicular to signal path at  $\tau'c$  and  $v = 2c$ .

The birth signal (blue) is emitted when  $t=0s$ . The death signal (red) is emitted when  $L_s = 3s$  ( $t=3s$ ). The happy observer using (17a) sees the birth signal when  $\tau_0 = 7.1010s$ . The observation time interval  $d_s$  begins when  $t = 7.1010s$  and ends when the observer receives the death signal  $\tau' = 6s$  ( $t=9s$ ). The happy observer using (13) measures  $d_s = 1.8990s$ . The ratio  $\tau'/\tau_0 = 0.8449$ . The ratio  $d_s/L_s = 0.6330$ .

The neutral observer (☺) positioned between the birth and death light cones will not observe the death signal when  $v = 2c$ . The sad observer (☹) positioned perpendicular to or left ( $+v$ ,  $+c$ ) of  $t = 0s$  will not observe the birth or death signal.

**B. Observer on signal path at  $\tau_0c$  and  $v=2c$ .**

Now locate the happy observer within the death signal light cone on the signal source path where  $t = 4.5s$  from geometry (Figure 10) and solving (21) the happy observer measures  $\tau' = 1.0s$ , and the ratio  $\tau'/\tau_0 = 0.3333$  when  $c = 3 \times 10^8$  m/s,  $L_s = \tau_0 = 3.000s$  and  $v = 2c$ .

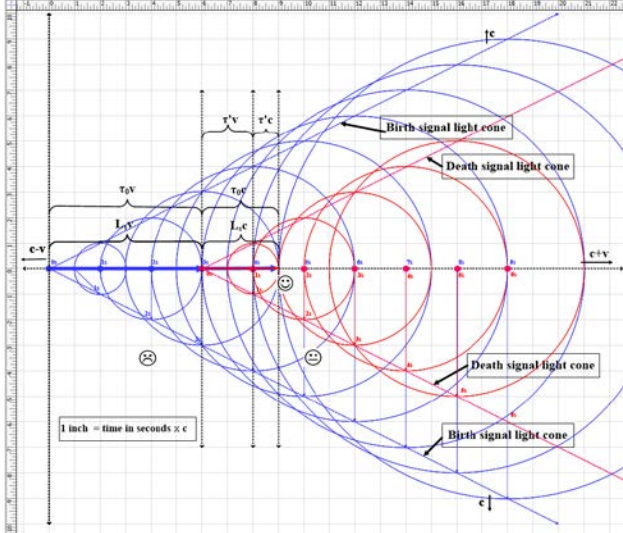


Fig. 10: Geometry for Transverse Relative Time Shift when observer is on signal path at  $\tau_0c$  and  $v = 2c$ .

There are general real solutions where the observer can measure a difference in time between the received birth and death signal when positioned on the death signal light cone or in the death signal light cone on the signal center path. In the next section the results for  $v = 10c$  and  $100c$  are explored.

**C. Results for signal with  $v=10c$  and  $v=100c$ .**

When  $v = 10c$ ,  $L_s = 3s$ , and  $\tau' = 6s$  (17a) gives  $\tau_0=8.4106s$ .  $\tau'/\tau_0 = 0.7134$ . When  $v = -10c$ ,  $L_s = 3s$ , and  $\tau' = 6s$  (17b) also yields  $\tau_0 = 8.4106s$  and  $\tau'/\tau_0 = 0.7134$ .

When  $v = 100c$ ,  $L_s = 3s$ , and  $\tau' = 6s$  (17a) gives  $\tau_0=8.9338s$ .  $\tau'/\tau_0 = 0.6716$ . When  $v = -100c$ ,  $L_s = 3s$ , and  $\tau' = 6s$  (17b) also yields  $\tau_0 = 8.9338s$  and  $\tau'/\tau_0 = 0.6716$ .

Figure 11 is a plot of  $d_s/L_s$  and  $\tau'/\tau_0$  for signal moving with velocities from  $+v = \frac{\sqrt{3}}{2}c$  to  $+v = 100c$  when  $L_s = 3s$ , and  $\tau' = 6s$ .

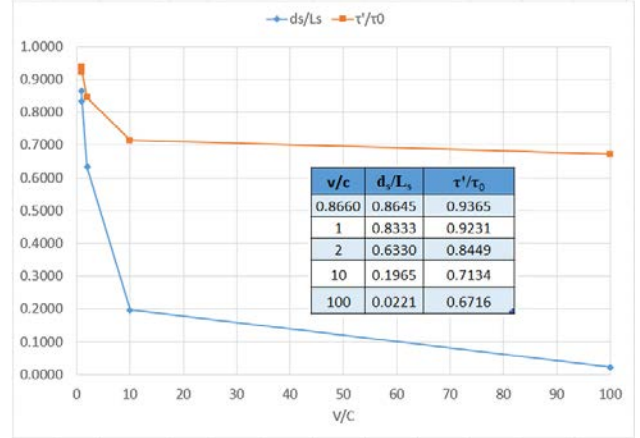


Fig. 11: Plot of  $d_s/L_s$  and  $\tau'/\tau_0$  for signal moving with velocities from  $+v = \frac{\sqrt{3}}{2}c$  to  $+v = 100c$  when observer is perpendicular to signal path at  $\tau'c$  and  $L_s = 3s$ , and  $\tau' = 6s$ .

**VI. FINDING LOCATION OF OBSERVER USING HERON'S FORMULA AND EQUATIONS FOR TWO INTERSECTING CIRCLES**

**A. Observer on death signal light cone when  $v = c$ .**

The triangle formed in Figure 12 by the centers of the birth signal **B**, death signal **A** and the location of the happy observer (**E**) form the area **K** (28) from Heron's formula [2] when  $v = c$ . Where  $r_B$  is the radius of the birth signal seen by the happy observer,  $r_A$  is the radius of the death signal seen by the happy observer, and  $d$  (23) is the distance between the centers of the two circles. The center of the birth signal **B** has the coordinate  $(X_B, Y_B)$ . The center of the death signal **A** has the coordinate  $(X_A, Y_A)$ . In [2] the distance  $d$  along the line from **A** to **B** is considered "positive". In this work the signal source travels from **B** to **A**, left to right, for  $+v$ . The signal travels from **B** to **A**, right to left, for  $-v$ . The birth signal is given at  $(t=0s)$  and is coincident with the coordinate origin traveling with  $+v$  or  $-v$ .

$$K = \left(\frac{1}{4}\right) \sqrt{((r_A + r_B)^2 - d^2)(d^2 - (r_A - r_B)^2)} \quad (28)$$

$$d^2 = (X_B - X_A)^2 + (Y_B - Y_A)^2 \quad (29)$$

$$d = \sqrt{(X_B - X_A)^2 + (Y_B - Y_A)^2} \quad (30)$$

Two solutions for the happy observer(s) located at intersecting circles are in (31) and (32).

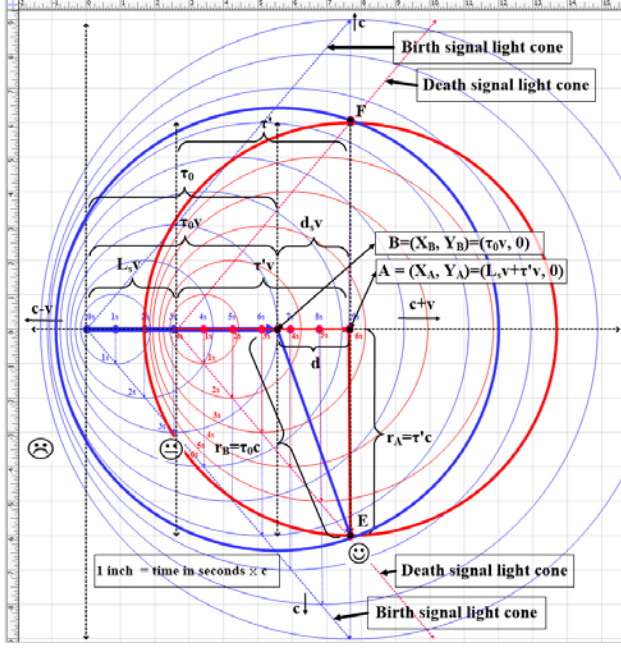


Fig. 12: Observer coordinates **E** and **F** using Heron's formula for **K** and equations for two intersecting circles [2] when  $v < c$ .

$$X_F = \left(\frac{1}{2}\right)(X_B + X_A) + \frac{\left(\frac{1}{2}\right)(X_B - X_A)(r_A^2 - r_B^2)}{d^2} + 2(Y_B - Y_A)K/d^2 \quad (31a)$$

$$X_E = \left(\frac{1}{2}\right)(X_B + X_A) + \frac{\left(\frac{1}{2}\right)(X_B - X_A)(r_A^2 - r_B^2)}{d^2} - 2(Y_B - Y_A)K/d^2 \quad (31b)$$

$$Y_F = \left(\frac{1}{2}\right)(Y_B + Y_A) + \frac{\left(\frac{1}{2}\right)(Y_B - Y_A)(r_A^2 - r_B^2)}{d^2} + (-2)(X_B - X_A)K/d^2 \quad (32a)$$

$$Y_E = \left(\frac{1}{2}\right)(Y_B + Y_A) + \frac{\left(\frac{1}{2}\right)(Y_B - Y_A)(r_A^2 - r_B^2)}{d^2} - (-2)(X_B - X_A)K/d^2 \quad (32b)$$

From geometry (Figure 12)

$$\mathbf{r}_A = \tau'c \quad (33)$$

$$\mathbf{r}_B = \tau_0c \quad (34)$$

$$\mathbf{B} = (X_B, Y_B) = (\tau_0v, 0) \quad (35)$$

$$\mathbf{A} = (X_A, Y_A) = (L_s v + \tau'v, 0). \quad (36)$$

When  $+v = \frac{\sqrt{3}}{2}c$  using [28]-[36]

$$\mathbf{F} = (X_F, Y_F) = (2.3383 \times 10^9, 1.8000 \times 10^9) \text{ m} \quad (31a, 32a)$$

$$\mathbf{E} = (X_E, Y_E) = (2.3383 \times 10^9, -1.8000 \times 10^9) \text{ m}. \quad (31b, 32b)$$

When  $-v = (-1)\frac{\sqrt{3}}{2}c$  using [28]-[36] in Figure 12

$$\mathbf{F} = (X_F, Y_F) = (-2.3383 \times 10^9, -1.8000 \times 10^9) \text{ m} \quad (31a, 32a)$$

$$\mathbf{E} = (X_E, Y_E) = (-2.3383 \times 10^9, 1.8000 \times 10^9) \text{ m}. \quad (31b, 32b)$$

Time ( $t$ ) is positive and increased from the birth signal to the death signal. A negative velocity ( $-v$ ) yields a negative distance ( $-vt$ ) from the coordinate origin.

The origin marks the position and time of the birth signal and also where all clocks register ( $t=0s$ ) for reference purposes. ( $t=0s$ ) does not imply that there is such a thing as negative time. Negative time is not a real thing. Processes happen from one event to the next event with increasing time.

### B. Observer inside death signal light cone when $v=c$ .

The observer on the death signal light cone in Figure 12 cannot use (17a) to solve for  $\tau_0$  when  $v=c$ . Figure 13 shows the geometry for the relocated observers **E** and **F** inside the death signal light cone.

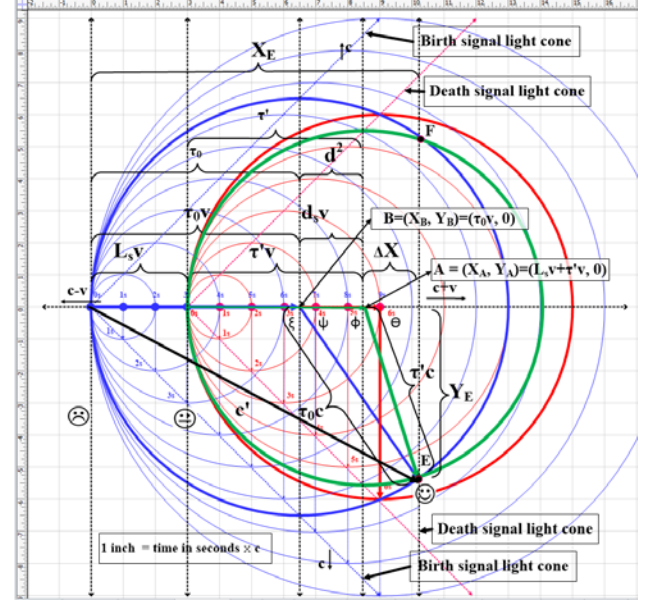


Fig. 13: Happy observer inside death signal light cone at coordinates **E** and **F** using Heron's formula for **K** and equations for two intersecting circles [2] when  $v=c$ .

The following steps show how to calculate the position of **E** and **F** inside the death signal light cone, see Figure 13.

**Step 1** – Solve (29) for  $d^2$  ( $3.6000 \times 10^{17} \text{m}^2$ ) with center of death signal source at **A** when  $\tau' = 5.5s$  ( $t=8.5s$ ). Now calculate  $\tau'v = \tau'c = +1.65 \times 10^9 \text{m}$  when  $v=c$ .

**Step 2** – Solve (28) for **K** ( $4.6111 \times 10^{17} \text{m}^2$ ).

**Step 3** – Solve (31) and (32) for **E** and **F**

$$\mathbf{E} = (3.1500 \times 10^9, -1.5370 \times 10^9) \text{ m}$$

$$\mathbf{F} = (3.1500 \times 10^9, -1.5370 \times 10^9) \text{ m}.$$

**Step 4** – From geometry (Figure 13)

$$X_E = L_s v + \tau'v + \Delta X \quad (37)$$

$$\Delta X = X_E - (L_s v + \tau'v) \quad (38)$$

$$\Delta X^2 = (X_E - (L_s v + \tau'v))^2 \quad (39)$$

$$(\tau'c)^2 = \Delta X^2 + (Y_E)^2 \quad (40)$$



$$(\tau_0 c)^2 = (d_s v + \Delta X)^2 + (Y_E)^2 \quad (41)$$

$$\tan(\Theta) = Y_E / \Delta X \quad (42)$$

$$\Theta = \tan^{-1}(Y_E / \Delta X) \quad (43)$$

$$\phi = \Pi - \Theta \quad (44)$$

$$\cos(\phi) = \cos(\Pi - \Theta). \quad (45)$$

From law of cosines

$$(\tau_0 c)^2 = (d_s v)^2 + (\tau' c)^2 - 2(d_s v)(\tau' c) \cos(\Pi - \tan^{-1}(Y_E / \Delta X)). \quad (46)$$

From geometry (Figure 13)

$$\tan(\psi) = Y_E / (d_s v + \Delta X) \quad (47)$$

$$\psi = \tan^{-1}(Y_E / (d_s v + \Delta X)) \quad (48)$$

$$\xi = \Pi - \psi \quad (49)$$

$$\cos(\xi) = \cos(\Pi - \psi). \quad (50)$$

From law of cosines

$$(c')^2 = (\tau_0 v)^2 + (\tau_0 c)^2 - 2(\tau_0 v)(\tau_0 c) \cos(\Pi - \tan^{-1}(Y_E / (d_s v + \Delta X))). \quad (51)$$

Now similar to [1] find  $c'$

$$(c')^2 = (\tau_0 v + d_s v + \Delta X)^2 + (Y_E)^2 \quad (52)$$

$$c' = \sqrt{(\tau_0 v + d_s v + \Delta X)^2 + (Y_E)^2}. \quad (53)$$

### C. Keplers Law of equal areas with oberver inside death signal light cone when $v=c$ .

From geometry in Figure 14, Heron's Formula (28) provides the areas  $K_1$  (blue triangle) (54) and  $K_2$  (green triangle) (55) swept out by the signal source in time  $T_1$  (56) and  $T_2$  (57), traveling with velocity  $v$  and the happy observer located at the focus of signal source path. The ratio  $K/T$  (58) is a constant when  $v$  is constant.

When  $v = c$

$$K = \left(\frac{1}{4}\right) \sqrt{((r_A + r_B)^2 - d^2)(d^2 - (r_A - r_B)^2)} \quad (28)$$

$$K_1(r_A, r_B, d) = K_1(\tau_0 c, c', \tau_0 v) = 1.4986 \times 10^{18} \text{ (m}^2\text{)} \quad (54)$$

$$K_2(r_A, r_B, d) = K_2(\tau' c, \tau_0 c, d_s v) = 4.6111 \times 10^{17} \text{ (m}^2\text{)} \quad (55)$$

$$T_1 = \tau_0 = 6.5000 \text{ (s)} \quad (56)$$

$$T_2 = d_s = 2.000 \text{ (s)} \quad (57)$$

$$K_1/T_1 = K_2/T_2 = 2.3056 \times 10^{17} \text{ (m}^2\text{/s)}. \quad (58)$$

Now there is one more area  $K_3$  with its associated  $T_3$  that needs to be considered. From geometry, in Figure 15, the area of a general triangle [4]  $K_3$  (59) is

$$K_3 = (1/2)(\text{Base})(\text{Height}). \quad (59)$$

The base is  $\Delta X$ , the height is  $Y_E$  substituting into (59) gives the desired  $K_3$  (60). Now  $T_3$  is found using (61) and  $K_3/T_3$  using (62).

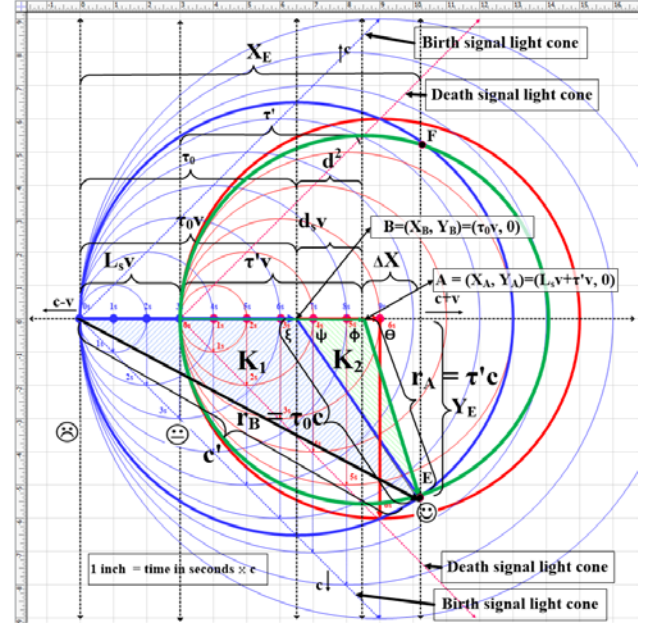


Fig. 14: Kepler's Law of equal areas with observer inside death signal light cone when  $v = c$ .

$$K_3 = (1/2) \Delta X Y_E \text{ (m}^2\text{)} \quad (60)$$

$$T_3 = \Delta X / v \text{ (s)} \quad (61)$$

$$K_3/T_3 = (1/2) Y_E v \text{ (m}^2\text{/s)} \quad (62)$$

$$K_3/T_3 = 2.3056 \times 10^{17} \text{ (m}^2\text{/s)} \quad (63)$$

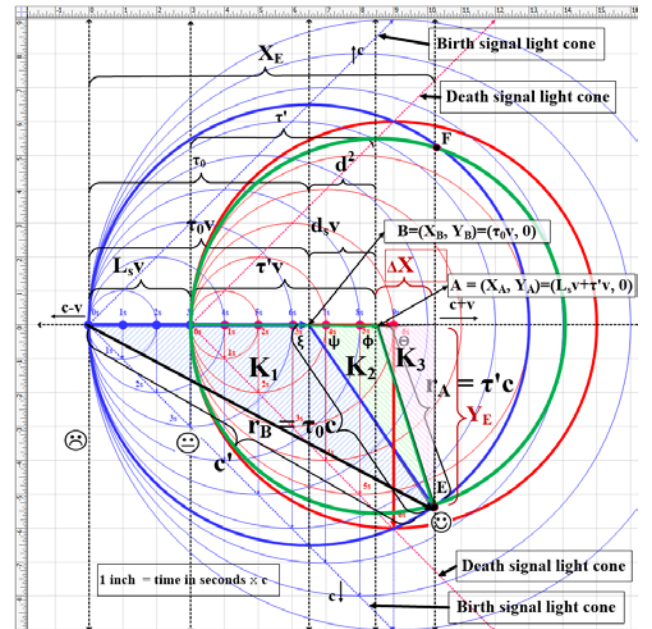


Fig. 15:  $K_3$  derived from area of triangle when  $v = c$ .

The geometry with  $\mathbf{K}/T$  is similar to that of orbits of planets and satellites with focus at the observer. The orbit, ellipse, or straight line if you prefer is an open orbit with eccentricity,  $e \gg 1$  (very large).

The signal source  $S$  is analogous to the orbiting satellite moving with velocity  $\mathbf{v}$ . The birth and death signals  $W_0$  communicate or carry energy to the observer.  $S$ ,  $W_0$ , and the Observer have zero mass.  $S$  travels in a straight line with constant velocity.

The Appendix A contains tables with calculations from equations and variable values referenced in this work. Appendix B contains larger versions of the Figures.

### VII. PROPOSE METHOD TO CALCULATE OBSERVED TRANSVERSE RELATIVE LENGTH FOR OBJECTS TRAVELING UP TO AND BEYOND C

From geometry in Figure 16 the distance  $L$  (64) between the birth and death signals is  $7.7942 \times 10^8 \text{m}$ .

$$L = L_S v \quad (64)$$

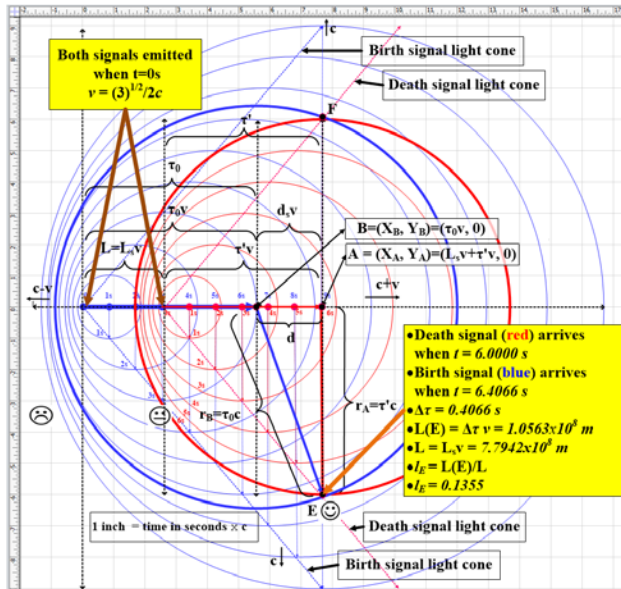


Fig. 16: Observer measures transverse relative length of rod  $L$  when birth and death signals are emitted at  $t = 0\text{s}$  and  $\mathbf{v} < \mathbf{c}$ .

If this distance were a rod, the birth signal (blue) and death signal (red) were both emitted when  $t=0\text{s}$  and  $\mathbf{v} = \frac{\sqrt{3}}{2}\mathbf{c}$  the happy observer at location  $\mathbf{E}$  would see the death signal first when  $t = 6.0000\text{s}$  ( $\tau'$ ) and the birth signal when  $t = 6.4066\text{s}$  ( $\tau_0$ ). The difference in time  $\Delta\tau = 0.4066\text{s}$  (65) multiplied by the velocity  $\mathbf{v}$  of the rod when  $\mathbf{v} = \frac{\sqrt{3}}{2}\mathbf{c}$  yields the *transverse relative length* (66)  $L(\mathbf{E}) = 1.0563 \times 10^8 \text{m}$  measured by the happy observer at  $\mathbf{E}$ . The ratio of the *transverse relative length*  $l_{\mathbf{E}}$  divided by the distance measured between birth

and death signal locations  $L(\mathbf{E})$  is  $l_{\mathbf{E}}$  (67) is 0.1355 as seen by the happy observer at location  $\mathbf{E}$ .

$$\Delta\tau = \tau_0 - \tau' \quad (65)$$

$$L(\mathbf{E}) = \Delta\tau v \quad (66)$$

$$l_{\mathbf{E}} = L(\mathbf{E})/L \quad (67)$$

### VIII. OBSERVATIONS

Using geometry for constant velocities, up to and exceeding the speed of light  $c$ , in Euclidean space it is shown that locating the observer downstream from the moving death signal on the signal light cone or on the signal path provides the opportunity to observe both  $\tau'$ ,  $\tau_0$  and find  $\tau'/\tau_0$ . Also, a method for the fixed observer to calculate *transverse relative length*  $l_{\mathbf{E}}$  is proposed. It is also show that signals advance ahead of the moving source maintaining the source as the signal center when the source is in constant linear velocity. A constant distance (m) between signals was not used for comparison for hyper velocities of  $\mathbf{v}$ . This might yield some interesting results.

### REFERENCES

- [1] E. Dowdy, Jr., "Introduction to the Extinction Shift Principle: A Pure Classical Replacement for Relativity", 2017, pp. 6-7. Available: <http://citeseerx.ist.psu.edu/viewdoc/summary?doi=10.1.1.552.4186>.
- [2] G. McRae, "Intersection of two circles-finding the coordinates of intersection given the equations of the two circles (using clever area-based method)", *Math Help*. Available: <http://2000clicks.com/MathHelp/GeometryConicSectionCircleIntersection.aspx>.
- [3] MAXIMA, A computer algebra program. Available: <http://maxima.sourceforge.net/>.
- [4] W. Beyer, "CRC Standard Mathematical Tables", 27<sup>th</sup> Edition, 1984, General Triangle, p119.

**Harvey Scribner** is a Lead Engineer in Research, Development & Tariff Services at the Southwest Power Pool. He joined SPP in 1998 after performing engineering services in American Electric Power for 10 years. Harvey is an Industry Advisor for Grid-Connected Advanced Power Electronics Systems and the Power System Engineering Research Center. Harvey's responsibilities include power flow, short circuit, voltage stability analysis, first swing angular stability, and under-frequency load shedding analysis to ensure the reliability of the High Voltage power grid in the North American Eastern Interconnection. Harvey was Chair of the Eastern Interconnection Reliability Assessment Group Multiregional Modeling Working Group (2006-2007). Harvey graduated with a Master of Science in Management and Human Relations in 1994 from Abilene Christian University, Abilene, Texas and a Bachelor of Science in Electrical Engineering in 1987 from Texas Tech University, Lubbock, Texas. Harvey is a Senior Member of the IEEE and a Professional Engineer, Texas.

Appendix A.1-Table 1: Calculated coordinates for  $W_0$  for selected  $\Theta$  when  $t = 3s$ ,  $v = 0$  m/s.

Observer	Angle $\Theta$ (Radians)	$X = \cos(\Theta)$	$Y = \sin(\Theta)$	$W_0$ (meters) $t=3s$ $r = \tau_0 c$	$\Theta$ (Radians)	$W_0(X) =$ $W_0 \cos(\Theta)$ (m)	$W_0(Y) =$ $W_0 \sin(\Theta)$ (m)
Observer 1	0	1.0000	0.0000	9.000E+08	0	9.000E+08	0.000E+00
	$(1/4)\pi$	0.7071	0.7071	9.000E+08	$(1/4)\pi$	6.364E+08	6.364E+08
Observer 3	$(1/2)\pi$	0.0000	1.0000	9.000E+08	$(1/2)\pi$	0.000E+00	9.000E+08
	$(3/4)\pi$	-0.7071	0.7071	9.000E+08	$(3/4)\pi$	-6.364E+08	6.364E+08
Observer 2	$\pi$	-1.0000	0.0000	9.000E+08	$\pi$	-9.000E+08	0.000E+00
	$(5/4)\pi$	-0.7071	-0.7071	9.000E+08	$(5/4)\pi$	-6.364E+08	-6.364E+08
Observer 4	$(3/2)\pi$	0.0000	-1.0000	9.000E+08	$(3/2)\pi$	0.000E+00	-9.000E+08
	$(7/4)\pi$	0.7071	-0.7071	9.000E+08	$(7/8)\pi$	6.364E+08	-6.364E+08

Appendix A.2 - Table 2: Coordinates  $W_0$  (X,Y) for Observers 1,2,3, and 4 when  $S$  has velocity  $v_s = c$  m/s.

Observer	Angle $\Theta$ (Radians)	$X = \cos(\Theta)$	$Y = \sin(\Theta)$	$c$ (m/s)	$S(v)$ on X-axis $v_s$ (m/s)	$\tau_0$ (s)	$\tau_0 v$ (m)	$W_0(Y)$ (m) $t=3s$ $r = \tau_0 c$	$\Theta$ (Radians)	$W_0(X)$ $=(\tau_0 v_s + \tau_0 c) \cos(\Theta)$ (m)	$W_0(Y)$ $=(\tau_0 c) \sin(\Theta)$ (m)
Observer 1	0	1.0000	0.0000	3.000E+08	3.000E+08	3.0000	9.000E+08	9.000E+08	0	1.800E+09	0.000E+00
	$(1/4)\pi$	0.7071	0.7071	3.000E+08	3.000E+08	3.0000	9.000E+08	9.000E+08	$(1/4)\pi$	1.536E+09	6.364E+08
Observer 3	$(1/2)\pi$	0.0000	1.0000	3.000E+08	3.000E+08	3.0000	9.000E+08	9.000E+08	$(1/2)\pi$	9.000E+08	9.000E+08
	$(3/4)\pi$	-0.7071	0.7071	3.000E+08	3.000E+08	3.0000	9.000E+08	9.000E+08	$(3/4)\pi$	2.636E+08	6.364E+08
Observer 2	$\pi$	-1.0000	0.0000	3.000E+08	3.000E+08	3.0000	9.000E+08	9.000E+08	$\pi$	0.000E+00	0.000E+00
	$(5/4)\pi$	-0.7071	-0.7071	3.000E+08	3.000E+08	3.0000	9.000E+08	9.000E+08	$(5/4)\pi$	2.636E+08	-6.364E+08
Observer 4	$(3/2)\pi$	0.0000	-1.0000	3.000E+08	3.000E+08	3.0000	9.000E+08	9.000E+08	$(3/2)\pi$	9.000E+08	-9.000E+08
	$(7/4)\pi$	0.7071	-0.7071	3.000E+08	3.000E+08	3.0000	9.000E+08	9.000E+08	$(7/8)\pi$	1.536E+09	-6.364E+08

Appendix A.3 - Table 3: Coordinates  $W_0$  (X,Y) for Observers 1,2,3, and 4 when  $S$  has velocity  $v_s = -c$  m/s.

Observer	Angle $\Theta$ (Radians)	$X = \cos(\Theta)$	$Y = \sin(\Theta)$	$c$ (m/s)	$S(v)$ on X-axis $v_s$ (m/s)	$\tau_0$ (s)	$\tau_0 v_s$ (m)	$W_0(Y)$ (m) $t=3s$ $r = \tau_0 c$	$W_0(X)$ $=(\tau_0 v_s + \tau_0 c) \cos(\Theta)$ (m)	$W_0(Y)$ $=(\tau_0 c) \sin(\Theta)$ (m)
Observer 1	0	1.0000	0.0000	3.000E+08	-3.000E+08	3.0000	-9.000E+08	9.000E+08	0.000E+00	0.000E+00
	$(1/4)\pi$	0.7071	0.7071	3.000E+08	-3.000E+08	3.0000	-9.000E+08	9.000E+08	-2.636E+08	6.364E+08
Observer 3	$(1/2)\pi$	0.0000	1.0000	3.000E+08	-3.000E+08	3.0000	-9.000E+08	9.000E+08	-9.000E+08	9.000E+08
	$(3/4)\pi$	-0.7071	0.7071	3.000E+08	-3.000E+08	3.0000	-9.000E+08	9.000E+08	-1.536E+09	6.364E+08
Observer 2	$\pi$	-1.0000	0.0000	3.000E+08	-3.000E+08	3.0000	-9.000E+08	9.000E+08	-1.800E+09	0.000E+00
	$(5/4)\pi$	-0.7071	-0.7071	3.000E+08	-3.000E+08	3.0000	-9.000E+08	9.000E+08	-1.536E+09	-6.364E+08
Observer 4	$(3/2)\pi$	0.0000	-1.0000	3.000E+08	-3.000E+08	3.0000	-9.000E+08	9.000E+08	-9.000E+08	-9.000E+08
	$(7/4)\pi$	0.7071	-0.7071	3.000E+08	-3.000E+08	3.0000	-9.000E+08	9.000E+08	-2.636E+08	-6.364E+08

Appendix A.1: Transvers relative time shift (+v) when observer is inside death signal light cone.

Variable	v < c	units	v = c	units2	v = 2c	units3	v = 10c	units4	v = 100c	units5
v =	2.5981E+08	m/s	3.0000E+08	m/s	6.0000E+08	m/s	3.0000E+09	m/s	3.0000E+10	m/s
c =	3.0000E+08	m/s	3.0000E+08	m/s	3.0000E+08	m/s	3.0000E+08	m/s	3.0000E+08	m/s
v/c =	0.8660		1.0000		2.0000		10.0000		100.0000	
$\tau_0 =$	<b>6.4066</b>	s	<b>6.5000</b>	s	<b>7.1010</b>	s	<b>8.4106</b>	s	<b>8.9338</b>	s
$L_s =$	3.0000	s	3.0000	s	3.0000	s	3.0000	s	3.0000	s
$L = L_s v$ (39) (52)	7.7942E+08	m	9.0000E+08	m	1.8000E+09	m	9.0000E+09	m	9.0000E+10	m
$\tau_0 v =$	1.6645E+09	m	1.9500E+09	m	4.2606E+09	m	2.5232E+10	m	2.6801E+11	m
$\tau' =$	<b>5.5000</b>	s	<b>5.5000</b>	s	<b>5.5000</b>	s	<b>5.7000</b>	s	<b>5.9700</b>	s
$\tau' v =$	1.4289E+09	m	1.6500E+09	m	3.3000E+09	m	1.7100E+10	m	1.7910E+11	m
$d_s v = L_s v + \tau' v - \tau_0 v$ (5)	5.4388E+08	m	6.0000E+08	m	8.3940E+08	m	8.6818E+08	m	1.0857E+09	m
$(d_s v)^2 =$	2.9581E+17	m <sup>2</sup>	3.6000E+17	m <sup>2</sup>	7.0459E+17	m <sup>2</sup>	7.5373E+17	m <sup>2</sup>	1.1788E+18	m <sup>2</sup>
$(\tau' c)^2 =$	2.7225E+18	m <sup>2</sup>	2.7225E+18	m <sup>2</sup>	2.7225E+18	m <sup>2</sup>	2.9241E+18	m <sup>2</sup>	3.2077E+18	m <sup>2</sup>
$(\tau_0 c)^2 =$	3.6940E+18	m <sup>2</sup>	3.8025E+18	m <sup>2</sup>	4.5382E+18	m <sup>2</sup>	6.3664E+18	m <sup>2</sup>	7.1832E+18	m <sup>2</sup>
$d_s = (d_s v)/v$ (6)	2.0934	s	2.0000	s	1.3990	s	0.2894	s	0.0362	s
$d_s/L_s =$	0.6978		0.6667		0.4663		0.0965		0.0121	
$\tau'/\tau_0 =$	0.8585		0.8462		0.7745		0.6777		0.6682	
$\tau_0 - \tau' =$	0.9066	s	1.0000	s	1.6010	s	2.7106	s	2.9638	s
$X_B = \tau_0 v$ (35)	1.6645E+09	m	1.9500E+09	m	4.2606E+09	m	2.5232E+10	m	2.6801E+11	m
$X_A = L_s v + \tau' v$ (36)	2.2084E+09	m	2.5500E+09	m	5.1000E+09	m	2.6100E+10	m	2.6910E+11	m
$Y_B =$ (35)	0.0000	m	0.0000	m	0.0000	m	0.0000	m	0.0000	m
$Y_A =$ (36)	0.0000	m	0.0000	m	0.0000	m	0.0000	m	0.0000	m
$d^2 =$ (29)	2.9581E+17	m <sup>2</sup>	3.6000E+17	m <sup>2</sup>	7.0459E+17	m <sup>2</sup>	7.5373E+17	m <sup>2</sup>	1.1788E+18	m <sup>2</sup>
$r_A = \tau' c = ((\tau' c)^2)^{1/2}$ (33)	1.6500E+09	m	1.6500E+09	m	1.6500E+09	m	1.7100E+09	m	1.7910E+09	m
$r_B = \tau_0 c = ((\tau_0 c)^2)^{1/2}$ (34)	1.9220E+09	m	1.9500E+09	m	2.1303E+09	m	2.5232E+09	m	2.6801E+09	m
$K =$ (28)	4.1569E+17	m <sup>2</sup>	4.6111E+17	m <sup>2</sup>	6.3435E+17	m <sup>2</sup>	3.1496E+17	m <sup>2</sup>	6.7566E+17	m <sup>2</sup>
$X_F =$ (31a)	2.8295E+09	m	3.1500E+09	m	5.7618E+09	m	2.7648E+10	m	2.7039E+11	m
$X_E =$ (31b)	2.8295E+09	m	3.1500E+09	m	5.7618E+09	m	2.7648E+10	m	2.7039E+11	m
$Y_F =$ (32a)	1.5286E+09	m	1.5370E+09	m	1.5114E+09	m	7.2558E+08	m	1.2446E+09	m
$Y_E =$ (32b)	-1.5286E+09	m	-1.5370E+09	m	-1.5114E+09	m	-7.2558E+08	m	-1.2446E+09	m
$\tau' c = ((\tau' c)^2)^{1/2}$	1.6500E+09	m	1.6500E+09	m	1.6500E+09	m	1.7100E+09	m	1.7910E+09	m
$\Delta\tau = \tau_0 - \tau'$ (65)	0.9066	s	1.0000	s	1.6010	s	2.7106	s	2.9638	s
$L(E) = \Delta\tau v$ (66)	2.3554E+08	m	3.0000E+08	m	9.6060E+08	m	8.1318E+09	m	8.8914E+10	m
$L(E)/L =$ (67)	0.3022		0.3333		0.5337		0.9035		0.9879	
$\Delta X = X_E - (L_s v + \tau' v)$ (38)	6.2118E+08	m	6.0000E+08	m	6.6183E+08	m	1.5484E+09	m	1.2879E+09	m
$\Delta X^2 = (X_E - (L_s v + \tau' v))^2$ (39)	3.8587E+17	m <sup>2</sup>	3.6000E+17	m <sup>2</sup>	4.3802E+17	m <sup>2</sup>	2.3976E+18	m <sup>2</sup>	1.6587E+18	m <sup>2</sup>
$Y_E^2 =$	2.3366E+18	m <sup>2</sup>	2.3625E+18	m <sup>2</sup>	2.2845E+18	m <sup>2</sup>	5.2646E+17	m <sup>2</sup>	1.5490E+18	m <sup>2</sup>
$(\tau' c)^2 = \Delta X^2 + Y_E^2$ (40)	2.7225E+18	m <sup>2</sup>	2.7225E+18	m <sup>2</sup>	2.7225E+18	m <sup>2</sup>	2.9241E+18	m <sup>2</sup>	3.2077E+18	m <sup>2</sup>
$(\tau_0 c)^2 = (d_s v + \Delta X)^2 + Y_E^2$ (41)	3.6940E+18	m <sup>2</sup>	3.8025E+18	m <sup>2</sup>	4.5382E+18	m <sup>2</sup>	6.3664E+18	m <sup>2</sup>	7.1832E+18	m <sup>2</sup>
$(\tau_0 c)^2 =$ (46)	3.6940E+18	m <sup>2</sup>	3.8025E+18	m <sup>2</sup>	4.5382E+18	m <sup>2</sup>	6.3664E+18	m <sup>2</sup>	7.1832E+18	m <sup>2</sup>
$(c^*)^2 =$ (51)	1.0343E+19	m <sup>2</sup>	1.2285E+19	m <sup>2</sup>	3.5483E+19	m <sup>2</sup>	7.6496E+20	m <sup>2</sup>	7.3111E+22	m <sup>2</sup>
$(c^*)^2 =$ (52)	1.0343E+19	m <sup>2</sup>	1.2285E+19	m <sup>2</sup>	3.5483E+19	m <sup>2</sup>	7.6496E+20	m <sup>2</sup>	7.3111E+22	m <sup>2</sup>
$c^* =$ (53)	3.2160E+09	m	3.5050E+09	m	5.9568E+09	m	2.7658E+10	m	2.7039E+11	m
v =	2.5981E+08	m/s	3.0000E+08	m/s	6.0000E+08	m/s	3.0000E+09	m/s	3.0000E+10	m/s
$K_2 =$ (55)	4.1569E+17	m <sup>2</sup>	<b>4.6111E+17</b>	m <sup>2</sup>	6.3435E+17	m <sup>2</sup>	3.1496E+17	m <sup>2</sup>	6.7566E+17	m <sup>2</sup>
$K_1 =$ (54)	1.2722E+18	m <sup>2</sup>	<b>1.4986E+18</b>	m <sup>2</sup>	3.2198E+18	m <sup>2</sup>	9.1538E+18	m <sup>2</sup>	1.6678E+20	m <sup>2</sup>
$K_3 = (1/2)\Delta X Y_F =$ (60)	4.7477E+17	m <sup>2</sup>	4.6111E+17	m <sup>2</sup>	5.0016E+17	m <sup>2</sup>	5.6175E+17	m <sup>2</sup>	8.0145E+17	m <sup>2</sup>
$T_2 = d_s$ (57)	2.0934E+00	s	<b>2.0000E+00</b>	s	1.3990E+00	s	2.8939E-01	s	3.6192E-02	s
$T_1 = \tau_0$ (56)	6.4066E+00	s	<b>6.5000E+00</b>	s	7.1010E+00	s	8.4106E+00	s	8.9338E+00	s
$T_3 = \Delta X/v$ (61)	2.3909	s	<b>2.0000</b>	s	1.1031	s	0.5161	s	0.0429	s
$R_2 = (\tau' c + \tau_0 c)/2$	1.7860E+09	m	1.8000E+09	m	1.8902E+09	m	2.1166E+09	m	2.2356E+09	m
$R_1 = (c^* + \tau_0 c)/2$	1.6080E+09	m	1.7525E+09	m	2.9784E+09	m	1.3829E+10	m	1.3520E+11	m
$K_2/T_2 =$ (58)	1.9857E+17	m <sup>2</sup> /s	<b>2.3056E+17</b>	m <sup>2</sup> /s	4.5343E+17	m <sup>2</sup> /s	1.0884E+18	m <sup>2</sup> /s	1.8669E+19	m <sup>2</sup> /s
$K_1/T_1 =$ (58)	1.9857E+17	m <sup>2</sup> /s	<b>2.3056E+17</b>	m <sup>2</sup> /s	4.5343E+17	m <sup>2</sup> /s	1.0884E+18	m <sup>2</sup> /s	1.8669E+19	m <sup>2</sup> /s
$K_3/T_3 = (1/2)Y_E v$ (62)	1.9857E+17	m <sup>2</sup> /s	<b>2.3056E+17</b>	m <sup>2</sup> /s	4.5343E+17	m <sup>2</sup> /s	1.0884E+18	m <sup>2</sup> /s	1.8669E+19	m <sup>2</sup> /s

Appendix A.2: Transvers relative time shift (-v) when observer is inside death signal light cone.

Variable	v < c	units	v = c	units2	v = 2c	units3	v = 10c	units4	v = 100c	units5
v =	-2.5981E+08	m/s	-3.0000E+08	m/s	-6.0000E+08	m/s	-3.0000E+09	m/s	-3.0000E+10	m/s
c =	3.0000E+08	m/s	3.0000E+08	m/s	3.0000E+08	m/s	3.0000E+08	m/s	3.0000E+08	m/s
v/c =	-0.8660		-1.0000		-2.0000		-10.0000		-100.0000	
$\tau_0 =$	6.4066	s	6.5000	s	7.1010	s	8.4106	s	8.9338	s
$L_s =$	3.0000	s	3.0000	s	3.0000	s	3.0000	s	3.0000	s
$L = L_s v$ (39) (52)	-7.7942E+08	m	-9.0000E+08	m	-1.8000E+09	m	-9.0000E+09	m	-9.0000E+10	m
$\tau_0 v =$	-1.6645E+09	m	-1.9500E+09	m	-4.2606E+09	m	-2.5232E+10	m	-2.6801E+11	m
$\tau' =$	5.5000	s	5.5000	s	5.5000	s	5.7000	s	5.9700	s
$\tau' v =$	-1.4289E+09	m	-1.6500E+09	m	-3.3000E+09	m	-1.7100E+10	m	-1.7910E+11	m
$d_s v = L_s v + \tau' v - \tau_0 v$ (5)	-5.4388E+08	m	-6.0000E+08	m	-8.3940E+08	m	-8.6818E+08	m	-1.0857E+09	m
$(d_s v)^2 =$	2.9581E+17	m <sup>2</sup>	3.6000E+17	m <sup>2</sup>	7.0459E+17	m <sup>2</sup>	7.5373E+17	m <sup>2</sup>	1.1788E+18	m <sup>2</sup>
$(\tau' c)^2 =$	2.7225E+18	m <sup>2</sup>	2.7225E+18	m <sup>2</sup>	2.7225E+18	m <sup>2</sup>	2.9241E+18	m <sup>2</sup>	3.2077E+18	m <sup>2</sup>
$(\tau_0 c)^2 =$	3.6940E+18	m <sup>2</sup>	3.8025E+18	m <sup>2</sup>	4.5382E+18	m <sup>2</sup>	6.3664E+18	m <sup>2</sup>	7.1832E+18	m <sup>2</sup>
$d_s = (d_s v)/v$ (6)	2.0934	s	2.0000	s	1.3990	s	0.2894	s	0.0362	s
$d_s/L_s =$	0.6978		0.6667		0.4663		0.0965		0.0121	
$\tau'/\tau_0 =$	0.8585		0.8462		0.7745		0.6777		0.6682	
$\tau_0 - \tau' =$	0.9066	s	1.0000	s	1.6010	s	2.7106	s	2.9638	s
$X_B = \tau_0 v$ (35)	-1.6645E+09	m	-1.9500E+09	m	-4.2606E+09	m	-2.5232E+10	m	-2.6801E+11	m
$X_A = L_s v + \tau' v$ (36)	-2.2084E+09	m	-2.5500E+09	m	-5.1000E+09	m	-2.6100E+10	m	-2.6910E+11	m
$Y_B =$ (35)	0.0000	m	0.0000	m	0.0000	m	0.0000	m	0.0000	m
$Y_A =$ (36)	0.0000	m	0.0000	m	0.0000	m	0.0000	m	0.0000	m
$d^2 =$ (29)	2.9581E+17	m <sup>2</sup>	3.6000E+17	m <sup>2</sup>	7.0459E+17	m <sup>2</sup>	7.5373E+17	m <sup>2</sup>	1.1788E+18	m <sup>2</sup>
$r_A = \tau' c = ((\tau' c)^2)^{1/2}$ (33)	1.6500E+09	m	1.6500E+09	m	1.6500E+09	m	1.7100E+09	m	1.7910E+09	m
$r_B = \tau_0 c = ((\tau_0 c)^2)^{1/2}$ (34)	1.9220E+09	m	1.9500E+09	m	2.1303E+09	m	2.5232E+09	m	2.6801E+09	m
$K =$ (28)	4.1569E+17	m <sup>2</sup>	4.6111E+17	m <sup>2</sup>	6.3435E+17	m <sup>2</sup>	3.1496E+17	m <sup>2</sup>	6.7566E+17	m <sup>2</sup>
$X_E =$ (31a)	-2.8295E+09	m	-3.1500E+09	m	-5.7618E+09	m	-2.7648E+10	m	-2.7039E+11	m
$X_E =$ (31b)	-2.8295E+09	m	-3.1500E+09	m	-5.7618E+09	m	-2.7648E+10	m	-2.7039E+11	m
$Y_F =$ (32a)	-1.5286E+09	m	-1.5370E+09	m	-1.5114E+09	m	-7.2558E+08	m	-1.2446E+09	m
$Y_E =$ (32b)	1.5286E+09	m	1.5370E+09	m	1.5114E+09	m	7.2558E+08	m	1.2446E+09	m
$\tau' c = ((\tau' c)^2)^{1/2}$	1.6500E+09	m	1.6500E+09	m	1.6500E+09	m	1.7100E+09	m	1.7910E+09	m
$\Delta\tau = \tau_0 - \tau'$ (65)	0.9066	s	1.0000	s	1.6010	s	2.7106	s	2.9638	s
$L(E) = \Delta\tau v$ (66)	-2.3554E+08	m	-3.0000E+08	m	-9.6060E+08	m	-8.1318E+09	m	-8.8914E+10	m
$L(E)/L =$ (67)	0.3022		0.3333		0.5337		0.9035		0.9879	
$\Delta X = X_E - (L_s v + \tau' v)$ (38)	-6.2118E+08	m	-6.0000E+08	m	-6.6183E+08	m	-1.5484E+09	m	-1.2879E+09	m
$\Delta X^2 = (X_E - (L_s v + \tau' v))^2$ (39)	3.8587E+17	m <sup>2</sup>	3.6000E+17	m <sup>2</sup>	4.3802E+17	m <sup>2</sup>	2.3976E+18	m <sup>2</sup>	1.6587E+18	m <sup>2</sup>
$Y_E^2 =$	2.3366E+18	m <sup>2</sup>	2.3625E+18	m <sup>2</sup>	2.2845E+18	m <sup>2</sup>	5.2646E+17	m <sup>2</sup>	1.5490E+18	m <sup>2</sup>
$(\tau' c)^2 = \Delta X^2 + Y_E^2$ (40)	2.7225E+18	m <sup>2</sup>	2.7225E+18	m <sup>2</sup>	2.7225E+18	m <sup>2</sup>	2.9241E+18	m <sup>2</sup>	3.2077E+18	m <sup>2</sup>
$(\tau_0 c)^2 = (d_s v + \Delta X)^2 + Y_E^2$ (41)	3.6940E+18	m <sup>2</sup>	3.8025E+18	m <sup>2</sup>	4.5382E+18	m <sup>2</sup>	6.3664E+18	m <sup>2</sup>	7.1832E+18	m <sup>2</sup>
$(\tau_0 c)^2 =$ (46)	2.3426E+18	m <sup>2</sup>	2.3625E+18	m <sup>2</sup>	2.3160E+18	m <sup>2</sup>	9.8921E+17	m <sup>2</sup>	1.5899E+18	m <sup>2</sup>
$(c')^2 =$ (51)	2.5860E+18	m <sup>2</sup>	2.9250E+18	m <sup>2</sup>	9.8986E+18	m <sup>2</sup>	5.2106E+20	m <sup>2</sup>	7.0566E+22	m <sup>2</sup>
$(c')^2 =$ (52)	1.0343E+19	m <sup>2</sup>	1.2285E+19	m <sup>2</sup>	3.5483E+19	m <sup>2</sup>	7.6496E+20	m <sup>2</sup>	7.3111E+22	m <sup>2</sup>
$c' =$ (53)	3.2160E+09	m	3.5050E+09	m	5.9568E+09	m	2.7658E+10	m	2.7039E+11	m
v =	-2.5981E+08	m/s	-3.0000E+08	m/s	-6.0000E+08	m/s	-3.0000E+09	m/s	-3.0000E+10	m/s
$K_2 =$ (55)	4.1569E+17	m <sup>2</sup>	4.6111E+17	m <sup>2</sup>	6.3435E+17	m <sup>2</sup>	3.1496E+17	m <sup>2</sup>	6.7566E+17	m <sup>2</sup>
$K_1 =$ (54)	1.2722E+18	m <sup>2</sup>	1.4986E+18	m <sup>2</sup>	3.2198E+18	m <sup>2</sup>	9.1538E+18	m <sup>2</sup>	1.6678E+20	m <sup>2</sup>
$K_3 = (1/2)\Delta X Y_E =$ (60)	4.7477E+17	m <sup>2</sup>	4.6111E+17	m <sup>2</sup>	5.0016E+17	m <sup>2</sup>	5.6175E+17	m <sup>2</sup>	8.0145E+17	m <sup>2</sup>
$T_2 = d_s$ (57)	2.0934E+00	s	2.0000E+00	s	1.3990E+00	s	2.8939E-01	s	3.6192E-02	s
$T_1 = \tau_0$ (56)	6.4066E+00	s	6.5000E+00	s	7.1010E+00	s	8.4106E+00	s	8.9338E+00	s
$T_3 = \Delta X/v$ (61)	2.3909	s	2.0000	s	1.1031	s	0.5161	s	0.0429	s
$R_2 = (\tau' c + \tau_0 c)/2$	1.7860E+09	m	1.8000E+09	m	1.8902E+09	m	2.1166E+09	m	2.2356E+09	m
$R_1 = (c' + \tau_0 c)/2$	1.6080E+09	m	1.7525E+09	m	2.9784E+09	m	1.3829E+10	m	1.3520E+11	m
$K_2/T_2 =$ (58)	1.9857E+17	m <sup>2</sup> /s	2.3056E+17	m <sup>2</sup> /s	4.5343E+17	m <sup>2</sup> /s	1.0884E+18	m <sup>2</sup> /s	1.8669E+19	m <sup>2</sup> /s
$K_1/T_1 =$ (58)	1.9857E+17	m <sup>2</sup> /s	2.3056E+17	m <sup>2</sup> /s	4.5343E+17	m <sup>2</sup> /s	1.0884E+18	m <sup>2</sup> /s	1.8669E+19	m <sup>2</sup> /s
$K_3/T_3 = (1/2)Y_E v$ (62)	1.9857E+17	m <sup>2</sup> /s	2.3056E+17	m <sup>2</sup> /s	4.5343E+17	m <sup>2</sup> /s	1.0884E+18	m <sup>2</sup> /s	1.8669E+19	m <sup>2</sup> /s

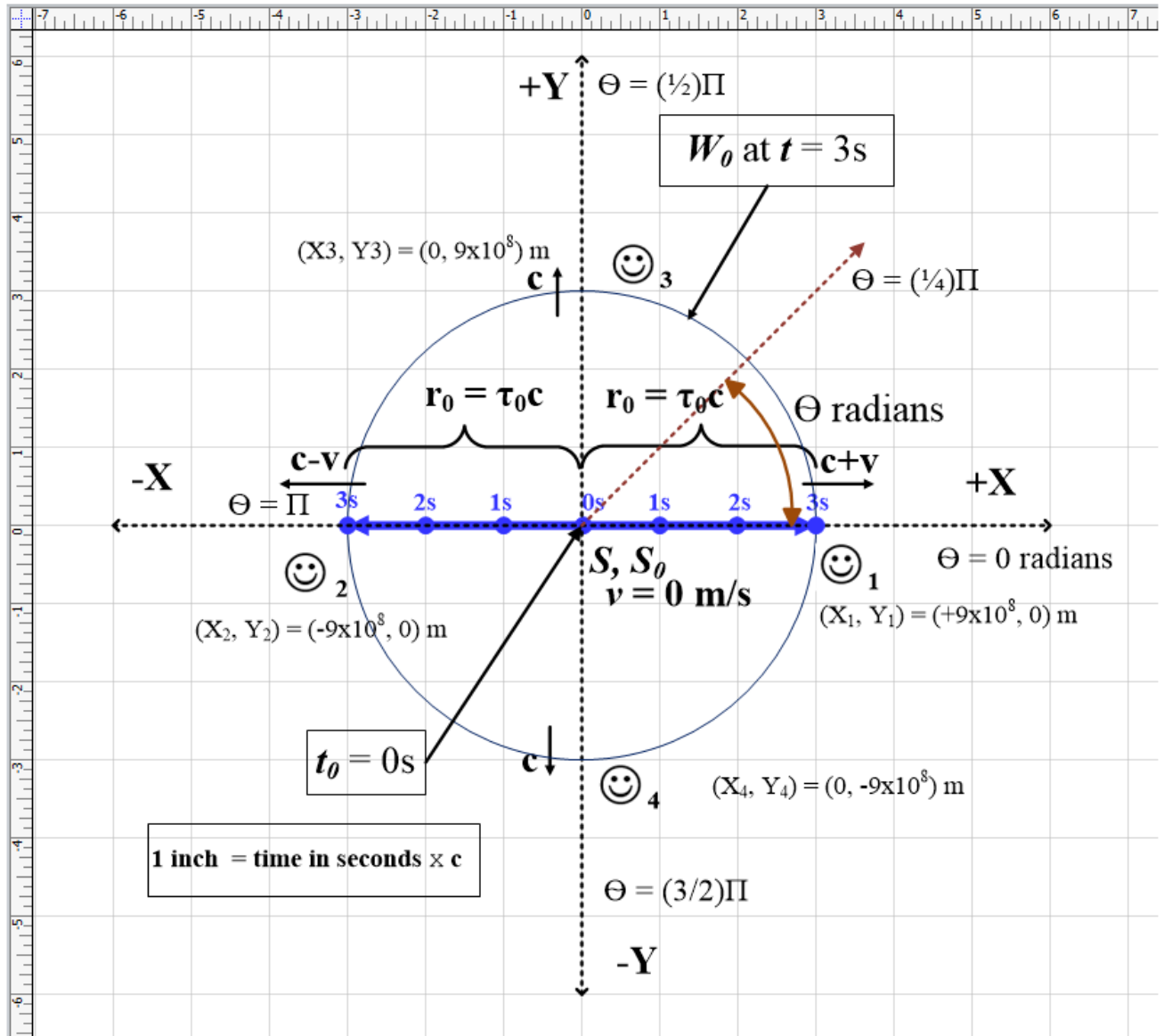
Appendix A.3: Transvers relative time shift (+ $v$ ) when observer is on signal path.

Variable	$v < c$	units	$v = c$	units2	$v = 2c$	units3	$v = 10c$	units4	$v = 100c$	units5
$v =$	2.5981E+08	m/s	3.0000E+08	m/s	6.0000E+08	m/s	3.0000E+09	m/s	3.0000E+10	m/s
$c =$	3.0000E+08	m/s	3.0000E+08	m/s	3.0000E+08	m/s	3.0000E+08	m/s	3.0000E+08	m/s
$v/c =$	0.8660		1.0000		2.0000		10.0000		100.0000	
$\tau_0 =$	<b>3.0000</b>	s	<b>3.0000</b>	s	<b>3.0000</b>	s	3.0000	s	3.0000	s
$L_s =$	<b>3.0000</b>	s	<b>3.0000</b>	s	<b>3.0000</b>	s	3.0000	s	3.0000	s
$L_s v =$	7.7942E+08	m	9.0000E+08	m	1.8000E+09	m	9.0000E+09	m	9.0000E+10	m
$\tau_0 v =$	7.7942E+08	m	9.0000E+08	m	1.8000E+09	m	9.0000E+09	m	9.0000E+10	m
$\tau' = (21)$	<b>1.6077</b>	s	<b>1.5000</b>	s	<b>1.0000</b>	s	0.2727	s	0.0297	s
$\tau' v =$	4.1769E+08	m	4.5000E+08	m	6.0000E+08	m	8.1818E+08	m	8.9109E+08	m
$\tau'/\tau_0 =$	<b>0.5359</b>		<b>0.5000</b>		<b>0.3333</b>		0.0909		0.0099	
$\tau_0 - \tau' =$	1.3923	s	1.5000	s	2.0000	s	2.7273	s	2.9703	s

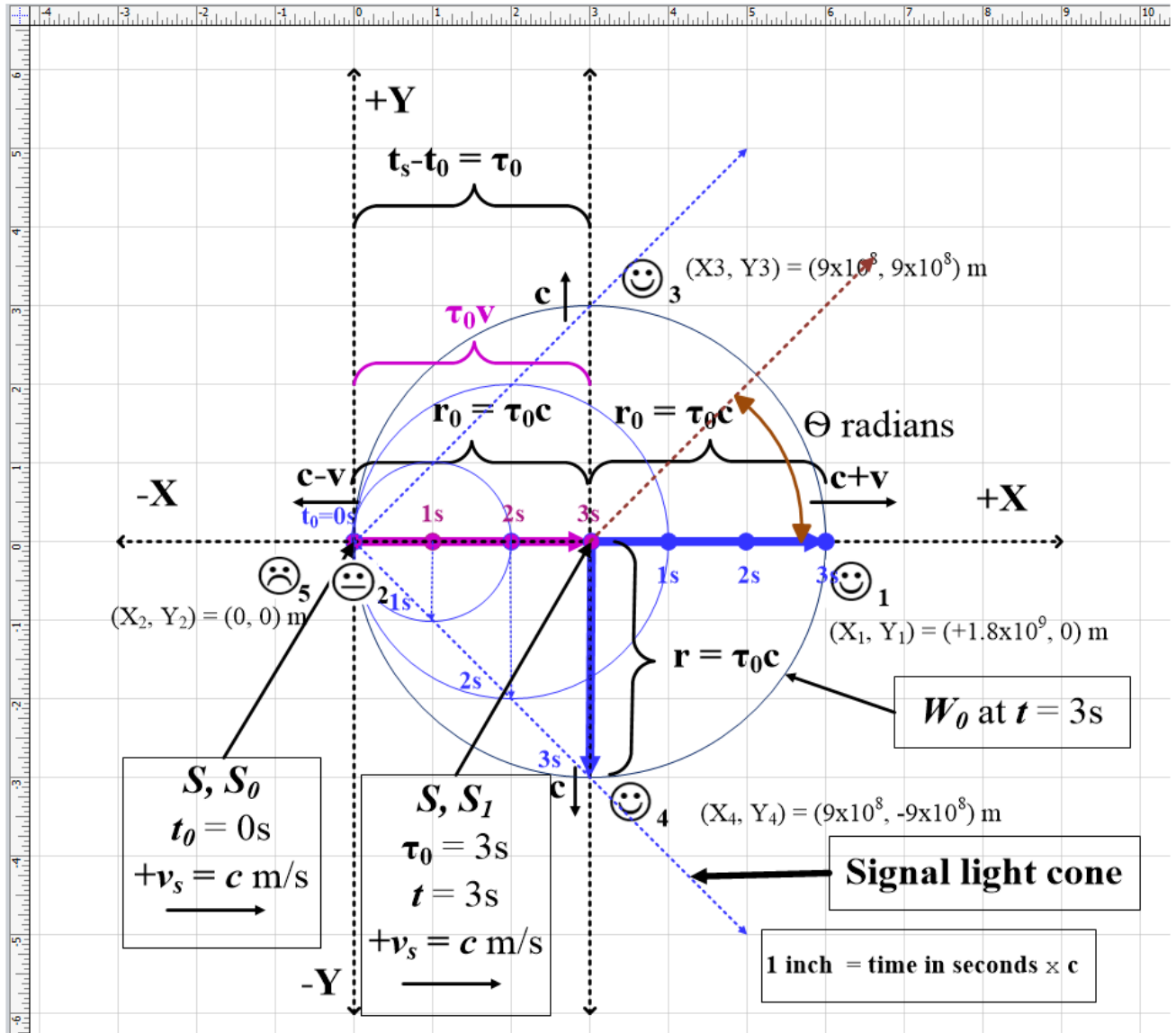
Appendix A.4: Transvers relative time shift (- $v$ ) when observer is on signal path.

Variable	$v < c$	units	$v = c$	units2	$v = 2c$	units3	$v = 10c$	units4	$v = 100c$	units5
$v =$	-2.5981E+08	m/s	-3.0000E+08	m/s	-6.0000E+08	m/s	-3.0000E+09	m/s	-3.0000E+10	m/s
$c =$	3.0000E+08	m/s	3.0000E+08	m/s	3.0000E+08	m/s	3.0000E+08	m/s	3.0000E+08	m/s
$v/c =$	-0.8660		-1.0000		-2.0000		-10.0000		-100.0000	
$\tau_0 =$	<b>3.0000</b>	s	3.0000	s	3.0000	s	3.0000	s	3.0000	s
$L_s =$	<b>3.0000</b>	s	3.0000	s	3.0000	s	3.0000	s	3.0000	s
$L_s v =$	-7.7942E+08	m	-9.0000E+08	m	-1.8000E+09	m	-9.0000E+09	m	-9.0000E+10	m
$\tau_0 v =$	-7.7942E+08	m	-9.0000E+08	m	-1.8000E+09	m	-9.0000E+09	m	-9.0000E+10	m
$\tau' = (27)$	<b>1.6077</b>	s	1.5000	s	1.0000	s	0.2727	s	0.0297	s
$\tau' v =$	-4.1769E+08	m	-4.5000E+08	m	-6.0000E+08	m	-8.1818E+08	m	-8.9109E+08	m
$\tau'/\tau_0 =$	<b>0.5359</b>		0.5000		0.3333		0.0909		0.0099	
$\tau_0 - \tau' =$	1.3923	s	1.5000	s	2.0000	s	2.7273	s	2.9703	s

Appendix B.1 - Fig. 1: Geometry to calculate signal position when S has velocity  $v=0$  m/s.

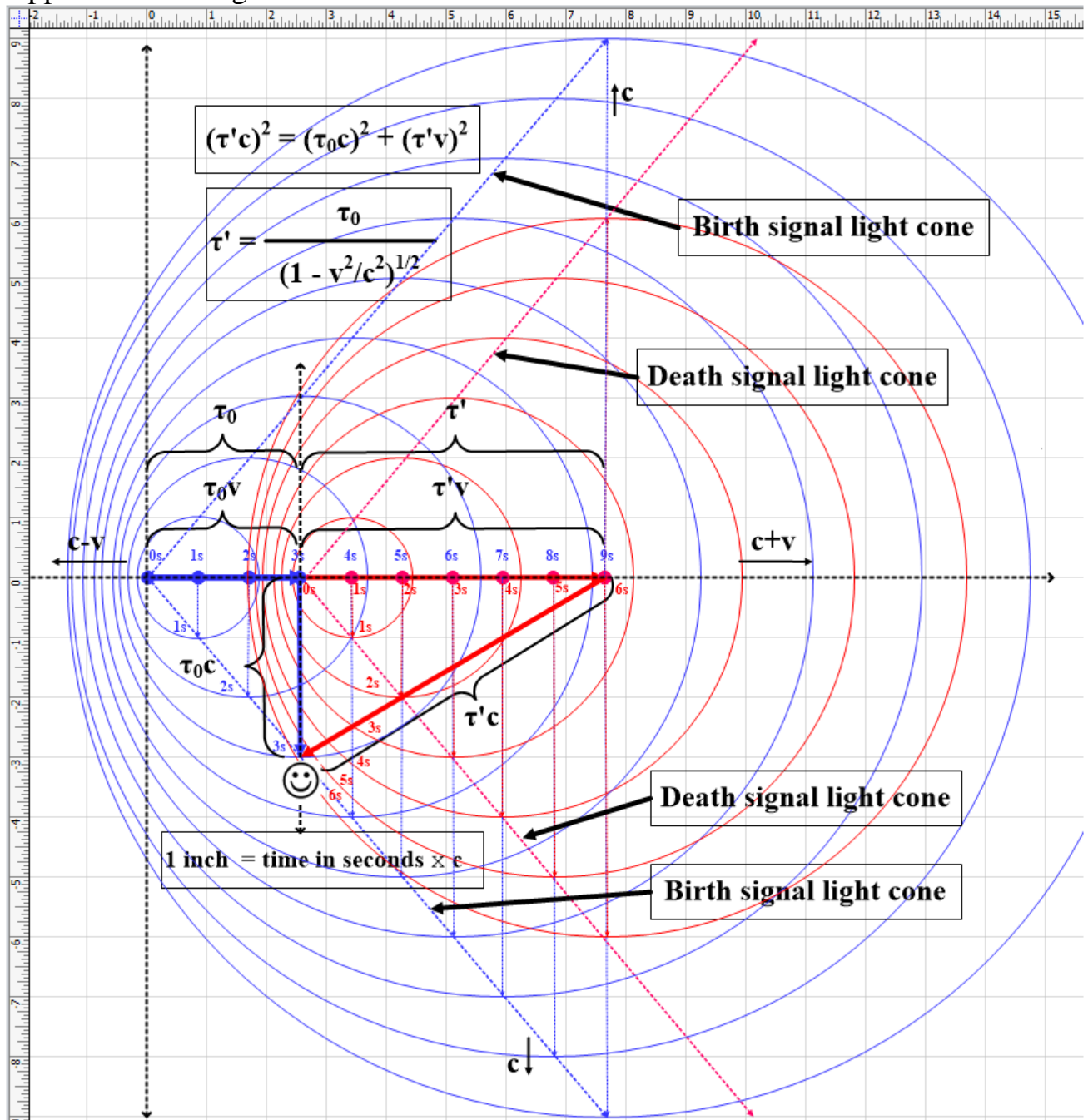


Appendix B.2 - Fig. 2: Geometry to calculate signal position when S has velocity  $v = c$  m/s.

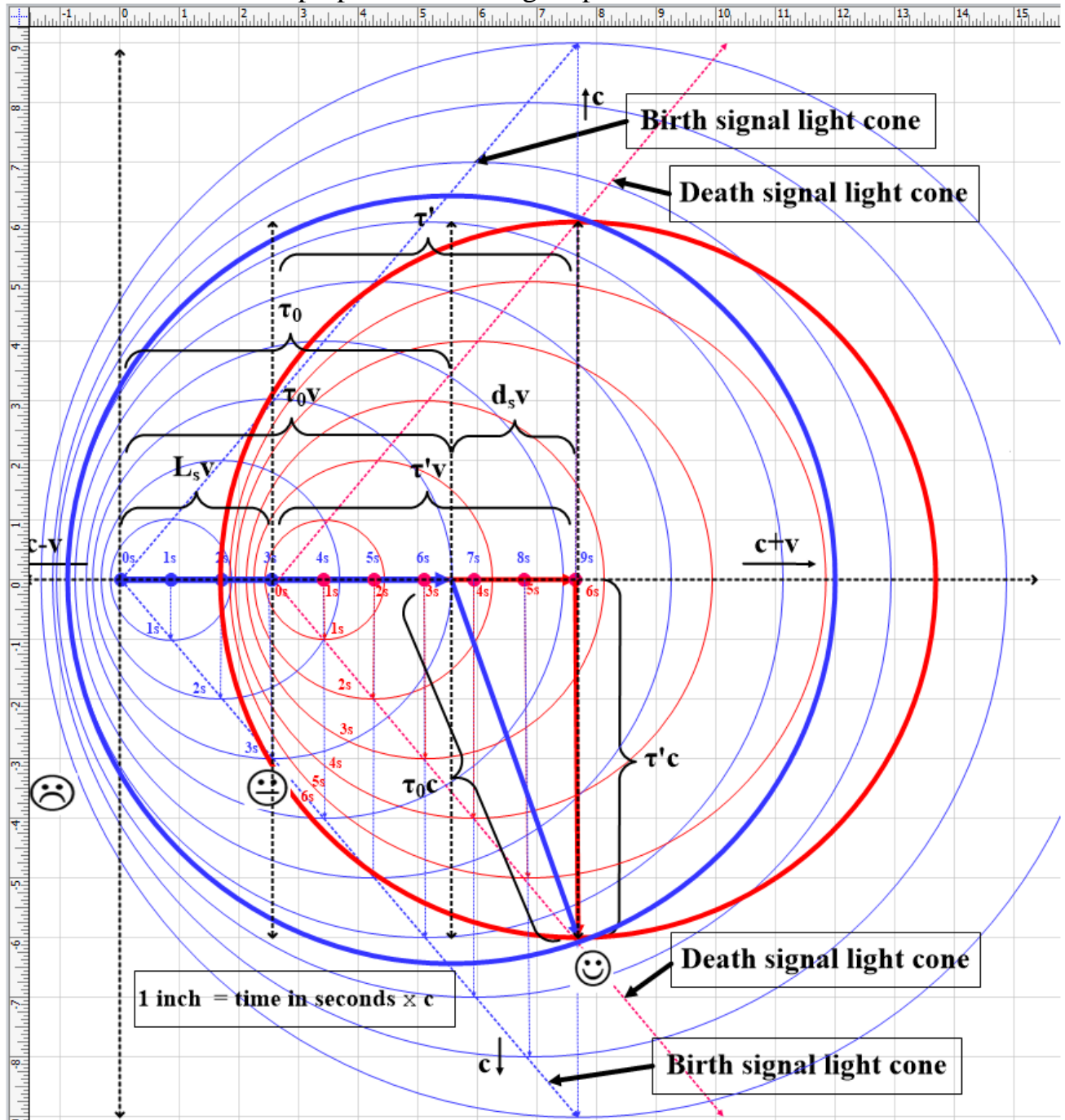




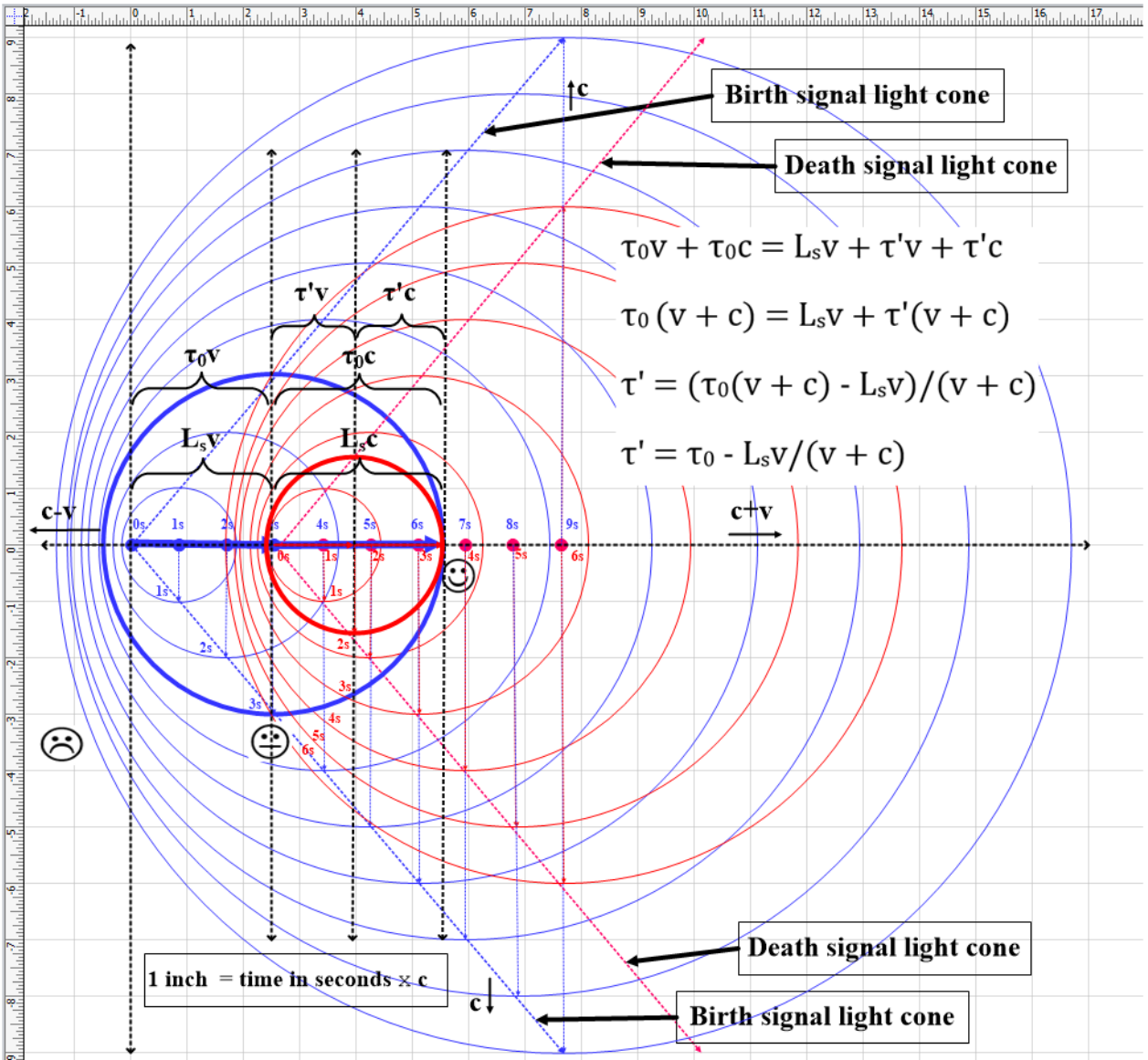
Appendix B.3 - Fig. 3: Transverse Relative Time Shift.



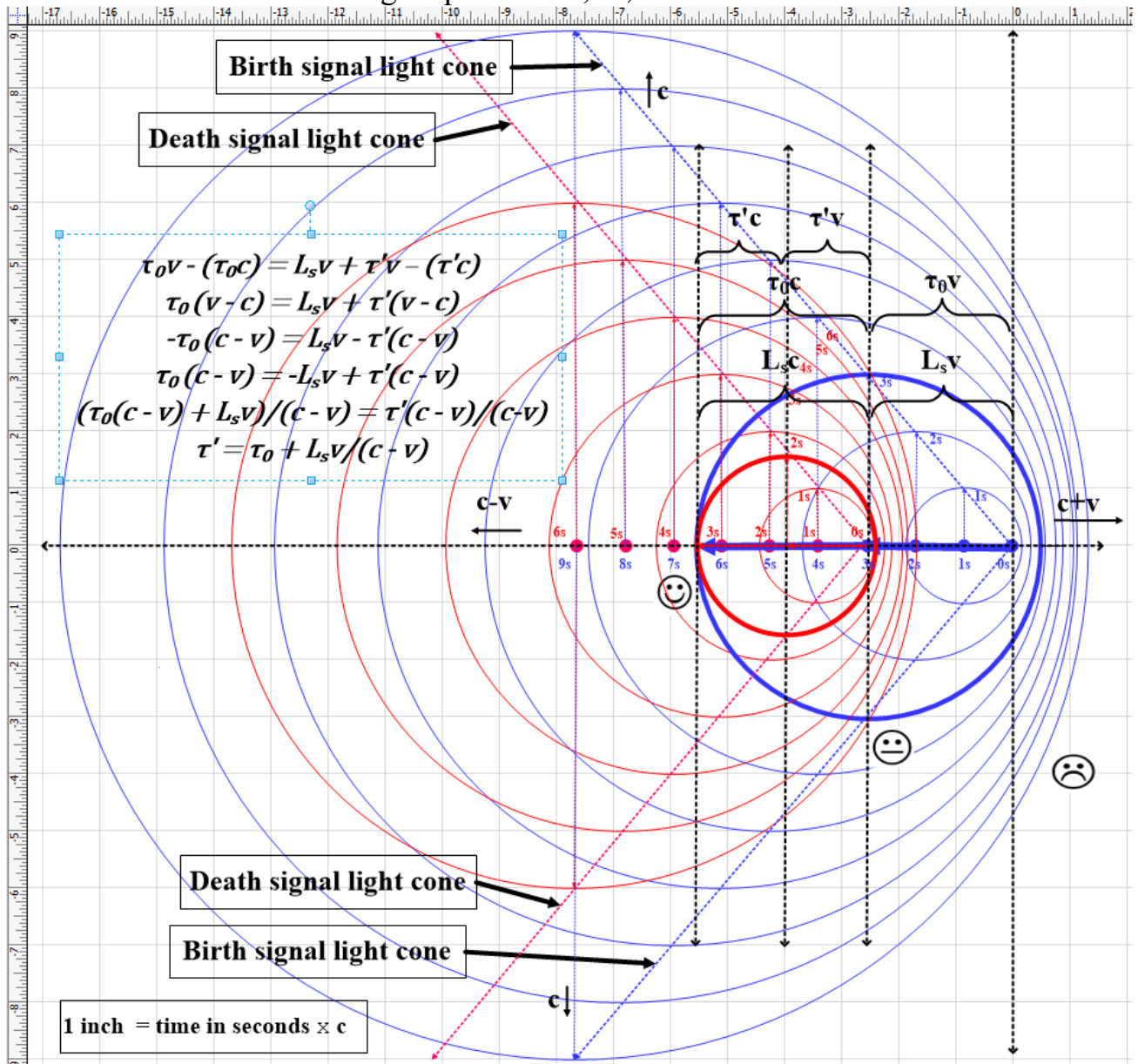
Appendix B.4 – Fig. 4: Geometry for Transverse Relative Time Shift when observer is perpendicular to signal path at  $\tau'c$  and  $v < c$ .



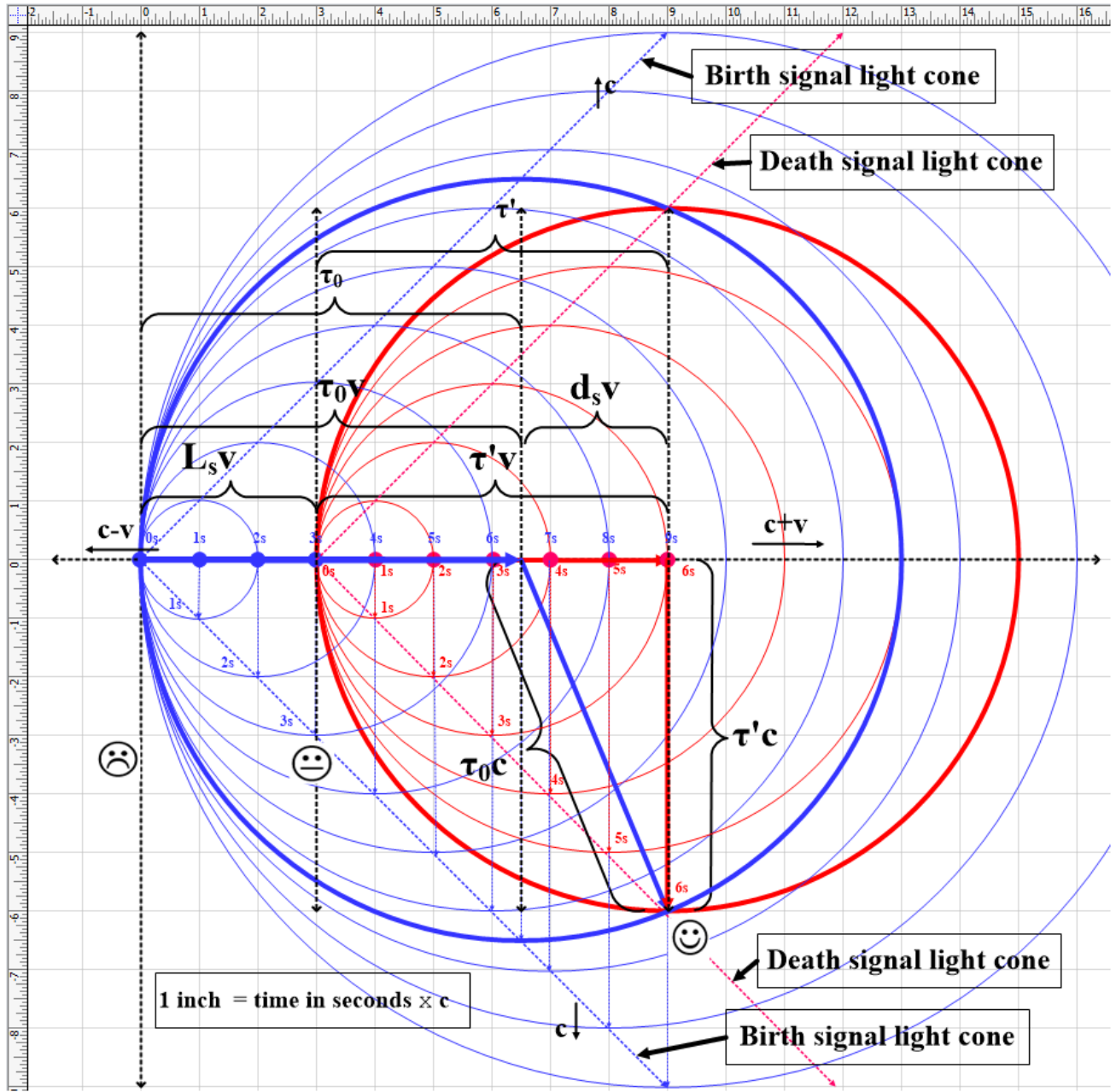
Appendix B.5 – Fig. 5: Geometry for Transverse Relative Time Shift when observer is on signal path at  $\tau_0 c$  and  $v < c$ .



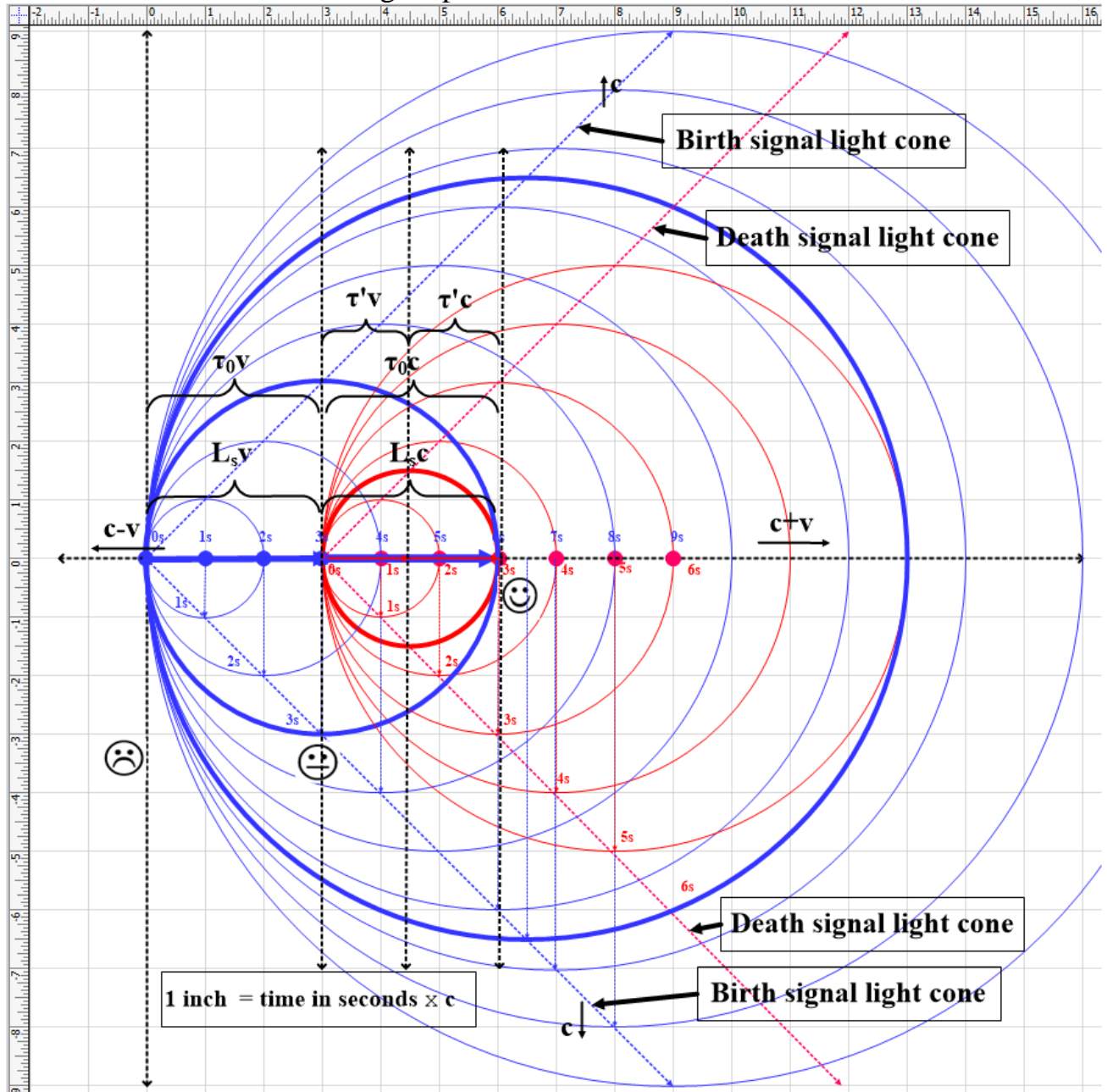
Appendix B.6 – Fig. 6: Geometry for Transverse Relative Time Shift when observer is on signal path at  $\tau_0 c$ ,  $-v$ , and  $v < c$ .



Appendix B.7 – Fig. 7: Geometry for Transverse Relative Time Shift when observer is perpendicular to signal path at  $\tau'c$  and  $v = c$ .

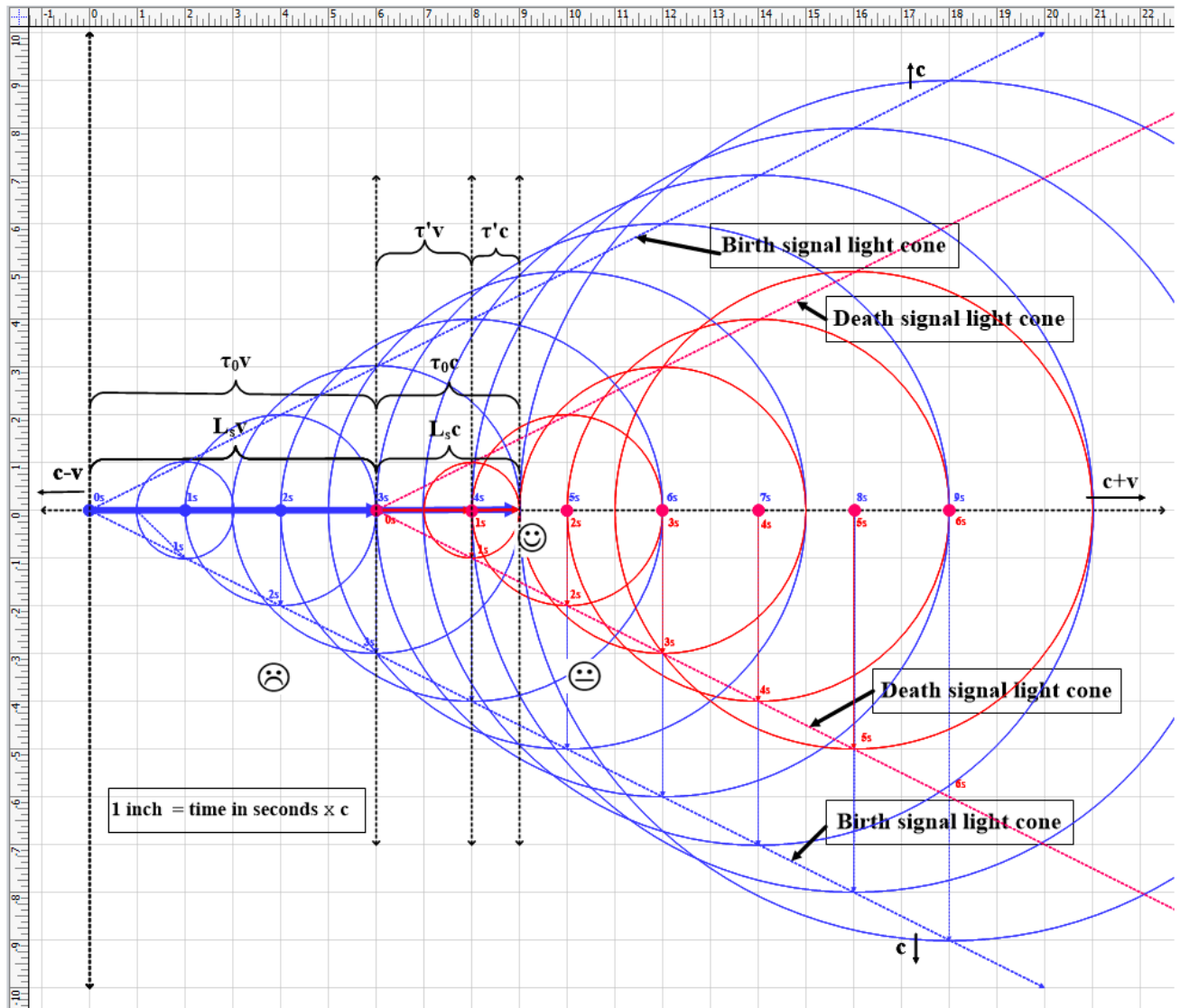


Appendix B.8 – Fig. 8: Geometry for Transverse Relative Time Shift when observer is on signal path at  $\tau_0c$  and  $v = c$ .



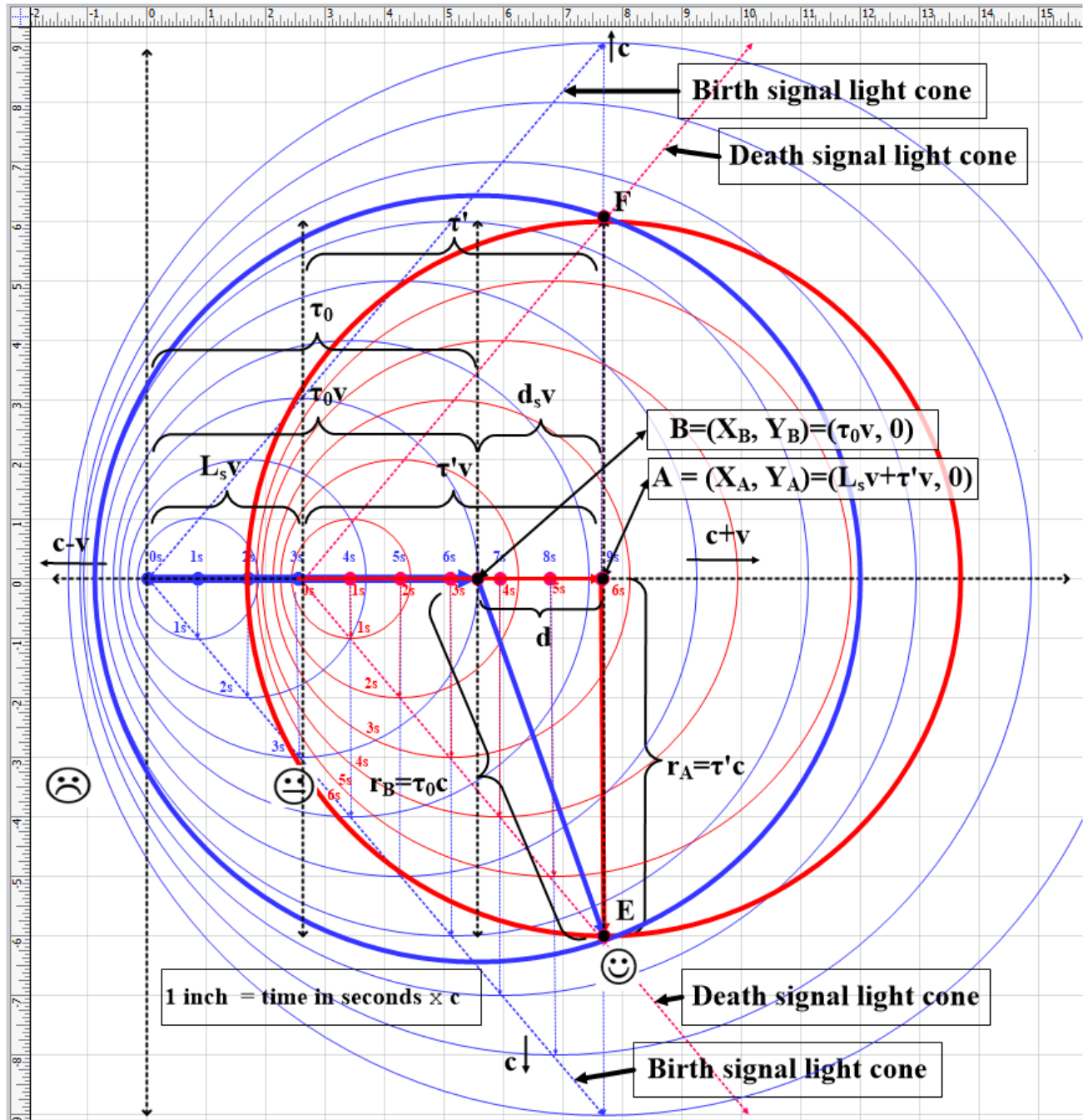


Appendix B.10 – Fig. 10: Geometry for Transverse Relative Time Shift when observer is on signal path at  $\tau_0 c$  and  $v = 2c$ .

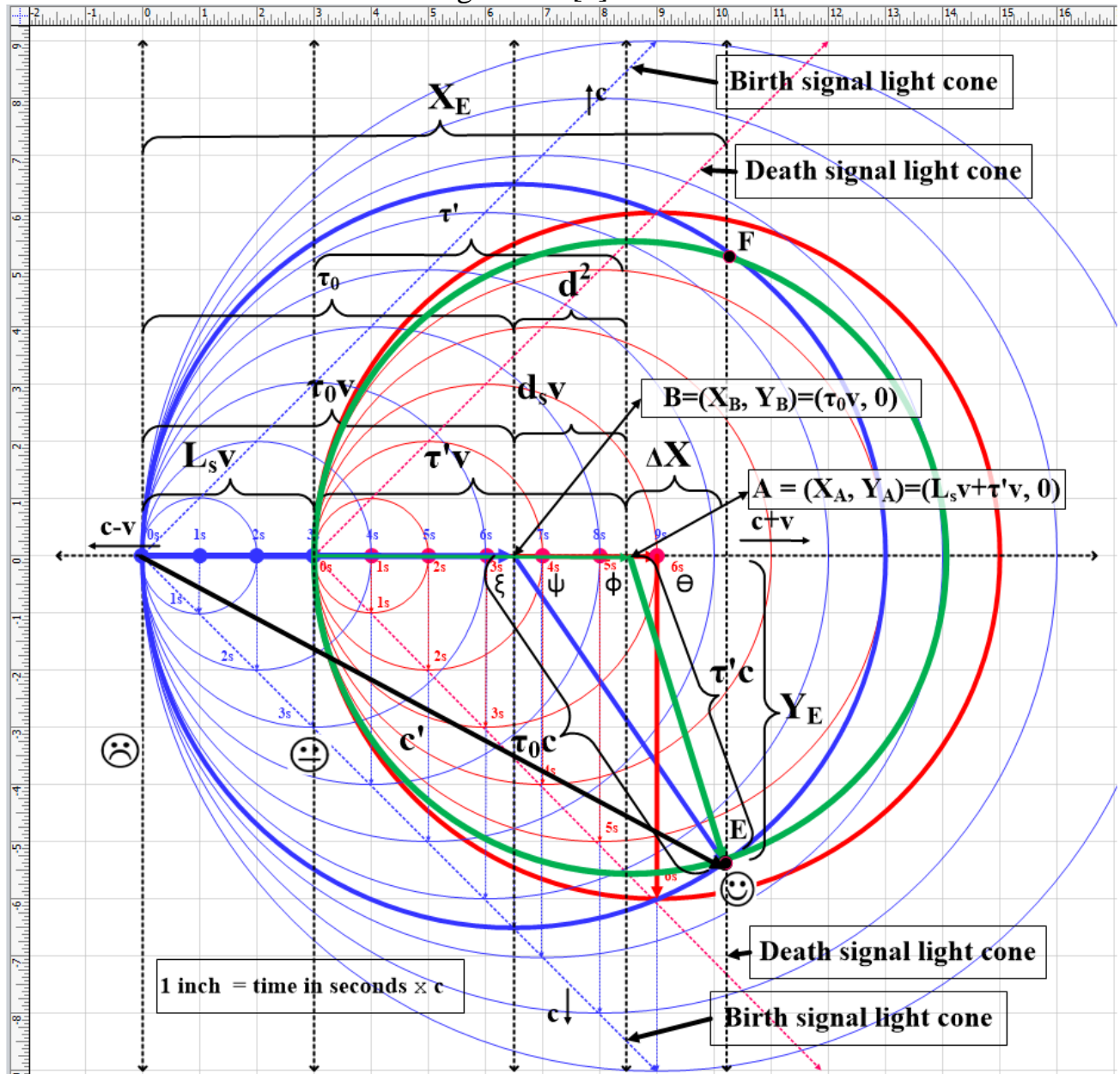




Appendix B.11 - Fig. 12: Observer coordinates **E** and **F** using Heron's formula for **K** and equations for two intersecting circles [2] when  $v < c$ .

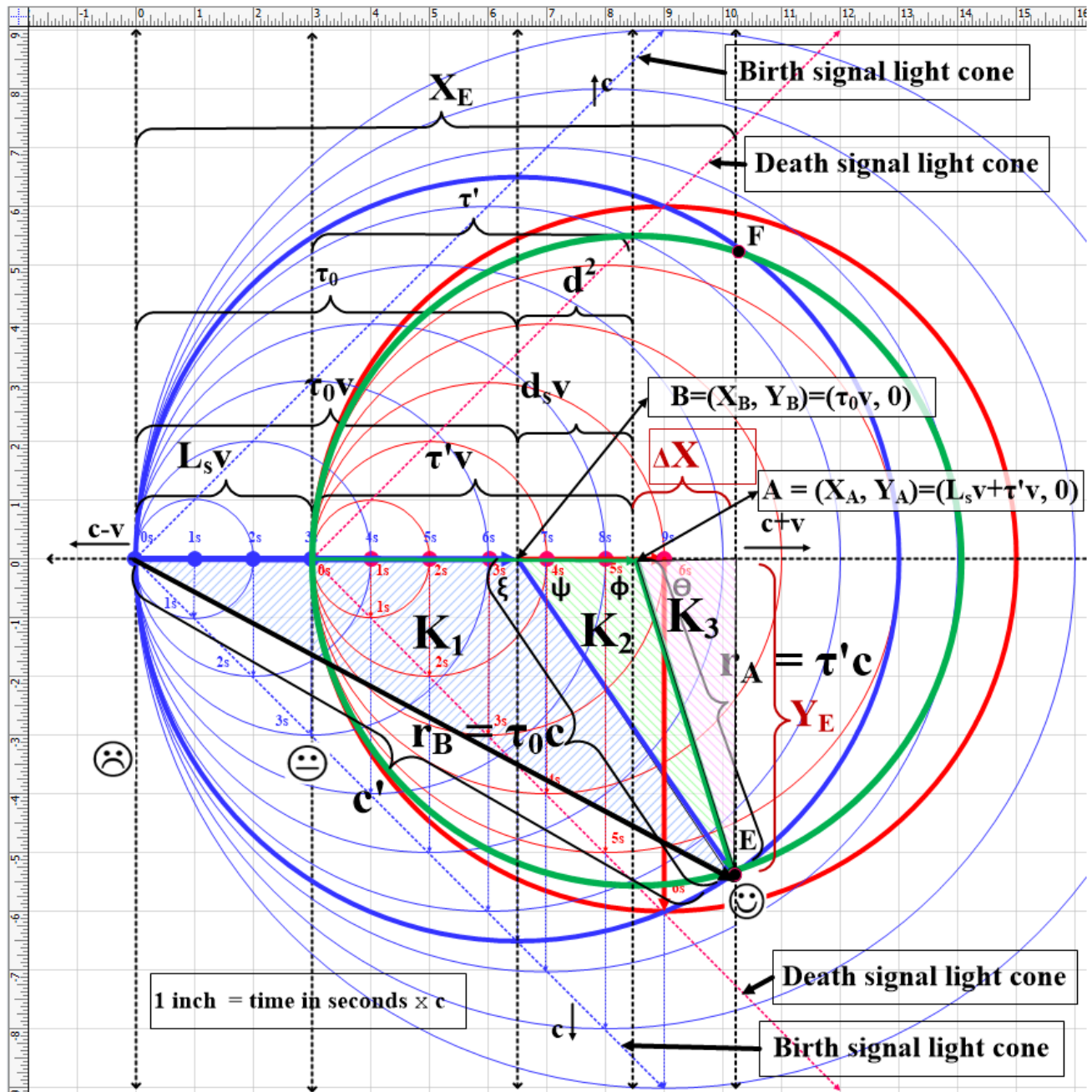


Appendix B.12 - Fig. 13: Happy observer inside death signal light cone at coordinates **E** and **F** using Heron's formula for **K** and equations for two intersecting circles [2] when  $v = c$ .





Appendix B.14 - Fig. 15:  $K_3$  derived from area of triangle when  $v = c$ .



Appendix B.15 - Fig. 16: Observer measures transverse relative length of rod L when birth and death signals are emitted at  $t = 0s$  and  $v < c$ .

