

Laminine: Inducing the Localized Electromagnetic Spinning – a Field Gyroscope. Possible Positive Consequences.

Mark Krinker, Galina Pana

Applied PhysTech Research Laboratory. BGmetrix Co.

sevatronics@gmail.com, bioref@aol.com

As it was shown in the previous paper [1], Laminine induces some structural changes in water and causes variations of the spinning electromagnetic field inside a human body. This raises a question about the very base of the physical processes in vicinity of this object.

This brief research shows an ability of Laminine to produce such a fundamental phenomenon of Nature like the localized electromagnetic spinning – the Field Gyroscope [2,3].

The Field Gyroscope, FG, has its mass and angular momentum [4]. It is a wideband phenomenon in the Nature. Moreover, FG itself is a driving force for the dowsing phenomenon [5].

Fig.1 shows images of the natural Field Gyroscopes in vicinity of various objects. The images were formed in vicinity of 6 kHz, one of the frequencies of the natural Earth-Ionosphere cavity resonator [2].




Fig.1. Images of projections of the natural Field Gyroscopes in vicinity of various objects: a corner of the metal box; next to the bottle with water, and so on.

The Field Gyroscope is a quantum object, due to its small mass and discrete orbits of the spinning electric vector, which projections are seen on the images. As any spinning/rotating object, FG generates Torsion Fields, which represent a twist of Space-Time metrics [6]. Therefore, the electromagnetic spinning can result in profound phenomena around us.

The Experiment.

Like in the previous research, one of SEVA-family, Spinning Electric Vector Analyzer, was employed. Beside traditional, for SEVA –family, Quasi-Stationary Spinning, QSS, and Non-Stationary Spinning modes, this certain instrument has Extremely Low Frequencies (0-30 Hz), ELF - unit, which detects oscillations of the external fields in this range.

The experiments included recording SEVA reading for a bottle of Laminine, 120 capsules, and solving a content of one pill in water, 50 grams. In both cases, the objects were placed directly on the sensor.

Fig.2 shows the image of SEVA instrument with a cup placed on its sensor.



Fig.2. SEVA with a cup on its sensor

Fig.3. shows the SEVA reading for the bottle of Laminine, placed on the sensor.



Fig.3. Influence of the Laminine bottle, placed on the sensor of SEVA, on the modes of FG and ELF. (20 seconds/division).

Fig. 4 shows the QSS reading for the experiment, where the content of 1 Laminine capsule was poured into the cup of water on the sensor. In this experiment, the display of the computer located in vicinity of the instrument was turned OFF during the experiment, what enabled to compare the energy of the observed phenomenon with that of the display. The Zero-QSS line on the diagram shows a border where the spinning of FG changes its direction for the opposite.

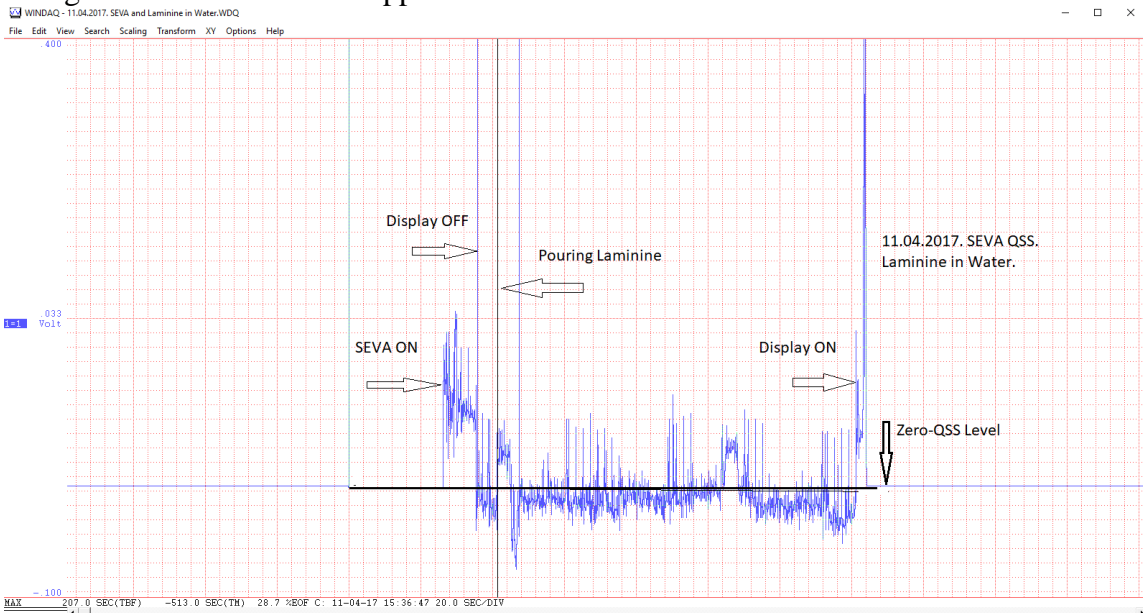


Fig.4. Influence of Laminine on Quasi-Stationary spinning (QSS) of the Field Gyroscope after the content of 1 capsule was poured into the cup with water. (20 seconds/division).

Fig.5. shows the influence of pouring 1 capsule of Laminine into the water on the Non-Stationary spinning (NSS) of the Field Gyroscope.

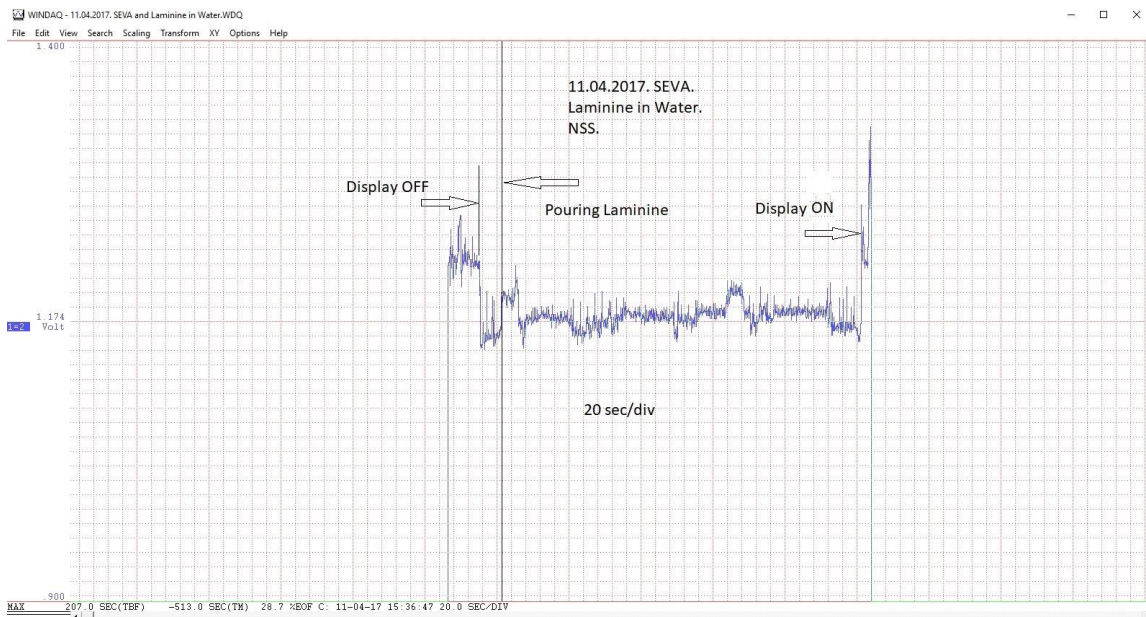


Fig.5. Variations of Non-Stationary spinning (NSS) of the Field Gyroscope after pouring 1 capsule of Laminine into the cup with water

As a supplement to these experiments, one of the authors checked a reaction of the L-shaped indicator (practiced in the *Dowsing*) and the bob, which were located right over the bottle of Laminine capsules, which was earlier employed in the experiment. Being placed in the right hand, the L-shaped indicator rotated counterclockwise slowly, while it rotated clockwise in the left hand. Same occurred with the bob. As it has been shown, the spinning electromagnetic field, interacting with a human body, produces the mechanical torque [5]. It has to be stressed here, that direction of the rotation depends on an individual, because the angular momentums of component of our bodied are involved in this phenomenon.

Discussion of the Results

As we see, the very immediate moment of either placing the bottle with capsules or pouring the content of 1 capsule into water is accompanied with almost immediate reaction of the Field Gyroscope. This is very close to that observed when 2 capsules of Laminine were placed under the cup of water, Fig.6. [1], DITA™ instrument. The difference of temperatures between two identical containers filled with water (50 gr) was measured.

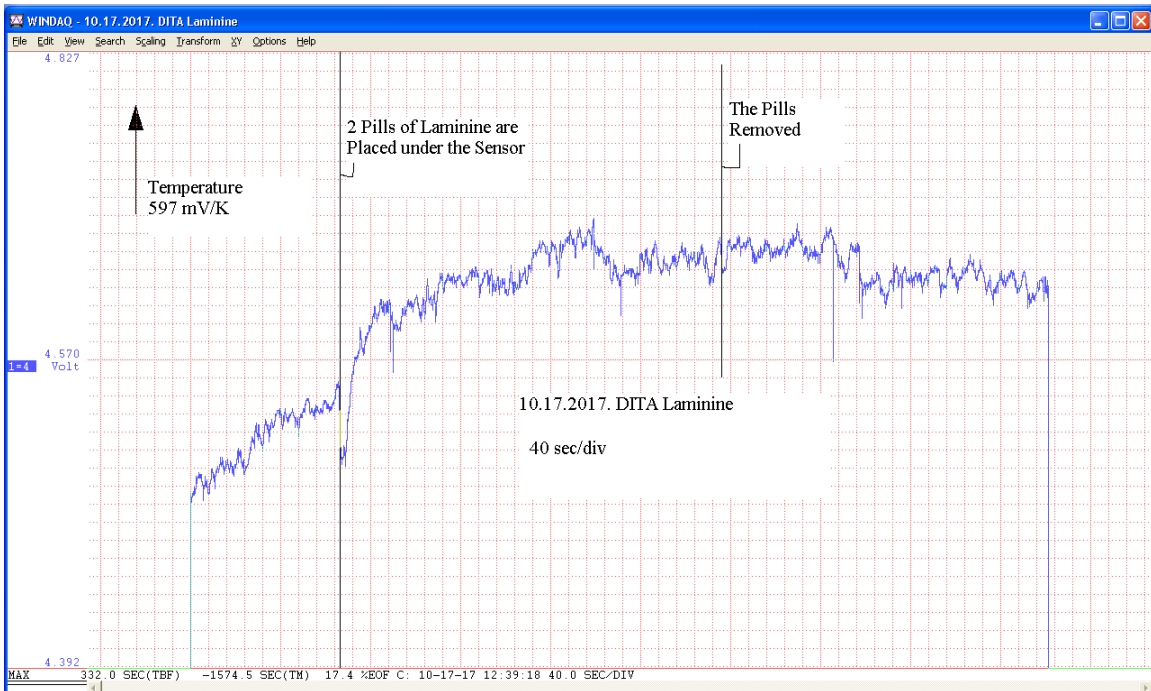


Fig.6. Temperature reaction of the water on placing the Laminine capsules under the container.

Fig. 7 shows the comparative analysis of the very first moment of contact of Laminine with the sensors for different detectors and experiments. The moment of contact is marked with the thin vertical line.

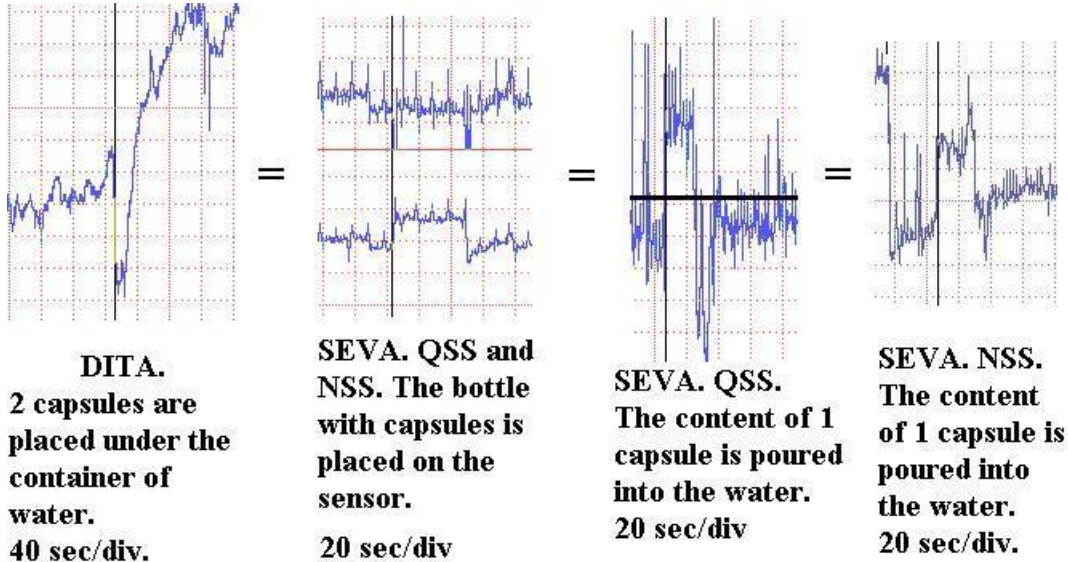


Fig.7. The comparative analysis of the very first moments when Laminine contacts the different sensors in different experiments. The moment of the contact is marked with the thin vertical line.

Beside this very first contact phenomenon, we see some evolutionary processes in the field spinning as time passes. It says about some profound processes which roots are in the space-time metrics. In particular, the rise of NSS is actually a precession of the Field Gyroscope. The FG is a material object. For a conventional mechanical gyroscope, the

precession is caused by a force of gravity. We can suppose the identical mechanism for the Field Gyroscope as well. But the force of gravity is nothing but a distortion of the space-time metrics. So, we have a base to suppose that Laminine can affect the very space-time metrics.

There are some chances that variations of ELF fields which appear with some delay after exposure to Laminine, Fig.3, may be related to some profound field phenomena, but this need further verification in the number of the experiments.

The supplemental experiment with the L-shaped indicator and the bob over Laminine has confirmed that Laminine generates the spinning field in its vicinity.

If Laminine is interactive with the spinning field, as we see, then the following can be true: the external spinning electromagnetic field can control the quality of Laminine.

It was revealed in the experiments that the spinning field can control intensity of the background gamma-radiation causing its reduction [my papers]. On the other hand we know about success of the Torsion Metallurgy, when the Torsion Fields improve a quality of the metal [Kurapov group]. **Therefore, chances are the properties of Laminine can be controlled by spinning electromagnetic fields, what opens a way to make it even more active.**

Literature.

1. M. Krinker. G. Pana. *Laminine: Induced Phase Transitions in Water and Variation of the Spinning Field in Vicinity of the Person Right After Taking this Dietary Supplement.* www.vixra.org/pdf/1710.0343v1.pdf
2. M. Krinker, L. Pismenny, *What Stands Beyond Dowsing and Feng Shui?*, EcoDowsing LLC, New York, 2006, 76pp.
3. M. Krinker. *Some Physical Aspects of Artificial and Natural Field Gyroscopes. Relation to Atmospheric Phenomena and Geo-Pathogenic Zones.* <http://vixra.org/abs/1407.0025>. 2014.
4. M. Krinker. *Field Gyroscope and Its Social Impact.* www.vixra.org/abs/1411.0557
5. M. Krinker. *The Field Gyroscope and Divining Rod.* Series of the Experiments.2016. www.youtube.com/watch?v=jjbKrA9pRV8 ; www.youtube.com/watch?v=82C5xCc6OT4 ; www.youtube.com/watch?v=TVY2ymoY9EQ6.
6. Г.И. Шипов. *Теория Физического Вакуума, теория, эксперименты и технологии.* Москва.Наука.1997.450с. G. I. Shipov. *Theory of Physical Vacuum, the theory, experiments and technology.* Moscow. Nauka. 1997, 450pp.

7. M. Krinker, F. Kitaichik, Influence of Electric Spinning on Background γ -Radiation. <http://arxiv.org/ftp/arxiv/papers/1004/1004.5161.pdf>
8. M. Krinker, A.Goykadosh, F. Kitaichik, *Spinning Electric Field-Induced Changes in Statistics of Background Gamma-Radiation. Cumulative Aftereffect in the Detector.* Torsion Fields and Informational Interactions. International Conference Tambov-2010, pp.90-94.
9. В.Ф. Панов, С.А. Курапов, А.Е. Бояршинов. Применение Генераторов СВМ-Поля в Металлургии. Торсионные Поля и Информационные Технологии. Международная Конференция. НМосква, 2014,с.183-184.