

Electrons mass in high magnetic field

An international team of researchers have for the first time, discovered that in a very high magnetic field an electron with no mass can acquire a mass. [12]

Electronic components have become faster and faster over the years, thus making powerful computers and other technologies possible. Researchers at ETH Zurich have now investigated how fast electrons can ultimately be controlled with electric fields. Their insights are of importance for the petahertz electronics of the future. [11]

The National High Magnetic Field Laboratory, with facilities in Florida and New Mexico, offers scientists access to enormous machines that create record-setting magnetic fields. The strong magnetic fields help researchers probe the fundamental structure of materials to better understand and manipulate their properties. Yet large-scale facilities like the MagLab are scarce, and scientists must compete with others for valuable time on the machines. [10]

By showing that a phenomenon dubbed the "inverse spin Hall effect" works in several organic semiconductors - including carbon-60 buckyballs - University of Utah physicists changed magnetic "spin current" into electric current. The efficiency of this new power conversion method isn't yet known, but it might find use in future electronic devices including batteries, solar cells and computers. [9]

Researchers from the Norwegian University of Science and Technology (NTNU) and the University of Cambridge in the UK have demonstrated that it is possible to directly generate an electric current in a magnetic material by rotating its magnetization. [8]

This paper explains the magnetic effect of the electric current from the observed effects of the accelerating electrons, causing naturally the experienced changes of the electric field potential along the electric wire. The accelerating electrons explain not only the Maxwell Equations and the Special Relativity, but the Heisenberg Uncertainty Relation, the wave particle duality and the electron's spin also, building the bridge between the Classical and Quantum Theories.

The changing acceleration of the electrons explains the created negative electric field of the magnetic induction, the changing relativistic mass and the Gravitational Force, giving a Unified Theory of the physical forces. Taking into account the Planck Distribution Law of the electromagnetic oscillators also, we can explain the electron/proton mass rate and the Weak and Strong Interactions.

Contents

Preface	3
Electrons with no mass acquire a mass in the presence of a high magnetic field	4
Electrons at the speed limit.....	5
Groundwork from the 1990's.....	5
Speed limit in the petahertz realm	6
New tabletop instrument tests electron mobility for next-generation electronics	7
Inverse spin Hall effect: A new way to get electricity from magnetism	9
A new way to get electricity from magnetism	9
From spin current to electric current	10
New electron spin secrets revealed: Discovery of a novel link between magnetism and electricity	10
Simple Experiment.....	12
Uniformly accelerated electrons of the steady current.....	12
Magnetic effect of the decreasing U electric potential	13
The work done on the charge and the Hamilton Principle	15
The Magnetic Vector Potential	15
The Constant Force of the Magnetic Vector Potential.....	16
Electromagnetic four-potential.....	16
Magnetic induction.....	16
Lorentz transformation of the Special Relativity	18
Heisenberg Uncertainty Relation	18
Wave – Particle Duality	18
Atomic model.....	19

Fermions' spin	19
Fine structure constant	19
Planck Distribution Law	20
Electromagnetic inertia and Gravitational attraction.....	20
Conclusions.....	21
References.....	22

Author: George Rajna

Preface

Surprisingly nobody found strange that by theory the electrons are moving with a constant velocity in the stationary electric current, although there is an accelerating force $\mathbf{F} = q \mathbf{E}$, imposed by the \mathbf{E} electric field along the wire as a result of the \mathbf{U} potential difference. The accelerated electrons are creating a charge density distribution and maintaining the potential change along the wire. This charge distribution also creates a radial electrostatic field around the wire decreasing along the wire. The moving external electrons in this electrostatic field are experiencing a changing electrostatic field causing exactly the magnetic effect, repelling when moving against the direction of the current and attracting when moving in the direction of the current. This way the \mathbf{A} magnetic potential is based on the real charge distribution of the electrons caused by their acceleration, maintaining the \mathbf{E} electric field and the \mathbf{A} magnetic potential at the same time.

The mysterious property of the matter that the electric potential difference is self maintained by the accelerating electrons in the electric current gives a clear explanation to the basic sentence of the relativity that is the velocity of the light is the maximum velocity of the electromagnetic matter. If the charge could move faster than the electromagnetic field, this self maintaining electromagnetic property of the electric current would be failed.

More importantly the accelerating electrons can explain the magnetic induction also. The changing acceleration of the electrons will create a $-\mathbf{E}$ electric field by changing the charge distribution, increasing acceleration lowering the charge density and decreasing acceleration causing an increasing charge density.

Since the magnetic induction creates a negative electric field as a result of the changing acceleration, it works as a relativistic changing electromagnetic mass. If the mass is electromagnetic, then the gravitation is also electromagnetic effect. The same charges would attract each other if they are moving parallel by the magnetic effect.

Electrons with no mass acquire a mass in the presence of a high magnetic field

An international team of researchers have for the first time, discovered that in a very high magnetic field an electron with no mass can acquire a mass.

Understanding why elementary particles e.g. electrons, photons, neutrinos have a mass is a fundamental question in Physics and an area of intense debate. This discovery by Prof Stefano Sanvito, Trinity College Dublin and collaborators in Shanghai was published in the prestigious journal Nature Communications this month.

While the applications of this discovery remain to be seen, this represents a significant breakthrough in fundamental physics. It could inspire work in high-energy physics, such as the collision experiments carried out in particle accelerators like CERN. This is the third joint publication between the group in Trinity and Prof. Faxian Xiu at Fudan University in Shanghai, who approached Prof Sanvito to provide theory support for their experimental activity based on his previous publications and international reputation in the field of theoretical physics.

Prof Stefano Sanvito, Principal Investigator at the Science Foundation Ireland funded AMBER (Advanced Materials and BioEngineering Research) centre based at Trinity and the CRANN Institute and Professor in Trinity's School of Physics said, "This is a very exciting breakthrough because until now, nobody has ever discovered an object whose mass can be switched on or off by applying an external stimulus. Every physical object has a mass, which is a measure of the object's resistance to a change in its direction or speed, once a force is applied. While we can easily push a light-mass shopping trolley, we cannot move a heavy-mass 6-wheel lorry by simply pushing. However, there are some examples in Nature of objects not having a mass. These include photons, the elementary particles discovered by Einstein responsible for carrying light, and neutrinos, produced in the sun as a result of thermonuclear reactions. We have demonstrated for the first time one way in which mass can be generated in a material. In principle the external stimulus that enabled this, the magnetic field, could be replaced with some other stimulus and perhaps applied long-term in the development of more sophisticated sensors or actuators. It is impossible to say what this could mean, but like any fundamental discovery in physics, the importance is in its discovery."

He continued, "It has been very satisfying to continue to work with Prof Xiu in Shanghai. While his group are experts in growing and characterizing materials such as ZrTe₅ which are very difficult to make, my group has the expertise in the theoretical interpretation. The measurements were carried out in Fudan and at the Wuhan National High Magnetic Field Center in China, while the Dublin team provided the theoretical explanation for the finding. This has been a very fruitful collaboration and we have a number of other publications in progress".

The team studied what happened to the current passing through the exotic material zirconium pentatelluride (ZrTe₅) when exposed to a very high magnetic field.

Measuring a current in a high magnetic field is a standard way of characterising the material's electronic structure. In the absence of a magnetic field the current flows easily through ZrTe₅. This is because in ZrTe₅ the electrons responsible for the current have no mass. However, when a magnetic field of 60 Tesla is applied (a million times more intense than the earth's magnetic field) the current is drastically reduced and the electrons acquire a mass. An intense magnetic field in ZrTe₅ transforms slim and fast electrons into fat and slow ones. [12]

Electrons at the speed limit

Electronic components have become faster and faster over the years, thus making powerful computers and other technologies possible. Researchers at ETH Zurich have now investigated how fast electrons can ultimately be controlled with electric fields. Their insights are of importance for the petahertz electronics of the future.

Speed may not be witchcraft, but it is the basis for technologies that often seem like magic. Modern computers, for instance, are as powerful as they are because tiny switches inside them steer electric currents in fractions of a billionth of a second. The incredible data flows of the internet, on the other hand, are only possible because extremely fast electro-optic modulators can send information through fibre-optic cables in the shape of very short light pulses. Today's electronic circuits already routinely work at frequencies of several gigahertz (a billion oscillations per second) up to terahertz (a thousand billion oscillations). The next generation of electronics will therefore, sooner or later have to reach the realm of petahertz, which is a thousand times faster still. If and how electrons can be controlled that fast, however, is still largely unknown. In a groundbreaking experiment, a team led by ETH professor Ursula Keller has now investigated how electrons react to petahertz fields.

In their experiment, Keller and her collaborators exposed a tiny piece of diamond with a thickness of only 50 nanometres to an infrared laser pulse lasting a few femtoseconds (i.e., a millionth of a billionth of a second). The electric field of that laser light, having a frequency of about half a petahertz, oscillated back and forth five times in that short time and thus excited the electrons. Generally, the effect of electric fields on electrons in transparent materials can be measured indirectly by sending light through the material and then observing how strongly the material absorbs it. Whereas such measurements are easy for constant electric fields, the extremely rapidly oscillating fields of a laser beam pose a difficult challenge to the researchers. In principle, the light used for measuring the absorption should only be switched on for a fraction of the oscillation period of the electric field. That, in turn, means that a probe pulse may only last less than a femtosecond. Moreover, the oscillation phase of the electric field of the laser pulse has to be known exactly when the probe pulse is switched on.

Groundwork from the 1990's

Keller's team performed the groundwork for the solution of these problems already in the late 1990's. "At the time we were the first to show how the oscillatory phase of a femtosecond laser pulse can be precisely stabilized", Keller explains, "which, in turn, is a prerequisite for producing

attosecond laser pulses". That technique has since been refined and today allows the researchers to realize light pulses in the extreme ultraviolet, with wavelengths around 30 nanometres, that only last a fraction of a femtosecond and are also synchronized with the oscillatory phase of an infrared pulse. In their recent experiments the researchers at ETH used such a harnessed team of laser pulses to excite the electrons in the diamond with the electric field of the infrared pulse and, at the same time, to measure the resulting absorption changes with the ultraviolet attosecond pulse. They observed, indeed, that the absorption varied characteristically following the rhythm of the oscillating electric field of the infrared pulse.

In order to understand the details of what went on inside the diamond, however, some more detective work was necessary. First, a team of researchers led by Katsuhiko Yabana at Tsukuba University in Japan in collaboration with the physicists at ETH simulated the reaction of the electrons in diamond to the infrared pulse using a supercomputer, finding the same behaviour of the absorption that was measured in Zurich. Those simulations included the complex interplay between the electrons and the crystal lattice of diamond, which results in a large number of so-called energy bands which the electrons can occupy. "The advantage of the simulations compared to the experiment, however, is that several of the effects that occur in real diamond can be switched on or off", says Matteo Lucchini, a postdoc in Keller's group, "so that eventually we were able to ascribe the characteristic absorption behaviour of diamond to just two such energy bands."

Speed limit in the petahertz realm

It was that realization that, in the end, was crucial for the interpretation of the experimental data. The researchers were able to conclude that the dynamical Franz-Keldysh effect was responsible for the absorption in diamond under the influence of the infrared laser pulse. Whereas the Franz-Keldysh effect for static electric fields has been known and well understood for several years, its dynamical counterpart for extremely rapidly oscillating fields had not been observed until now. "The fact that we could still see that effect even at petahertz excitation frequencies confirmed that the electrons could, indeed, be influenced at the speed limit of the laser field", explains Lukas Gallmann, a Senior Scientist in Keller's lab. The dynamical interaction is also of fundamental interest as it appears in a regime that is neither dominated by quantum mechanical nor by classical light-matter interactions. This means that two kinds of physical effects simultaneously play a role: those in which light acts as energy quanta (photons), and those in which it is represented by a classical electromagnetic field. The work now published has shown that the reaction of the material to the optical field is dominated by the motion of the electrons in a single energy band rather than by transitions between different bands. In similar experiments it had been unclear up to now what exactly was going on, but the experiment at ETH has now settled that question.

It may still be a long way from this point to the realization of petahertz electronics, and other physical effects might still limit device performance. Gallmann points out, however, that the new results are relevant in several respects, showing, as they do, that at such high frequencies electrons can still be steered and switched with electric fields. "Diamond is an important

material that is used in a variety of technologies ranging from opto-mechanics to biosensors", Lucchini adds. "A detailed understanding of the interaction with light fields, which we have demonstrated now, is therefore fundamental." [11]

New tabletop instrument tests electron mobility for next-generation electronics

The National High Magnetic Field Laboratory, with facilities in Florida and New Mexico, offers scientists access to enormous machines that create record-setting magnetic fields. The strong magnetic fields help researchers probe the fundamental structure of materials to better understand and manipulate their properties. Yet large-scale facilities like the MagLab are scarce, and scientists must compete with others for valuable time on the machines.

Now researchers from the United Kingdom, in collaboration with industry partners from Germany, have built a tabletop instrument that can perform measurements that were only previously possible at large national magnet labs. The measurements will help in the development of next generation electronic devices employing 2-D materials, said Ben Spencer, a post-doctoral research associate working in Darren Graham's group at the University of Manchester's Photon Science Institute, who helped develop the new instrument.

The researchers describe their work in a paper in the journal *Applied Physics Letters*.

Since the 1950s, experiments conducted with magnetic fields have played a pivotal role in the development of semiconductor devices—like transistors and light-emitting diodes—that have changed the world.

One magnetic field technique is called cyclotron resonance. In a magnetic field, the charged particles in a material start to move in circles around the magnetic field lines. The orbiting particles interact with light differently depending on properties like their mass, concentration, and on how easily they move through the material. By shining light on the material in the magnetic field and recording what frequency and how much light is absorbed, scientists can learn important information about how easily charged particles move, a critical property in electronic devices.

New tabletop instrument tests electron mobility for next-generation electronics

The magnetic coil at the heart of the system was developed by Professor Hiroyuki Nojiri at the Institute of Materials Research, Tohoku University (Japan). It produces a pulsed magnetic field of up to 30 Tesla. Credit: S. Hammersley, The University of Manchester

One of the main obstacles to wide-spread use of cyclotron resonance is that some materials require an extremely high magnetic field to get the charged particles to move fast enough to interact with the light.

Recently researchers created a small, high-powered magnet that can generate fields of around 30 Tesla, about 600,000 times stronger than the Earth's magnetic field and 20 times stronger than the MRI scanners typically used in hospitals.

The new magnet is compact enough for a tabletop machine, yet the magnet can only generate a field in short pulses that each last for a fleeting one-hundredth of a second.

"The challenge in doing cyclotron resonance with these pulsed magnets is being able to record your data within the brief time period that the magnet is on," Spencer said. "The breakthrough we have made is in the measurement technique."

Spencer and his colleagues used an approach called an asynchronous optical sampling technique to increase the number of measurements during one pulse to around 100. Previous experiments with a similar magnet system were limited to four measurements per pulse.

The team worked with researchers from Laser Quantum, a laser manufacturer, to incorporate ultrafast lasers into the new instrument. The "Taccor" lasers they used run at repetition rates of 1 billion cycles per second, more than 10 times higher than the typical repetition rates for ultrafast laser systems, Spencer said. The fast laser allowed data acquisition times on the order of one ten-thousandth of a second, which meant up to a hundred measurements could be taken during the transient magnet pulse.

"It is this leap forward that will now enable routine cyclotron resonance measurements on a tabletop in a laboratory environment," Spencer said.

The team tested their system by measuring the properties of electrons at the interface of the two semiconductors AlGa_N and Ga_N. Such interfaces could form an important part of new, energy-saving transistors.

"This work is feeding into a programme of work at Cambridge University on developing AlGa_N/Ga_N-based high electron mobility transistors. These promise much lower power consumption than current devices, which will ultimately lead to energy savings in a wide range of consumer electronic devices. We are also starting to investigate a range of other two-dimensional materials using this instrument, including the new wonder 2-D material graphene," Graham said.

Ultimately, the team hopes their new instrument could facilitate rapid progress in many areas of semiconductor device development. The system can be easily moved to different universities, and it makes it easy to think of a measurement, and simply perform it the next day, without having to apply for time at a national magnet facility, the researchers say.

"We're sure that when people realise that we can do such measurements in the lab they will be lining up to use our instrument. We've already been contacted by several groups interested in having measurements made on their samples," Graham said. [10]

Inverse spin Hall effect: A new way to get electricity from magnetism

By showing that a phenomenon dubbed the "inverse spin Hall effect" works in several organic semiconductors - including carbon-60 buckyballs - University of Utah physicists changed magnetic "spin current" into electric current. The efficiency of this new power conversion method isn't yet known, but it might find use in future electronic devices including batteries, solar cells and computers.

"This paper is the first to demonstrate the inverse spin Hall effect in a range of organic semiconductors with unprecedented sensitivity," although a 2013 study by other researchers demonstrated it with less sensitivity in one such material, says Christoph Boehme, a senior author of the study published April 18 in the journal Nature Materials.

"The inverse spin Hall effect is a remarkable phenomenon that turns so-called spin current into an electric current. The effect is so odd that nobody really knows what this will be used for eventually, but many technical applications are conceivable, including very odd new power-conversion schemes," says Boehme, a physics professor.

His fellow senior author, distinguished professor Z. Valy Vardeny, says that by using pulses of microwaves, the inverse spin Hall effect and organic semiconductors to convert spin current into electricity, this new electromotive force generates electrical current in a way different than existing sources.

Coal, gas, hydroelectric, wind and nuclear plants all use dynamos to convert mechanical force into magnetic-field changes and then electricity. Chemical reactions power modern batteries and solar cells convert light to electrical current. Converting spin current into electrical current is another method.

Scientists already are developing such devices, such as a thermoelectric generator, using traditional inorganic semiconductors. Vardeny says organic semiconductors are promising because they are cheap, easily processed and environmentally friendly. He notes that both organic solar cells and organic LED (light-emitting diode) TV displays were developed even though silicon solar cells and nonorganic LEDs were widely used.

A new way to get electricity from magnetism

Vardeny and Boehme stressed that the efficiency at which organic semiconductors convert spin current to electric current remains unknown, so it is too early to predict the extent to which it might one day be used for new power conversion techniques in batteries, solar cells, computers, phones and other consumer electronics.

"I want to invoke a degree of caution," Boehme says. "This is a power conversion effect that is new and mostly unstudied."

Boehme notes that the experiments in the new study converted more spin current to electrical current than in the 2013 study, but Vardeny cautioned the effect still "would have to be scaled up many times to produce voltages equivalent to household batteries."

The new study was funded by the National Science Foundation and the University of Utah-NSF Materials Research Science and Engineering Center. Study co-authors with Vardeny and Boehme were these University of Utah physicists: research assistant professors Dali Sun and Hans Malissa, postdoctoral researchers Kipp van Schooten and Chuang Zhang, and graduate students Marzieh Kavand and Matthew Groesbeck.

From spin current to electric current

Just as atomic nuclei and the electrons that orbit them carry electrical charges, they also have another inherent property: spin, which makes them behave like tiny bar magnets that can point north or south.

Electronic devices store and transmit information using the flow of electricity in the form of electrons, which are negatively charged subatomic particles. The zeroes and ones of computer binary code are represented by the absence or presence of electrons within silicon or other nonorganic semiconductors.

Spin electronics - spintronics - holds promise for faster, cheaper computers, better electronics and LEDs for displays, and smaller sensors to detect everything from radiation to magnetic fields.

The inverse spin Hall effect first was demonstrated in metals in 2008, and then in nonorganic semiconductors, Vardeny says. In 2013, researchers elsewhere showed it occurred in an organic semiconductor named PEDOT:PSS when it was exposed to continuous microwaves that were relatively weak to avoid frying the semiconductor. [9]

New electron spin secrets revealed: Discovery of a novel link between magnetism and electricity

The findings reveal a novel link between magnetism and electricity, and may have applications in electronics.

The electric current generation demonstrated by the researchers is called charge pumping. Charge pumping provides a source of very high frequency alternating electric currents, and its magnitude and external magnetic field dependency can be used to detect magnetic information.

The findings may, therefore, offer new and exciting ways of transferring and manipulating data in electronic devices based on spintronics, a technology that uses electron spin as the foundation for information storage and manipulation.

The research findings are published as an Advance Online Publication (AOP) on Nature Nanotechnology's website on 10 November 2014.

Spintronics has already been exploited in magnetic mass data storage since the discovery of the giant magnetoresistance (GMR) effect in 1988. For their contribution to physics, the discoverers of GMR were awarded the Nobel Prize in 2007.

The basis of spintronics is the storage of information in the magnetic configuration of ferromagnets and the read-out via spin-dependent transport mechanisms.

"Much of the progress in spintronics has resulted from exploiting the coupling between the electron spin and its orbital motion, but our understanding of these interactions is still immature. We need to know more so that we can fully explore and exploit these forces," says Arne Brataas, professor at NTNU and the corresponding author for the paper.

An electron has a spin, a seemingly internal rotation, in addition to an electric charge. The spin can be up or down, representing clockwise and counterclockwise rotations.

Pure spin currents are charge currents in opposite directions for the two spin components in the material.

It has been known for some time that rotating the magnetization in a magnetic material can generate pure spin currents in adjacent conductors.

However, pure spin currents cannot be conventionally detected by a voltmeter because of the cancellation of the associated charge flow in the same direction.

A secondary spin-charge conversion element is then necessary, such as another ferromagnet or a strong spin-orbit interaction, which causes a spin Hall effect.

Brataas and his collaborators have demonstrated that in a small class of ferromagnetic materials, the spin-charge conversion occurs in the materials themselves.

The spin currents created in the materials are thus directly converted to charge currents via the spin-orbit interaction.

In other words, the ferromagnets function intrinsically as generators of alternating currents driven by the rotating magnetization.

"The phenomenon is a result of a direct link between electricity and magnetism. It allows for the possibility of new nano-scale detection techniques of magnetic information and for the generation of very high-frequency alternating currents," Brataas says. [8]

Simple Experiment

Everybody can repeat my physics teacher's - Nándor Toth - middle school experiment, placing aluminum folios in form V upside down on the electric wire with static electric current, and seeing them open up measuring the electric potential created by the charge distribution, caused by the acceleration of the electrons.

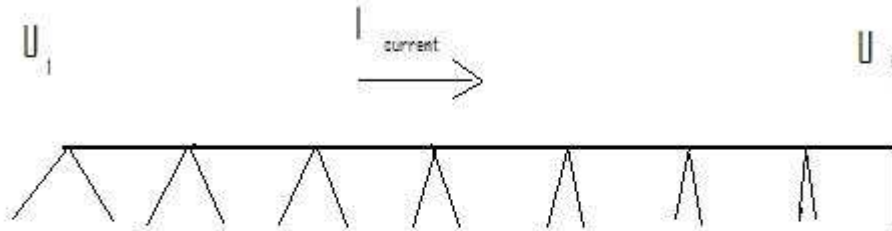


Figure 1.) Aluminium folios shows the charge distribution on the electric wire

He wanted to show us that the potential decreasing linearly along the wire and told us that in the beginning of the wire it is lowering harder, but after that the change is quite linear.

You will see that the folios will draw a parabolic curve showing the charge distribution along the wire, since the way of the accelerated electrons in the wire is proportional with the square of time. The free external charges are moving along the wire, will experience this charge distribution caused electrostatic force and repelled if moving against the direction of the electric current and attracted in the same direction – the magnetic effect of the electric current.

Uniformly accelerated electrons of the steady current

In the steady current $I = dq/dt$, the q electric charge crossing the electric wire at any place in the same time is constant. This does not require that the electrons should move with a constant v velocity and does not exclude the possibility that under the constant electric force created by the $E = -dU/dx$ potential changes the electrons could accelerating.

If the electrons accelerating under the influence of the electric force, then they would arrive to the $x = 1/2 at^2$ in the wire. The $dx/dt = at$, means that every second the accelerating q charge will take a linearly growing length of the wire. For simplicity if $a=2$ then the electrons would found in the wire at $x = 1, 4, 9, 16, 25 \dots$, which means that the dx between them should be $3, 5, 7, 9 \dots$, linearly increasing the volume containing the same q electric charge. It means that the density of the electric charge decreasing linearly and as the consequence of this the U field is decreasing linearly as expected: $-dU/dx = E = \text{const.}$

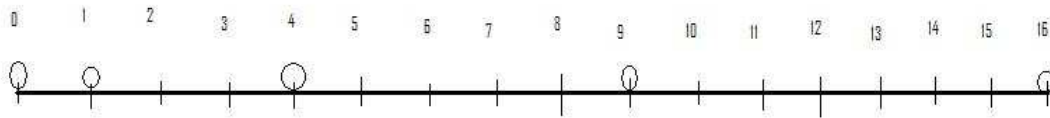


Figure 2.) The accelerating electrons created charge distribution on the electric wire

This picture remembers the Galileo's Slope of the accelerating ball, showed us by the same teacher in the middle school, some lectures before. I want to thank him for his enthusiastic and impressive lectures, giving me the associating idea between the Galileo's Slope and the accelerating charges of the electric current.

We can conclude that the electrons are accelerated by the electric U potential, and with this accelerated motion they are maintaining the linear potential decreasing of the U potential along they movement. Important to mention, that the linearly decreasing charge density measured in the referential frame of the moving electrons. Along the wire in its referential frame the charge density lowering parabolic, since the charges takes way proportional with the square of time.

The decreasing U potential is measurable, simply by measuring it at any place along the wire. One of the simple visualizations is the aluminum foils placed on the wire opening differently depending on the local charge density. The static electricity is changing by parabolic potential giving the equipotential lines for the external moving electrons in the surrounding of the wire.

Magnetic effect of the decreasing U electric potential

One q electric charge moving parallel along the wire outside of it with velocity v would experience a changing U electric potential along the wire. If it experiencing an emerging potential, it will repel the charge, in case of decreasing U potential it will move closer to the

wire. This radial electric field will move the external electric charge on the parabolic curve, on the equipotential line of the accelerated charges of the electric current. This is exactly the magnetic effect of the electric current. A constant force, perpendicular to the direction of the movement of the matter will change its direction to a parabolic curve.

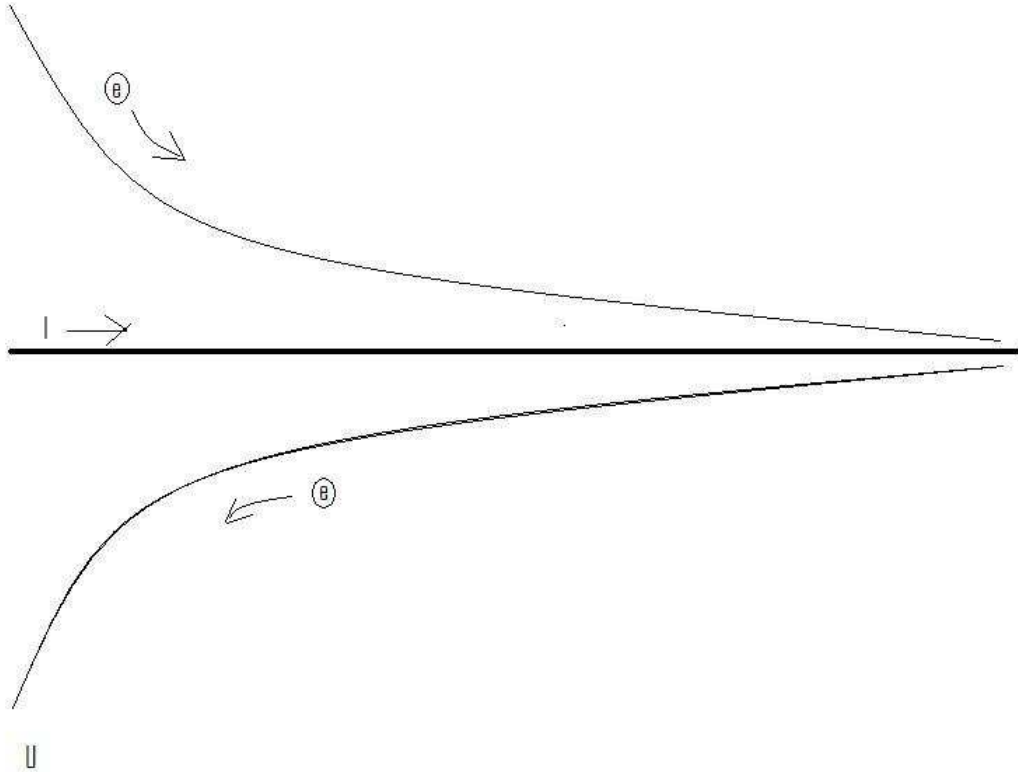


Figure 3.) Concentric parabolic equipotential surfaces around the electric wire causes the magnetic effect on the external moving charges

Considering that the magnetic effect is $\underline{F} = q \underline{v} \times \underline{B}$, where the \underline{B} is concentric circle around the electric wire, it is an equipotential circle of the accelerating electrons caused charge distribution. Moving on this circle there is no electric and magnetic effect for the external charges, since $\underline{v} \times \underline{B} = \underline{0}$. Moving in the direction of the current the electric charges crosses the biggest potential change, while in any other direction – depending on the angle between the current and velocity of the external charge there is a modest electric potential difference, giving exactly the same force as the $\underline{v} \times \underline{B}$ magnetic force.

Getting the magnetic force from the $\underline{F} = d\underline{p}/dt$ equation we will understand the magnetic field velocity dependency. Finding the appropriate trajectory of the moving charges we need simply get it from the equipotential lines on the equipotential surfaces, caused by the accelerating charges of the electric current. We can prove that the velocity dependent force causes to move the charges on the equipotential surfaces, since the force due to the potential difference

according to the velocity angle – changing only the direction, but not the value of the charge's velocity.

The work done on the charge and the Hamilton Principle

One basic feature of magnetism is that, in the vicinity of a magnetic field, a moving charge will experience a force. Interestingly, the force on the charged particle is always perpendicular to the direction it is moving. Thus magnetic forces cause charged particles to change their direction of motion, but they do not change the speed of the particle. This property is used in high-energy particle accelerators to focus beams of particles which eventually collide with targets to produce new particles. Another way to understand this is to realize that if the force is perpendicular to the motion, then no work is done. Hence magnetic forces do no work on charged particles and cannot increase their kinetic energy. If a charged particle moves through a constant magnetic field, its speed stays the same, but its direction is constantly changing. [2]

In electrostatics, the work done to move a charge from any point on the equipotential surface to any other point on the equipotential surface is zero since they are at the same potential. Furthermore, equipotential surfaces are always perpendicular to the net electric field lines passing through it. [3]

Consequently the work done on the moving charges is zero in both cases, proving that they are equal forces, that is they are the same force.

The accelerating charges self-maintaining potential equivalent with the Hamilton Principle and the Euler-Lagrange equation. [4]

The Magnetic Vector Potential

Also the \underline{A} magnetic vector potential gives the radial parabolic electric potential change of the charge distribution due to the acceleration of electric charges in the electric current.

Necessary to mention that the \underline{A} magnetic vector potential is proportional with \underline{a} , the acceleration of the charges in the electric current although this is not the only parameter.

The \underline{A} magnetic vector potential is proportional with $I = dQ/dt$ electric current, which is proportional with the strength of the charge distribution along the wire. Although it is proportional also with the U potential difference $I = U/R$, but the R resistivity depends also on the cross-sectional area, that is bigger area gives stronger I and \underline{A} . [7] This means that the bigger potential differences with smaller cross-section can give the same I current and \underline{A} vector potential, explaining the gauge transformation.

Since the magnetic field B is defined as the curl of \underline{A} , and the curl of a gradient is identically zero, then any arbitrary function which can be expressed as the gradient of a scalar function may be added to A without changing the value of B obtained from it. That is, A' can be freely substituted for A where

$$\vec{A}' = \vec{A} + \vec{\nabla}\phi$$

Such transformations are called gauge transformations, and there have been a number of "gauges" that have been used to advantage in specific types of calculations in electromagnetic theory. [5]

Since the potential difference and the vector potential both are in the direction of the electric current, this gauge transformation could explain the self-maintaining electric potential of the accelerating electrons in the electric current. Also this is the source of the special and general relativity.

The Constant Force of the Magnetic Vector Potential

Moving on the parabolic equipotential line gives the same result as the constant force of gravitation moves on a parabolic line with a constant velocity moving body.

Electromagnetic four-potential

The electromagnetic four-potential defined as:

SI units	cgs units
$A^\alpha = (\phi/c, \mathbf{A})$	$A^\alpha = (\phi, \mathbf{A})$

in which ϕ is the electric potential, and \mathbf{A} is the magnetic vector potential. [6] This is appropriate with the four-dimensional space-time vector (T, \mathbf{R}) and in stationary current gives that the potential difference is constant in the time dimension and vector potential (and its curl, the magnetic field) is constant in the space dimensions.

Magnetic induction

Increasing the electric current I causes increasing magnetic field \mathbf{B} by increasing the acceleration of the electrons in the wire. Since $I=at$, if the acceleration of electrons is growing, then the charge density dQ/dl will decrease in time, creating a $-\mathbf{E}$ electric field. Since the resistance of the wire is constant, only increasing U electric potential could cause an increasing electric current $I=U/R=dQ/dt$. The charge density in the static current changes linear in the time coordinates. Changing its value in time will cause a static electric force, negative to the accelerating force change. This explains the relativistic changing mass of the charge in time also.

Necessary to mention that decreasing electric current will decrease the acceleration of the electrons, causing increased charge density and \mathbf{E} positive field.

The electric field is a result of the geometric change of the \mathbf{U} potential and the timely change of the \mathbf{A} magnetic potential:

$$\mathbf{E} = -d\mathbf{A}/dt - d\mathbf{U}/dr$$

$$\mathbf{B} = \nabla \times \mathbf{A}, \quad \mathbf{E} = -\nabla\phi - \frac{\partial \mathbf{A}}{\partial t},$$

The acceleration of the electric charges proportional with the \mathbf{A} magnetic vector potential in the electric current and also their time dependence are proportional as well. Since the \mathbf{A} vector potential is appears in the equation, the proportional \mathbf{a} acceleration will satisfy the same equation.

Since increasing acceleration of charges in the increasing electric current the result of increasing potential difference, creating a decreasing potential difference, the electric and magnetic vector potential are changes by the next wave - function equations:

$$\frac{1}{c^2} \frac{\partial^2 \varphi}{\partial t^2} - \nabla^2 \varphi = \frac{\rho}{\epsilon_0}$$

$$\nabla^2 \mathbf{A} - \frac{1}{c^2} \frac{\partial^2 \mathbf{A}}{\partial t^2} = -\mu_0 \mathbf{J}$$

The simple experiment with periodical changing \mathbf{U} potential and \mathbf{I} electric current will move the aluminium folios with a moving wave along the wire.

The Lorentz gauge says exactly that the accelerating charges are self maintain their accelerator fields and the divergence (source) of the \mathbf{A} vector potential is the timely change of the electric potential.

$$\nabla \cdot \vec{A} + \frac{1}{c^2} \frac{\partial \varphi}{\partial t} = 0.$$

Or

$$\vec{E} = -\nabla \varphi - \frac{\partial \vec{A}}{\partial t}.$$

The timely change of the \mathbf{A} vector potential, which is the proportionally changing acceleration of the charges will produce the negative electric field.

Lorentz transformation of the Special Relativity

In the referential frame of the accelerating electrons the charge density lowering linearly because of the linearly growing way they takes every next time period. From the referential frame of the wire there is a parabolic charge density lowering.

The difference between these two referential frames, namely the referential frame of the wire and the referential frame of the moving electrons gives the relativistic effect. Important to say that the moving electrons presenting the time coordinate, since the electrons are taking linearly increasing way every next time period, and the wire presenting the geometric coordinate.

The Lorentz transformations are based on moving light sources of the Michelson - Morley experiment giving a practical method to transform time and geometric coordinates without explaining the source of this mystery.

The real mystery is that the accelerating charges are maintaining the accelerating force with their charge distribution locally. The resolution of this mystery that the charges are simply the results of the diffraction patterns, that is the charges and the electric field are two sides of the same thing. Otherwise the charges could exceed the velocity of the electromagnetic field.

The increasing mass of the electric charges the result of the increasing inductive electric force acting against the accelerating force. The decreasing mass of the decreasing acceleration is the result of the inductive electric force acting against the decreasing force. This is the relativistic mass change explanation, especially importantly explaining the mass reduction in case of velocity decrease.

Heisenberg Uncertainty Relation

In the atomic scale the Heisenberg uncertainty relation gives the same result, since the moving electron in the atom accelerating in the electric field of the proton, causing a charge distribution on Δx position difference and with a Δp momentum difference such a way that they product is about the half Planck reduced constant. For the proton this Δx much less in the nucleon, than in the orbit of the electron in the atom, the Δp is much higher because of the greater proton mass.

This means that the electron and proton are not point like particles, but has a real charge distribution.

Wave – Particle Duality

The accelerating electrons explains the wave – particle duality of the electrons and photons, since the elementary charges are distributed on Δx position with Δp impulse and creating a wave packet of the electron. The photon gives the electromagnetic particle of the

mediating force of the electrons electromagnetic field with the same distribution of wavelengths.

Atomic model

The constantly accelerating electron in the Hydrogen atom is moving on the equipotential line of the proton and its kinetic and potential energy will be constant. Its energy will change only when it is changing its way to another equipotential line with another value of potential energy or getting free with enough kinetic energy. This means that the Rutherford-Bohr atomic model is right and only the changing acceleration of the electric charge causes radiation, not the steady acceleration. The steady acceleration of the charges only creates a centric parabolic steady electric field around the charge, the magnetic field. This gives the magnetic moment of the atoms, summing up the proton and electron magnetic moments caused by their circular motions and spins.

Fermions' spin

The moving charges are accelerating, since only this way can self maintain the electric field causing their acceleration. The electric charge is not point like! This constant acceleration possible if there is a rotating movement changing the direction of the velocity. This way it can accelerate forever without increasing the absolute value of the velocity in the dimension of the time and not reaching the velocity of the light.

The Heisenberg uncertainty relation says that the minimum uncertainty is the value of the spin: $1/2 \hbar = dx dp$ or $1/2 \hbar = dt dE$, that is the value of the basic energy status, consequently related to the m_0 inertial mass of the fermions.

The photon's 1 spin value and the electric charges 1/2 spin gives us the idea, that the electric charge and the electromagnetic wave two sides of the same thing, $1/2 - (-1/2) = 1$.

Fine structure constant

The Planck constant was first described as the proportionality constant between the energy E of a photon and the frequency ν of its associated electromagnetic wave. This relation between the energy and frequency is called the Planck relation or the Planck–Einstein equation:

$$E = h\nu .$$

Since the frequency ν , wavelength λ , and speed of light c are related by $\lambda\nu = c$, the Planck relation can also be expressed as

$$E = \frac{hc}{\lambda}$$

Since this is the source of the Planck constant, the e electric charge countable from the Fine structure constant. This also related to the Heisenberg uncertainty relation, saying that the mass of the proton should be bigger than the electron mass because of the difference between their wavelengths, since $E = mc^2$.

The expression of the fine-structure constant becomes the abbreviated

$$\alpha = \frac{e^2}{\hbar c}$$

This is a dimensionless constant expression, 1/137 commonly appearing in physics literature.

This means that the electric charge is a result of the electromagnetic waves diffractions, consequently the proton – electron mass rate is the result of the equal intensity of the corresponding electromagnetic frequencies in the Planck distribution law.

Planck Distribution Law

The Planck distribution law explains the different frequencies of the proton and electron, giving equal intensity to different lambda wavelengths! The weak interaction transforms an electric charge in the diffraction pattern from one side to the other side, causing an electric dipole momentum change, which violates the CP and time reversal symmetry.

The Planck distribution law is temperature dependent and it should be true locally and globally. I think that Einstein's energy-matter equivalence means some kind of existence of electromagnetic oscillations enabled by the temperature, creating the different matter formulas, atoms, molecules, crystals, dark matter and energy.

One way dividing the proton to three parts is, dividing his oscillation by the three direction of the space. We can order 1/3 e charge to each coordinates and 2/3 e charge to one plane oscillation, because the charge is scalar. In this way the proton has two +2/3 e plane oscillation and one linear oscillation with -1/3 e charge. The colors of quarks are coming from the three directions of coordinates and the proton is colorless. [1]

Electromagnetic inertia and Gravitational attraction

Since the magnetic induction creates a negative electric field as a result of the changing acceleration, it works as an electromagnetic changing mass.

It looks clear that the growing acceleration results the relativistic growing mass - limited also with the velocity of the electromagnetic wave.

The negatively changing acceleration causes a positive electric field, working as a decreasing mass.

Since $E = h\nu$ and $E = mc^2$, $m = h\nu / c^2$ that is the m depends only on the ν frequency. It means that the mass of the proton and electron are electromagnetic and the result of the electromagnetic induction, caused by the changing acceleration of the spinning and moving charge! It could be that the m_0 inertial mass is the result of the spin, since this is the only accelerating motion of the electric charge. Since the accelerating motion has different frequency for the electron in the atom and the proton, they masses are different, also as the wavelengths on both sides of the diffraction pattern, giving equal intensity of radiation.

If the mass is electromagnetic, then the gravitation is also electromagnetic effect caused by the magnetic effect between the same charges, they would attract each other if they are moving parallel by the magnetic effect.

The Planck distribution law explains the different frequencies of the proton and electron, giving equal intensity to different lambda wavelengths. Also since the particles are diffraction patterns they have some closeness to each other – can be seen as the measured effect of the force of the gravitation, since the magnetic effect depends on this closeness. This way the mass and the magnetic attraction depend equally on the wavelength of the electromagnetic waves.

Conclusions

The generation and modulation of high-frequency currents are central wireless communication devices such as mobile phones, WLAN modules for personal computers, Bluetooth devices and future vehicle radars. [8]

Needless to say that the accelerating electrons of the steady stationary current are a simple demystification of the magnetic field, by creating a decreasing charge distribution along the wire, maintaining the decreasing U potential and creating the \underline{A} vector potential experienced by the electrons moving by \underline{v} velocity relative to the wire. This way it is easier to understand also the time dependent changes of the electric current and the electromagnetic waves as the resulting fields moving by c velocity.

There is a very important law of the nature behind the self maintaining \underline{E} accelerating force by the accelerated electrons. The accelerated electrons created electromagnetic fields are so natural that they occur as electromagnetic waves traveling with velocity c. It shows that the electric charges are the result of the electromagnetic waves diffraction.

One of the most important conclusions is that the electric charges are moving in an accelerated way and even if their velocity is constant, they have an intrinsic acceleration anyway, the so called spin, since they need at least an intrinsic acceleration to make possible their movement. The bridge between the classical and quantum theory is based on this intrinsic acceleration of the spin, explaining also the Heisenberg Uncertainty Principle. The particle – wave duality of the electric charges and the photon makes certain that they are both sides of the same thing. Basing the gravitational force on the magnetic force and the Planck Distribution Law of the electromagnetic waves caused diffraction gives us the basis to build a Unified Theory of the physical interactions.

References

- [1] 3 Dimensional String Theory
Author: George Rajna
Publisher: academia.edu
http://www.academia.edu/3834454/3_Dimensional_String_Theory
- [2] Magnetic forces on moving charges
http://theory.uwinnipeg.ca/mod_tech/node93.html
- [3] Equipotential surface
http://en.wikipedia.org/wiki/Equipotential_surface
- [4] Hamilton Principle
http://en.wikipedia.org/wiki/Hamilton%27s_principle
- [5] Magnetic Vector Potential
<http://hyperphysics.phy-astr.gsu.edu/hbase/magnetic/magvec.html>
- [6] Electromagnetic four-potential
http://en.wikipedia.org/wiki/Electromagnetic_four-potential
- [7] http://en.wikipedia.org/wiki/Electrical_resistivity_and_conductivity
- [8] New electron spin secrets revealed: Discovery of a novel link between magnetism and electricity
<http://phys.org/news/2014-11-electron-secrets-revealed-discovery-link.html>
- [9] Inverse spin Hall effect: A new way to get electricity from magnetism
<http://phys.org/news/2016-04-inverse-hall-effect-electricity-magnetism.html>
- [10] New tabletop instrument tests electron mobility for next-generation electronics
<http://phys.org/news/2016-05-tabletop-instrument-electron-mobility-next-generation.html>

[11] Electrons at the speed limit

<http://phys.org/news/2016-08-electrons-limit.html>

[12] Electrons with no mass acquire a mass in the presence of a high magnetic field

<http://phys.org/news/2016-08-electrons-mass-presence-high-magnetic.html>