

# Autonomous Quantum Error Correction

*It might be said that the most difficult part of building a quantum computer is not figuring out how to make it compute, but rather finding a way to deal with all of the errors that it inevitably makes. Errors arise because of the constant interaction between the qubits and their environment, which can result in photon loss, which in turn causes the qubits to randomly flip to an incorrect state. [16]*

*Quantum mechanics, with its counter-intuitive rules for describing the behavior of tiny particles like photons and atoms, holds great promise for profound advances in the security and speed of how we communicate and compute. [15]*

*University of Oregon physicists have combined light and sound to control electron states in an atom-like system, providing a new tool in efforts to move toward quantum-computing systems. [14]*

*Researchers from the Institute for Quantum Computing at the University of Waterloo and the National Research Council of Canada (NRC) have, for the first time, converted the color and bandwidth of ultrafast single photons using a room-temperature quantum memory in diamond. [13]*

*One promising approach for scalable quantum computing is to use an all-optical architecture, in which the qubits are represented by photons and manipulated by mirrors and beam splitters. So far, researchers have demonstrated this method, called Linear Optical Quantum Computing, on a very small scale by performing operations using just a few photons. In an attempt to scale up this method to larger numbers of photons, researchers in a new study have developed a way to fully integrate single-photon sources inside optical circuits, creating integrated quantum circuits that may allow for scalable optical quantum computation. [12]*

*Spin-momentum locking might be applied to spin photonics, which could hypothetically harness the spin of photons in devices and circuits. Whereas microchips use electrons to perform computations and process information, photons are limited primarily to communications, transmitting data over optical fiber. However, using the spin of light waves could make possible devices that integrate electrons and photons to perform logic and memory operations. [11]*

*Researchers at the University of Ottawa observed that twisted light in a vacuum travels slower than the universal physical constant established as the speed of light by Einstein's theory of relativity. Twisted light, which turns*

*around its axis of travel much like a corkscrew, holds great potential for storing information for quantum computing and communications applications. [10]*

*We demonstrated the feasibility and the potential of a new approach to making a quantum computer. In our approach, we replace the qubits with qumodes. Our method is advantageous because the number of qumodes can be extremely large. This is the case, for instance, in hundred-thousand mode, octave-spanning optical frequency combs of carrier-envelope phase-locked classical femtosecond lasers. [9]*

*IBM scientists today unveiled two critical advances towards the realization of a practical quantum computer. For the first time, they showed the ability to detect and measure both kinds of quantum errors simultaneously, as well as demonstrated a new, square quantum bit circuit design that is the only physical architecture that could successfully scale to larger dimensions. [8]*

*Physicists at the Universities of Bonn and Cambridge have succeeded in linking two completely different quantum systems to one another. In doing so, they have taken an important step forward on the way to a quantum computer. To accomplish their feat the researchers used a method that seems to function as well in the quantum world as it does for us people: teamwork. The results have now been published in the "Physical Review Letters". [7]*

*While physicists are continually looking for ways to unify the theory of relativity, which describes large-scale phenomena, with quantum theory, which describes small-scale phenomena, computer scientists are searching for technologies to build the quantum computer.*

*The accelerating electrons explain not only the Maxwell Equations and the Special Relativity, but the Heisenberg Uncertainty Relation, the Wave-Particle Duality and the electron's spin also, building the Bridge between the Classical and Quantum Theories.*

*The Planck Distribution Law of the electromagnetic oscillators explains the electron/proton mass rate and the Weak and Strong Interactions by the diffraction patterns. The Weak Interaction changes the diffraction patterns by moving the electric charge from one side to the other side of the diffraction pattern, which violates the CP and Time reversal symmetry.*

*The diffraction patterns and the locality of the self-maintaining electromagnetic potential explains also the Quantum Entanglement, giving it as a natural part of the Relativistic Quantum Theory and making possible to build the Quantum Computer.*

## Contents

Preface.....	4
Autonomous quantum error correction method greatly increases qubit coherence times .....	4
Researchers create a first frequency comb of time-bin entangled qubits .....	6
Researchers use light and sound waves to control electron states.....	7
Changing the color of single photons in a diamond quantum memory .....	8
Quantum computing with single photons getting closer to reality .....	9
Spinning light waves might be 'locked' for photonics technologies .....	10
Observation of twisted optical beam traveling slower than the speed of light .....	11
Benefits of twisted light.....	12
Measuring the delay.....	12
Time- and frequency-resolved quantum optics for large-scale quantum computing .....	13
Scientists achieve critical steps to building first practical quantum computer .....	14
Detecting quantum errors.....	16
Next important step toward quantum computer.....	17
Absent-minded qDots .....	17
Conscientious ions.....	18
Quantum Computing .....	18
Quantum Entanglement .....	19
The Bridge .....	19
Accelerating charges .....	19
Relativistic effect .....	19
Heisenberg Uncertainty Relation.....	20
Wave – Particle Duality .....	20
Atomic model .....	20
The Relativistic Bridge.....	20
The weak interaction .....	21
The General Weak Interaction.....	22
Fermions and Bosons.....	22
Van Der Waals force .....	22
Electromagnetic inertia and mass.....	22
Electromagnetic Induction .....	22
Relativistic change of mass.....	23
The frequency dependence of mass .....	23

Electron – Proton mass rate .....	23
Gravity from the point of view of quantum physics .....	23
The Gravitational force .....	23
The Higgs boson .....	24
Higgs mechanism and Quantum Gravity .....	24
What is the Spin? .....	25
The Graviton .....	25
Conclusions .....	25
References .....	26

Author: George Rajna

## Preface

While physicists are continually looking for ways to unify the theory of relativity, which describes large-scale phenomena, with quantum theory, which describes small-scale phenomena, computer scientists are searching for technologies to build the quantum computer.

Using a square lattice, IBM is able to detect both types of quantum errors for the first time. This is the best configuration to add more qubits to scale to larger systems. [8]

Australian engineers detect in real-time the quantum spin properties of a pair of atoms inside a silicon chip, and disclose new method to perform quantum logic operations between two atoms. [5]

Quantum entanglement is a physical phenomenon that occurs when pairs or groups of particles are generated or interact in ways such that the quantum state of each particle cannot be described independently – instead, a quantum state may be given for the system as a whole. [4]

I think that we have a simple bridge between the classical and quantum mechanics by understanding the Heisenberg Uncertainty Relations. It makes clear that the particles are not point like but have a  $dx$  and  $dp$  uncertainty.

## Autonomous quantum error correction method greatly increases qubit coherence times

It might be said that the most difficult part of building a quantum computer is not figuring out how to make it compute, but rather finding a way to deal with all of the errors that it inevitably makes. Errors arise because of the constant interaction between the qubits and their environment, which can result in photon loss, which in turn causes the qubits to randomly flip to an incorrect state.

In order to flip the qubits back to their correct states, physicists have been developing an assortment of quantum error correction techniques. Most of them work by repeatedly making measurements

on the system to detect errors and then correct the errors before they can proliferate. These approaches typically have a very large overhead, where a large portion of the computing power goes to correcting errors.

In a new paper published in *Physical Review Letters*, Eliot Kapit, an assistant professor of physics at Tulane University in New Orleans, has proposed a different approach to quantum error correction. His method takes advantage of a recently discovered unexpected benefit of quantum noise: when carefully tuned, quantum noise can actually protect qubits against unwanted noise. Rather than actively measuring the system, the new method passively and autonomously suppresses and corrects errors, using relatively simple devices and relatively little computing power.

"The most interesting thing about my work is that it shows just how simple and small a fully error corrected quantum circuit can be, which is why I call the device the 'Very Small Logical Qubit,'" Kapit told *Phys.org*. "Also, the error correction is fully passive—unwanted error states are quickly repaired by engineered dissipation, without the need for an external computer to watch the circuit and make decisions. While this paper is a theoretical blueprint, it can be built with current technology and doesn't require any new insights to make it a reality."

The new passive error correction circuit consists of just two primary qubits, in contrast to the 10 or more qubits required in most active approaches. The two qubits are coupled to each other, and each one is also coupled to a "lossy" object, such as a resonator, that experiences photon loss.

"In the absence of any errors, there are a pair of oscillating photon configurations that are the 'good' logical states of the device, and they oscillate at a fixed frequency based on the circuit parameters," Kapit explained. "However, like all qubits, the qubits in the circuit are not perfect and will slowly leak photons into the environment. When a photon randomly escapes from the circuit, the oscillation is broken, at which point a second, passive error correction circuit kicks in and quickly inserts two photons, one which restores the lost photon and reconstructs the oscillating logical state, and the other is dumped to a lossy circuit element and quickly leaks back out of the system. The combination of careful tuning of the resonant frequencies of the circuit and adding photons two at a time to correct losses ensures that the passive error correction circuit can operate continuously but won't do anything to the two good qubits unless their oscillation has been broken by a photon loss."

The new method can correct photon loss errors at rates up to 10 times faster than those achieved by active, measurement-based methods. In addition, the passive method can partially suppress noise, so that there are fewer errors in the first place. In its current version, the method can correct only one error at a time, so if a second photon loss occurs before the correction is complete, the method cannot fix the resulting error.

All of this error correction leads to a significant increase in the qubit coherence time. The new method can improve this time by a factor of 40 or more compared to without any error correction, and this improvement is greatly needed in order to construct quantum computers. As Kapit explains, qubit coherence times are currently so short that millions of qubits would be required to build a useful quantum computer. Increasing the coherence times can reduce this number to something more feasible.

In the future, Kapit plans to integrate the new passive method with active, measurement-based methods to create a hybrid quantum error correction strategy, and investigate how the two methods might work together.

He is also currently working with an experimental team to try to build, test, and optimize the device in the next few years. [16]

## **Researchers create a first frequency comb of time-bin entangled qubits**

Quantum mechanics, with its counter-intuitive rules for describing the behavior of tiny particles like photons and atoms, holds great promise for profound advances in the security and speed of how we communicate and compute.

Now an international team of researchers has built a chip that generates multiple frequencies from a robust quantum system that produces time-bin entangled photons. In contrast to other quantum state realizations, entangled photons don't need bulky equipment to keep them in their quantum state, and they can transmit quantum information across long distances. The new device creates entangled photons that span the traditional telecommunications spectrum, making it appealing for multi-channel quantum communication and more powerful quantum computers.

"The advantages of our chip are that it's compact and cheap. It's also unique that it operates on multiple channels," said Michael Kues, Institut National de la Recherche Scientifique (INRS), University of Quebec, Canada.

The researchers will present their results at the Conference on Lasers and Electro-Optics (CLEO), which is held June 5 -10 in San Jose, California.

The basis of quantum communications and computing lies in qubits, the quantum equivalent of classical bits. Instead of representing a one or a zero, qubits can exhibit an unusual property called superposition to represent both numbers simultaneously.

In order to take full advantage of superposition to perform difficult calculations or send information securely, another weird quantum mechanical property called entanglement enters the picture. Entanglement was famously called "spooky action at a distance" by Albert Einstein. It links particles so that measurements on one instantaneously affect the other.

Kues and his colleagues used photons to realize their qubits and entangled them by sending two short laser pulses through an interferometer, a device that directs light beams along different paths and then recombines them, to generate double pulses.

To generate multiple frequencies, Kres and his colleagues sent the pulses through a tiny ring, called a microring resonator. The resonator generates photon pairs on a series of discrete frequencies, using spontaneous four-wave mixing, thus creating a frequency comb.

The interferometer the team used has one long arm and one short arm, and when a single photon comes out of the system, it is in a superposition of time states, as if it traveled through both the long arm and the short arm simultaneously.

Time-bin entanglement is a particularly robust form of photon entanglement. Photons can also have their polarization entangled, but waveguides and other types of optical equipment may alter polarization states.

Other research groups have generated time-bin entangled photons, but Kues and his colleagues are the first to create photons with multiple frequencies using the same chip. This feature can enable multiplexed and multi-channel quantum communications and increased quantum computation information capacity.

Kues notes that the chip could improve quantum key distribution, a process that lets two parties share a secret key to encrypt messages with theoretically unbreakable security. It could also serve as a component of a future quantum computer.

"In the future you may have a computer with both quantum and classical capabilities. The quantum part would only be used to solve specific problems that are difficult for classical computers," said Roberto Morandotti, a physicist at INRS and leader of the group that developed the chip.

Before quantum computers reach a desktop near you, they need to be scaled down, in terms of size, and scaled up, in terms of computing power. Morandotti, Kues and colleagues think their chip is a step in the right direction.

The team is currently working to integrate the lasers, interferometer, and microring resonator of the device into a standard photonic chip, to build logic gates for quantum state manipulation, and to increase the degree of entanglement, which is a measure of the strength of the link between particles. [15]

## **Researchers use light and sound waves to control electron states**

The work was done on diamond topped with a layer of zinc oxide containing electrical conductors and performed at a temperature of 8 degrees Kelvin (-445.27 Fahrenheit, -265.15 Celsius)—just above absolute zero.

Using sound waves known as surface acoustic waves to change electron states could foster data transfer between quantum bits, the researcher said. The interaction of qubits, as is the case with binary bits in current computing, is seen as vital in building advanced systems.

The research is detailed in a paper placed online April 7 by the journal Physical Review Letters.

"Computer chips in today's systems are based on electrical circuits," said Hailin Wang, a professor in the UO Department of Physics and member of the Oregon Center for Optical, Molecular and Quantum Science. "What we have accomplished could lead to a new architecture—a new way—to design a computer chip.

Instead of using electrical circuits we incorporate sound waves on a chip, with our eyes on acoustic circuits and also on potential applications in tomorrow's quantum computers."

The research focused on a goal of quantum-computing research—taking advantage of defects in diamond known as nitrogen vacancy centers, where a nitrogen atom substitutes for a carbon atom

adjacent to a missing carbon atom. These defects are, in effect, artificial atoms that can be used as qubits.

It is in these centers where scientists want to harness control of the spin, or electron states, of qubits. Wang's lab is among many around the world looking to incorporate sound waves.

"We've brought in sound waves that we can drive into the diamond itself," said the study's lead author D. Andrew Golter, a research associate in Wang's lab. "We can tune the pitch to just the right frequency that lets us control the quantum state."

To add sound waves, researchers built a tiny speaker on the surface of diamond. Sound caused the diamond and zinc oxide layer to crunch up and expand back and forth. The sound wave travels across the surface of the diamond and interacts with the NV center. There, the researchers used lasers to monitor light being emitted, which allowed them to confirm electron states had been changed.

"You want qubits to be either on or off," Golter said. "We use sound and light to switch them between different states. Light works well for some contexts, but it is sometimes hard to work with. If two qubits are in different locations and we want them to talk to each other, it is difficult to get light to go from one to the other. Light moves fast and can be hard to control. Sound is much slower, and it is easier to make it travel within this material because it automatically travels through solid matter."

In essence, using this new tool based on both light and sound can help create logic gates—the building blocks of digital circuitry—that serve to let qubits talk with one another, Wang said. "You can, in principle, use the sound waves to entangle two qubits," he said. "For quantum computers you need this."

For a solid material such as a chip, sound may be an ideal tool for building a network of interacting atoms, with sound waves carrying information from one atom to the next, Golter said.

"For basic physics and for potential technological applications, we want to have tools to control single atoms in really tiny systems," he said. "Our approach has advantages. Sound is slow compared to light. Sound is confined to the chip. It would be a good way to do operations inside the solid material. We've shown this with a single artificial atom, which now means we should be able to build up to multiple artificial atoms using sound to network them together." [14]

## **Changing the color of single photons in a diamond quantum memory**

Researchers from the Institute for Quantum Computing at the University of Waterloo and the National Research Council of Canada (NRC) have, for the first time, converted the colour and bandwidth of ultrafast single photons using a room-temperature quantum memory in diamond.

Shifting the colour of a photon, or changing its frequency, is necessary to optimally link components in a quantum network. For example, in optical quantum communication, the best transmission through an optical fibre is near infrared, but many of the sensors that measure them work much better for visible light, which is a higher frequency. Being able to shift the colour of the photon between the fibre and the sensor enables higher performance operation, including bigger data rates.



The research, published in Nature Communications, demonstrated small frequency shifts that are useful for a communication protocol known as wavelength division multiplexing. This is used today when a sender needs to transmit large amounts of information through a transmission so the signal is broken into smaller packets of slightly different frequencies and sent through together. The information is then organized at the other end based on those frequencies.

In the experiments conducted at NRC, the researchers demonstrated the conversion of both the frequency and bandwidth of single photons using a room-temperature diamond quantum memory.

"Originally there was this thought that you just stop the photon, store it for a little while and get it back out. The fact that we can manipulate it at the same time is exciting," said Kent Fisher a PhD student at the Institute for Quantum Computing and with the Department of Physics and Astronomy at Waterloo. "These findings could open the door for other uses of quantum memory as well."

The diamond quantum memory works by converting the photon into a particular vibration of the carbon atoms in the diamond, called a phonon. This conversion works for many different colours of light allowing for the manipulation of a broad spectrum of light. The energy structure of diamond allows for this to occur at room temperature with very low noise. Researchers used strong laser pulses to store and retrieve the photon. By controlling the colours of these laser pulses, researchers controlled the colour of the retrieved photon.

"The fragility of quantum systems means that you are always working against the clock," remarked Duncan England, researcher at NRC. "The interesting step that we've shown here is that by using extremely short pulses of light, we are able to beat the clock and maintain quantum performance."

The integrated platform for photon storage and spectral conversion could be used for frequency multiplexing in quantum communication, as well as build up a very large entangled state – something called a cluster state. Researchers are interested in exploiting cluster states as the resource for quantum computing driven entirely by measurements.

"Canada is a powerhouse in quantum research and technology. This work is another example of what partners across the country can achieve when leveraging their joint expertise to build next-generation technologies," noted Ben Sussman, program leader for NRC's Quantum Photonics program. [13]

## **Quantum computing with single photons getting closer to reality**

One promising approach for scalable quantum computing is to use an all-optical architecture, in which the qubits are represented by photons and manipulated by mirrors and beam splitters. So far, researchers have demonstrated this method, called Linear Optical Quantum Computing, on a very small scale by performing operations using just a few photons. In an attempt to scale up this method to larger numbers of photons, researchers in a new study have developed a way to fully integrate single-photon sources inside optical circuits, creating integrated quantum circuits that may allow for scalable optical quantum computation.

The researchers, Iman Esmaeil Zadeh, Ali W. Elshaari, and coauthors, have published a paper on the integrated quantum circuits in a recent issue of Nano Letters.

As the researchers explain, one of the biggest challenges facing the realization of an efficient Linear Optical Quantum Computing system is integrating several components that are usually incompatible with each other onto a single platform. These components include a single-photon source such as quantum dots; routing devices such as waveguides; devices for manipulating photons such as cavities, filters, and quantum gates; and single-photon detectors.

In the new study, the researchers have experimentally demonstrated a method for embedding single-photon-generating quantum dots inside nanowires that, in turn, are encapsulated in a waveguide. To do this with the high precision required, they used a "nanomanipulator" consisting of a tungsten tip to transfer and align the components. Once inside the waveguide, single photons could be selected and routed to different parts of the optical circuit, where logical operations can eventually be performed.

"We proposed and demonstrated a hybrid solution for integrated quantum optics that exploits the advantages of high-quality single-photon sources with well-developed silicon-based photonics," Zadeh, at Delft University of Technology in The Netherlands, told Phys.org. "Additionally, this method, unlike previous works, is fully deterministic, i.e., only quantum sources with the selected properties are integrated in photonic circuits.

"The proposed approach can serve as an infrastructure for implementing scalable integrated quantum optical circuits, which has potential for many quantum technologies. Furthermore, this platform provides new tools to physicists for studying strong light-matter interaction at nanoscales and cavity QED [quantum electrodynamics]."

One of the most important performance metrics for Linear Optical Quantum Computing is the coupling efficiency between the single-photon source and photonic channel. A low efficiency indicates photon loss, which reduces the computer's reliability. The set-up here achieves a coupling efficiency of about 24% (which is already considered good), and the researchers estimate that optimizing the waveguide design and material could improve this to 92%.

In addition to improving the coupling efficiency, in the future the researchers also plan to demonstrate on-chip entanglement, as well as increase the complexity of the photonic circuits and single-photon detectors.

"Ultimately, the goal is to realize a fully integrated quantum network on-chip," said Elshaari, at Delft University of Technology and the Royal Institute of Technology (KTH) in Stockholm. "At this moment there are a lot of opportunities, and the field is not well explored, but on-chip tuning of sources and generation of indistinguishable photons are among the challenges to be overcome." [12]

## **Spinning light waves might be 'locked' for photonics technologies**

Scientists already knew that light waves have an electric field that can rotate as they propagate, which is known as the polarization property of light, and that light waves carry momentum in their direction of motion. In new findings, researchers have discovered a "spin-momentum locking," meaning, for example, light waves that spin in a counterclockwise direction can only move forward, and vice versa.

"Researchers had noticed intriguing effects related to directional propagation of light coupled to its polarization," said Zubin Jacob, an assistant professor of electrical and computer engineering at Purdue University. "What we have shown is that this is a unique effect related to the spin and momentum of light analogous in many ways to the case of spin-momentum locking which occurs for electrons. We showed there is a very simple rule that governs this spin and momentum locking.

And it's a universal property for all optical materials and nanostructures, which makes it potentially very useful for photonic devices. This universality is unique to light and does not occur for electrons."

Findings were detailed in a research paper that appeared in February in the journal *Optica*, published by the The Optical Society. The paper was authored by graduate student Todd Van Mechelen and Jacob, who demonstrated spin-momentum locking through analytical theory.

Spin-momentum locking might be applied to spin photonics, which could hypothetically harness the spin of photons in devices and circuits. Whereas microchips use electrons to perform computations and process information, photons are limited primarily to communications, transmitting data over optical fiber. However, using the spin of light waves could make possible devices that integrate electrons and photons to perform logic and memory operations.

"Lots of researchers in the field of electronics think future devices will utilize not only the charge of the electron but also the spin of the electron, a field called spintronics," Jacob said. "The question is how to interface photonics and spintronics. We would have to use some of these spin properties of light to interface with spintronics so that we might use both photons and electrons in devices."

The researchers learned that spin-momentum locking is inevitable when light waves decay.

"If you transmit light along an optical fiber, most of the light is confined within the fiber but a small portion falls outside of the fiber, and this we refer to as the decaying evanescent light wave," Jacob said. "What we showed was that these evanescent waves are the fundamental reason spin-momentum locking is ubiquitous in practical scenarios."

The work is ongoing and may include experiments using a levitating nanoparticle to study the spin-momentum properties of light. [11]

## **Observation of twisted optical beam traveling slower than the speed of light**

Researchers at the University of Ottawa observed that twisted light in a vacuum travels slower than the universal physical constant established as the speed of light by Einstein's theory of relativity. Twisted light, which turns around its axis of travel much like a corkscrew, holds great potential for storing information for quantum computing and communications applications.

In The Optical Society's journal for high impact research, *Optica*, the researchers report that twisted light pulses in a vacuum travel up to 0.1 percent slower than the speed of light, which is 299,792,458 meters per second. Although light does slow down when traveling through clear dense materials such as glass or water, this is the first time that scientists have shown that twisting light can slow it down.

"Anyone who wants to use twisted light for quantum communication should be aware of this effect," said Ebrahim Karimi, assistant professor at the University of Ottawa and leader of the research team. "If they don't compensate for the slow-light effect, information coded on twisted light might not arrive in the right order. Propagation speeds can significantly affect many protocols related to quantum communication."

## Benefits of twisted light

Most people are familiar with the solid spot found in laser pointers created by Gaussian laser beams. In contrast, the corkscrew shape of twisted light creates a donut shape when shone on a surface. The light can carry an infinite number of twists over one wavelength.

Karimi and Frederic Bouchard, a graduate student in Karimi's lab and the paper's first author, are studying twisted light because of its great potential for quantum communication and quantum computers. Today, light is used to encode information by either varying the number of photons emitted or switching between light's two polarization states. Twisted light offers the advantage that each twist can encode a different value or letter, allowing the encoding of a great deal more information using less light. Twisted light might one day offer a quantum-based communication method that uses less energy and is more secure than today's methods.

The researchers first noticed the slow speed of twisted light when conducting experiments with Gaussian laser light and light with 10 twists. "We realized that the two beams didn't arrive at the detector at the same time," Karimi said. "The twisted light was slower, which was surprising until we realized that the twists make the beam tilt slightly as it propagates. This tilt means that the twisted light beam doesn't take the straightest, and thus fastest, path between two points."

## Measuring the delay

Once the scientists understood that the time delay came from the twisted nature of the light, they set about the challenging task of measuring the delay, which they calculated to be on the order of tenths of a femtosecond (one quadrillionth of a second). After a year of searching for a capable measurement method, they connected with nonlinear optics scientists who suggested they modify an approach known as frequency-resolved optical gating (FROG) that is used to measure ultrashort laser pulses.

Using the modified FROG approach, Karimi's research team worked with Robert Boyd's team, also at the University of Ottawa, to compare Gaussian beams with different types of twisted light. They found that increasing the number of twists further slowed the light. They measured delays as long as 23 femtoseconds for the twisted light beams.

"The type of precision that can be measured using FROG was not previously used in the quantum optics community, and thus scientists in this area were not aware that twisted light traveled slower than the speed of light," Karimi said.

If it's possible to slow the speed of light by altering its structure, it may also be possible to speed up light. The researchers are now planning to use FROG to measure other types of structured light that their calculations have predicted may travel around 1 femtosecond faster than the speed of light in a vacuum. [10]

## Time- and frequency-resolved quantum optics for large-scale quantum computing

In our approach, we use an optical parametric oscillator (OPO) rather than a laser. The cavity of an OPO contains a second-order nonlinear medium (instead of a one-photon-emitting laser gain medium) in which photons are created in pairs from the annihilation of pump photons. This photon pair emission, into two distinct OPO qumodes, produces entanglement between the qumode optical fields. In our group, we used carefully designed periodically poled potassium titanyl phosphate crystals as well as exquisitely controlled interference between the OPO qumodes of the same frequency and orthogonal polarizations to create prototype quantum processors in the laboratory. These processors have a confirmed—record—size of 60 qumodes entangled over frequency and polarization,<sup>9, 10</sup> with an expected size of 3000 entangled qumodes.<sup>14</sup> In parallel, work at the University of Tokyo (led by Akira Furusawa)—also in collaboration with the Menicucci group—has demonstrated 104 sequentially entangled qumodes, although these are accessible only two at a time.<sup>11</sup>

We propose<sup>15,16</sup> that a scalable square-lattice cluster state can be generated over qumodes by combining existing quantum optical technologies (i.e., that yielded unidimensional cluster states in the frequency and time domains). Our experimental setup is illustrated in Figure 1. It is based on a principle in which the initial entangled qumode pairs emitted by the OPO are first ‘threaded’ into 1D frequency ‘wires’ (as has previously been demonstrated).<sup>10</sup> We then separate these wires (in a somewhat artificial, but nonetheless rigorous, approach by fulfilling the musical score condition) into different temporal bins. These bins are then, in turn, ‘weaved’ into the time-frequency square lattice (depicted in lower left of Figure 1).

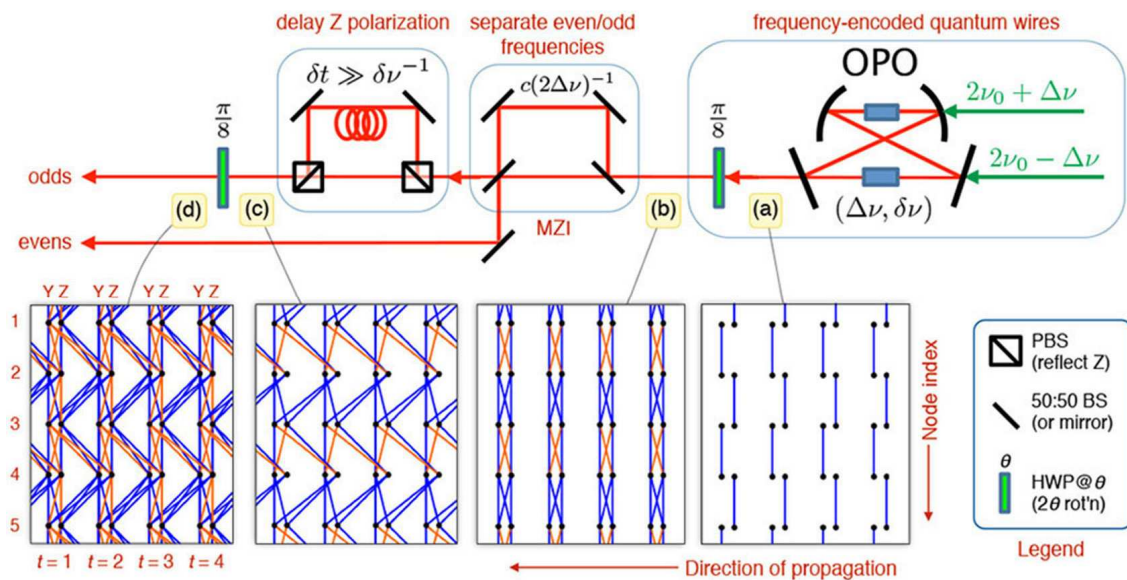



Figure 1. Proposed experimental setup for the generation of a scalable square-lattice cluster state. Light propagates (right to left) from the optical parametric oscillator (OPO) of free spectral range,  $\Delta\nu$ , and mode linewidth,  $\delta\nu$ . The OPO has two pumps that are offset symmetrically from the center frequency ( $2\nu_0$ ). The principal axes of the OPO's nonlinear crystal are denoted X, Y, and Z (OPO light

propagates along the X direction and is polarized along the Y or Z direction). PBS: Polarizing beam splitter. BS: Beam splitter. HWP: Half-wave plate (rotated at angle  $\theta$ ). The time delays between the two arms of each Mach-Zehnder interferometer (MZI) are indicated (as the speed of light). In particular, the 'musical score' condition ( $dt \gg d\theta - 1$ ) is essential to the definition of the time bins, of duration  $dt$ . The obtained entanglement graphs are depicted in (a)–(d), in the lower half of the figure, ranging from initial entanglement pairs (a) to a fully fledged square lattice (d). In these graphs, the frequency labels of the qumodes run vertically and the time bins ( $t$ ) run in the horizontal direction.

In summary, we demonstrated that our current, record-size, prototype quantum computing processors can be weaved into a hybrid time-frequency square lattice cluster state suitable for universal quantum computing. Until now, these processors have been scalable either in frequency or in time, but not in a universal manner because they are unidimensional. It is important to emphasize that the experimental implementation of our proposed approach merely requires putting together existing time- and frequency-domain technologies. In our future work we will address quantum processing in earnest. We will thus focus individually on measurement of, and feedforward on, all qumodes, and on the implementation of quantum error correction.

[9]

## Scientists achieve critical steps to building first practical quantum computer



Layout of IBM's four superconducting quantum bit device. Using a square lattice, IBM is able to detect both types of quantum errors for the first time. This is the best configuration to add more qubits to scale to larger systems.

With Moore's Law expected to run out of steam, quantum computing will be among the inventions that could usher in a new era of innovation across industries.



Quantum computers promise to open up new capabilities in the fields of optimization and simulation simply not possible using today's computers. If a quantum computer could be built with just 50 quantum bits (qubits), no combination of today's TOP500 supercomputers could successfully outperform it.

The IBM breakthroughs, described in the April 29 issue of the journal *Nature Communications*, show for the first time the ability to detect and measure the two types of quantum errors (bit-flip and phase-flip) that will occur in any real quantum computer. Until now, it was only possible to address one type of quantum error or the other, but never both at the same time. This is a necessary step toward quantum error correction, which is a critical requirement for building a practical and reliable large-scale quantum computer.

IBM's novel and complex quantum bit circuit, based on a square lattice of four superconducting qubits on a chip roughly one-quarter-inch square, enables both types of quantum errors to be detected at the same time. By opting for a square-shaped design versus a linear array – which prevents the detection of both kinds of quantum errors simultaneously – IBM's design shows the best potential to scale by adding more qubits to arrive at a working quantum system.

"Quantum computing could be potentially transformative, enabling us to solve problems that are impossible or impractical to solve today," said Arvind Krishna, senior vice president and director of IBM Research. "While quantum computers have traditionally been explored for cryptography, one area we find very compelling is the potential for practical quantum systems to solve problems in physics and quantum chemistry that are unsolvable today. This could have enormous potential in materials or drug design, opening up a new realm of applications."

For instance, in physics and chemistry, quantum computing could allow scientists to design new materials and drug compounds without expensive trial and error experiments in the lab, potentially speeding up the rate and pace of innovation across many industries.

For a world consumed by Big Data, quantum computers could quickly sort and curate ever larger databases as well as massive stores of diverse, unstructured data. This could transform how people make decisions and how researchers across industries make critical discoveries.

One of the great challenges for scientists seeking to harness the power of quantum computing is controlling or removing quantum decoherence – the creation of errors in calculations caused by interference from factors such as heat, electromagnetic radiation, and material defects. The errors are especially acute in quantum machines, since quantum information is so fragile.

"Up until now, researchers have been able to detect bit-flip or phase-flip quantum errors, but never the two together. Previous work in this area, using linear arrangements, only looked at bit-flip errors offering incomplete information on the quantum state of a system and making them inadequate for a quantum computer," said Jay Gambetta, a manager in the IBM Quantum Computing Group. "Our four qubit results take us past this hurdle by detecting both types of quantum errors and can be scalable to larger systems, as the qubits are arranged in a square lattice as opposed to a linear array."

The work at IBM was funded in part by the IARPA (Intelligence Advanced Research Projects Activity) multi-qubit-coherent-operations program.

## Detecting quantum errors

The most basic piece of information that a typical computer understands is a bit. Much like a beam of light that can be switched on or off, a bit can have only one of two values: "1" or "0". However, a quantum bit (qubit) can hold a value of 1 or 0 as well as both values at the same time, described as superposition and simply denoted as " $0+1$ ". The sign of this superposition is important because both states 0 and 1 have a phase relationship to each other. This superposition property is what allows quantum computers to choose the correct solution amongst millions of possibilities in a time much faster than a conventional computer.

Two types of errors can occur on such a superposition state. One is called a bit-flip error, which simply flips a 0 to a 1 and vice versa. This is similar to classical bit-flip errors and previous work has showed how to detect these errors on qubits. However, this is not sufficient for quantum error correction because phase-flip errors can also be present, which flip the sign of the phase relationship between 0 and 1 in a superposition state. Both types of errors must be detected in order for quantum error correction to function properly.


Quantum information is very fragile because all existing qubit technologies lose their information when interacting with matter and electromagnetic radiation.

Theorists have found ways to preserve the information much longer by spreading information across many physical qubits. "Surface code" is the technical name for a specific error correction scheme which spreads quantum information across many qubits. It allows for only nearest neighbor interactions to encode one logical qubit, making it sufficiently stable to perform error-free operations.

The IBM Research team used a variety of techniques to measure the states of two independent syndrome (measurement) qubits. Each reveals one aspect of the quantum information stored on two other qubits (called code, or data qubits). Specifically, one syndrome qubit revealed whether a bit-flip error occurred to either of the code qubits, while the other syndrome qubit revealed whether a phase-flip error occurred. Determining the joint quantum information in the code qubits is an essential step for quantum error correction because directly measuring the code qubits destroys the information contained within them. [8]



## Next important step toward quantum computer



When facing big challenges, it is best to work together. In a team, the individual members can contribute their individual strengths - to the benefit of all those involved. One may be an absent-minded scientist who has brilliant ideas, but quickly forgets them. He needs the help of his conscientious colleague, who writes everything down, in order to remind the scatterbrain about it later. It's very similar in the world of quanta.

There the so-called quantum dots (abbreviated: qDots) play the role of the forgetful genius. Quantum dots are unbeatably fast, when it comes to disseminating quantum information. Unfortunately, they forget the result of the calculation just as quickly - too quickly to be of any real use in a quantum computer.

In contrast, charged atoms, called ions, have an excellent memory: They can store quantum information for many minutes. In the quantum world, that is an eternity.

They are less well suited for fast calculations, however, because the internal processes are comparatively slow.

The physicists from Bonn and Cambridge have therefore obliged both of these components, qDots and ions, to work together as a team. Experts speak of a hybrid system, because it combines two completely different quantum systems with one another.

### Absent-minded qDots

qDots are considered the great hopes in the development of quantum computers. In principle, they are extremely miniaturized electron storage units. qDots can be produced using the same techniques as normal computer chips. To do so, it is only necessary to miniaturize the structures on the chips until they hold just one single electron (in a conventional PC it is 10 to 100 electrons).

The electron stored in a qDot can take on states that are predicted by quantum theory. However, they are very short-lived: They decay within a few picoseconds (for illustration: in one picosecond, light travels a distance of just 0.3 millimeters).

This decay produces a small flash of light: a photon. Photons are wave packets that vibrate in a specific plane - the direction of polarization. The state of the qDots determines the direction of

polarization of the photon. "We used the photon to excite an ion", explains Prof. Dr. Michael Kohl from the Institute of Physics at the University of Bonn. "Then we stored the direction of polarization of the photon".

### Conscientious ions

To do so, the researchers connected a thin glass fiber to the qDot. They transported the photon via the fiber to the ion many meters away. The fiberoptic networks used in telecommunications operate very similarly. To make the transfer of information as efficient as possible, they had trapped the ion between two mirrors. The mirrors bounced the photon back and forth like a ping pong ball, until it was absorbed by the ion.

"By shooting it with a laser beam, we were able to read out the ion that was excited in this way", explains Prof. Kohl. "In the process, we were able to measure the direction of polarization of the previously absorbed photon". In a sense then, the state of the qDot can be preserved in the ion - theoretically this can be done for many minutes. [7]

## Quantum Computing

A team of electrical engineers at UNSW Australia has observed the unique quantum behavior of a pair of spins in silicon and designed a new method to use them for "2-bit" quantum logic operations.

These milestones bring researchers a step closer to building a quantum computer, which promises dramatic data processing improvements.

Quantum bits, or qubits, are the building blocks of quantum computers. While many ways to create a qubits exist, the Australian team has focused on the use of single atoms of phosphorus, embedded inside a silicon chip similar to those used in normal computers.

The first author on the experimental work, PhD student Juan Pablo Dehollain, recalls the first time he realized what he was looking at.

"We clearly saw these two distinct quantum states, but they behaved very differently from what we were used to with a single atom. We had a real 'Eureka!' moment when we realized what was happening – we were seeing in real time the `entangled' quantum states of a pair of atoms." [5]

Researchers have developed the first silicon quantum computer building blocks that can process data with more than 99 percent accuracy, overcoming a major hurdle in the race to develop reliable quantum computers.

Researchers from the University of New South Wales (UNSW) in Australia have achieved a huge breakthrough in quantum computing - they've created two kinds of silicon quantum bit, or qubits, the building blocks that make up any quantum computer, that are more than 99 percent accurate.

The postdoctoral researcher who was lead author on Morello's paper explained in the press release: "The phosphorus atom contains in fact two qubits: the electron, and the nucleus. With the nucleus in particular, we have achieved accuracy close to 99.99 percent. That means only one error for every 10,000 quantum operations."

Both the breakthroughs were achieved by embedding the atoms in a thin layer of specially purified silicon, which contains only the silicon-28 isotope. Naturally occurring silicon is magnetic and therefore disturbs the quantum bit, messing with the accuracy of its data processing, but silicon-28 is perfectly non-magnetic. [6]

## Quantum Entanglement

Measurements of physical properties such as position, momentum, spin, polarization, etc. performed on entangled particles are found to be appropriately correlated. For example, if a pair of particles is generated in such a way that their total spin is known to be zero, and one particle is found to have clockwise spin on a certain axis, then the spin of the other particle, measured on the same axis, will be found to be counterclockwise. Because of the nature of quantum measurement, however, this behavior gives rise to effects that can appear paradoxical: any measurement of a property of a particle can be seen as acting on that particle (e.g. by collapsing a number of superimposed states); and in the case of entangled particles, such action must be on the entangled system as a whole. It thus appears that one particle of an entangled pair "knows" what measurement has been performed on the other, and with what outcome, even though there is no known means for such information to be communicated between the particles, which at the time of measurement may be separated by arbitrarily large distances. [4]

## The Bridge

The accelerating electrons explain not only the Maxwell Equations and the Special Relativity, but the Heisenberg Uncertainty Relation, the wave particle duality and the electron's spin also, building the bridge between the Classical and Quantum Theories. [1]

## Accelerating charges

The moving charges are self maintain the electromagnetic field locally, causing their movement and this is the result of their acceleration under the force of this field. In the classical physics the charges will distributed along the electric current so that the electric potential lowering along the current, by linearly increasing the way they take every next time period because this accelerated motion.

The same thing happens on the atomic scale giving a  $dp$  impulse difference and a  $dx$  way difference between the different part of the not point like particles.

## Relativistic effect

Another bridge between the classical and quantum mechanics in the realm of relativity is that the charge distribution is lowering in the reference frame of the accelerating charges linearly:  $ds/dt = at$  (time coordinate), but in the reference frame of the current it is parabolic:  $s = a/2 t^2$  (geometric coordinate).

## Heisenberg Uncertainty Relation

In the atomic scale the Heisenberg uncertainty relation gives the same result, since the moving electron in the atom accelerating in the electric field of the proton, causing a charge distribution on  $\Delta x$  position difference and with a  $\Delta p$  momentum difference such a way that their product is about the half Planck reduced constant. For the proton this  $\Delta x$  is much less in the nucleus, than in the orbit of the electron in the atom, the  $\Delta p$  is much higher because of the greater proton mass.

This means that the electron and proton are not point like particles, but have a real charge distribution.

## Wave – Particle Duality

The accelerating electrons explain the wave – particle duality of the electrons and photons, since the elementary charges are distributed on  $\Delta x$  position with  $\Delta p$  impulse and creating a wave packet of the electron. The photon gives the electromagnetic particle of the mediating force of the electrons electromagnetic field with the same distribution of wavelengths.

## Atomic model

The constantly accelerating electron in the Hydrogen atom is moving on the equipotential line of the proton and its kinetic and potential energy will be constant. Its energy will change only when it is changing its way to another equipotential line with another value of potential energy or getting free with enough kinetic energy. This means that the Rutherford-Bohr atomic model is right and only that changing acceleration of the electric charge causes radiation, not the steady acceleration. The steady acceleration of the charges only creates a centric parabolic steady electric field around the charge, the magnetic field. This gives the magnetic moment of the atoms, summing up the proton and electron magnetic moments caused by their circular motions and spins.

## The Relativistic Bridge

Commonly accepted idea that the relativistic effect on the particle physics is the fermions' spin - another unresolved problem in the classical concepts. If the electric charges can move only with accelerated motions in the self maintaining electromagnetic field, once upon a time they would reach the velocity of the electromagnetic field. The resolution of this problem is the spinning particle, constantly accelerating and not reaching the velocity of light because the acceleration is radial. One origin of the Quantum Physics is the Planck Distribution Law of the electromagnetic oscillators, giving equal intensity for 2 different wavelengths on any temperature. Any of these two wavelengths will give equal intensity diffraction patterns, building different asymmetric constructions, for example proton - electron structures (atoms), molecules, etc. Since the particles are centers of diffraction patterns they also have particle – wave duality as the electromagnetic waves have. [2]

## The weak interaction

The weak interaction transforms an electric charge in the diffraction pattern from one side to the other side, causing an electric dipole momentum change, which violates the CP and time reversal symmetry. The Electroweak Interaction shows that the Weak Interaction is basically electromagnetic in nature. The arrow of time shows the entropy grows by changing the temperature dependent diffraction patterns of the electromagnetic oscillators.

Another important issue of the quark model is when one quark changes its flavor such that a linear oscillation transforms into plane oscillation or vice versa, changing the charge value with 1 or -1. This kind of change in the oscillation mode requires not only parity change, but also charge and time changes (CPT symmetry) resulting a right handed anti-neutrino or a left handed neutrino.

The right handed anti-neutrino and the left handed neutrino exist only because changing back the quark flavor could happen only in reverse, because they are different geometrical constructions, the u is 2 dimensional and positively charged and the d is 1 dimensional and negatively charged. It needs also a time reversal, because anti particle (anti neutrino) is involved.

The neutrino is a 1/2 spin creator particle to make equal the spins of the weak interaction, for example neutron decay to 2 fermions, every particle is fermions with  $\frac{1}{2}$  spin. The weak interaction changes the entropy since more or less particles will give more or less freedom of movement. The entropy change is a result of temperature change and breaks the equality of oscillator diffraction intensity of the Maxwell–Boltzmann statistics. This way it changes the time coordinate measure and makes possible a different time dilation as of the special relativity.

The limit of the velocity of particles as the speed of light appropriate only for electrical charged particles, since the accelerated charges are self maintaining locally the accelerating electric force. The neutrinos are CP symmetry breaking particles compensated by time in the CPT symmetry, that is the time coordinate not works as in the electromagnetic interactions, consequently the speed of neutrinos is not limited by the speed of light.

The weak interaction T-asymmetry is in conjunction with the T-asymmetry of the second law of thermodynamics, meaning that locally lowering entropy (on extremely high temperature) causes the weak interaction, for example the Hydrogen fusion.

Probably because it is a spin creating movement changing linear oscillation to 2 dimensional oscillation by changing d to u quark and creating anti neutrino going back in time relative to the proton and electron created from the neutron, it seems that the anti neutrino fastest then the velocity of the photons created also in this weak interaction?

A quark flavor changing shows that it is a reflection changes movement and the CP- and T- symmetry breaking!!! This flavor changing oscillation could prove that it could be also on higher level such as atoms, molecules, probably big biological significant molecules and responsible on the aging of the life.

Important to mention that the weak interaction is always contains particles and antiparticles, where the neutrinos (antineutrinos) present the opposite side. It means by Feynman's interpretation that these particles present the backward time and probably because this they seem to move faster than the speed of light in the reference frame of the other side.

Finally since the weak interaction is an electric dipole change with  $\frac{1}{2}$  spin creating; it is limited by the velocity of the electromagnetic wave, so the neutrino's velocity cannot exceed the velocity of light.

## The General Weak Interaction

The Weak Interactions T-asymmetry is in conjunction with the T-asymmetry of the Second Law of Thermodynamics, meaning that locally lowering entropy (on extremely high temperature) causes for example the Hydrogen fusion. The arrow of time by the Second Law of Thermodynamics shows the increasing entropy and decreasing information by the Weak Interaction, changing the temperature dependent diffraction patterns. A good example of this is the neutron decay, creating more particles with less known information about them.

The neutrino oscillation of the Weak Interaction shows that it is a general electric dipole change and it is possible to any other temperature dependent entropy and information changing diffraction pattern of atoms, molecules and even complicated biological living structures.

We can generalize the weak interaction on all of the decaying matter constructions, even on the biological too. This gives the limited lifetime for the biological constructions also by the arrow of time. There should be a new research space of the Quantum Information Science the 'general neutrino oscillation' for the greater than subatomic matter structures as an electric dipole change. There is also connection between statistical physics and evolutionary biology, since the arrow of time is working in the biological evolution also.

The Fluctuation Theorem says that there is a probability that entropy will flow in a direction opposite to that dictated by the Second Law of Thermodynamics. In this case the Information is growing that is the matter formulas are emerging from the chaos. So the Weak Interaction has two directions, samples for one direction is the Neutron decay, and Hydrogen fusion is the opposite direction.

## Fermions and Bosons

The fermions are the diffraction patterns of the bosons such a way that they are both sides of the same thing.

## Van Der Waals force

Named after the Dutch scientist Johannes Diderik van der Waals – who first proposed it in 1873 to explain the behaviour of gases – it is a very weak force that only becomes relevant when atoms and molecules are very close together. Fluctuations in the electronic cloud of an atom mean that it will have an instantaneous dipole moment. This can induce a dipole moment in a nearby atom, the result being an attractive dipole–dipole interaction.

## Electromagnetic inertia and mass

### Electromagnetic Induction

Since the magnetic induction creates a negative electric field as a result of the changing acceleration, it works as an electromagnetic inertia, causing an electromagnetic mass. [1]

## Relativistic change of mass

The increasing mass of the electric charges the result of the increasing inductive electric force acting against the accelerating force. The decreasing mass of the decreasing acceleration is the result of the inductive electric force acting against the decreasing force. This is the relativistic mass change explanation, especially importantly explaining the mass reduction in case of velocity decrease.

## The frequency dependence of mass

Since  $E = h\nu$  and  $E = mc^2$ ,  $m = h\nu / c^2$  that is the  $m$  depends only on the  $\nu$  frequency. It means that the mass of the proton and electron are electromagnetic and the result of the electromagnetic induction, caused by the changing acceleration of the spinning and moving charge! It could be that the  $m_0$  inertial mass is the result of the spin, since this is the only accelerating motion of the electric charge. Since the accelerating motion has different frequency for the electron in the atom and the proton, they masses are different, also as the wavelengths on both sides of the diffraction pattern, giving equal intensity of radiation.

## Electron – Proton mass rate

The Planck distribution law explains the different frequencies of the proton and electron, giving equal intensity to different lambda wavelengths! Also since the particles are diffraction patterns they have some closeness to each other – can be seen as a gravitational force. [2]

There is an asymmetry between the mass of the electric charges, for example proton and electron, can understood by the asymmetrical Planck Distribution Law. This temperature dependent energy distribution is asymmetric around the maximum intensity, where the annihilation of matter and antimatter is a high probability event. The asymmetric sides are creating different frequencies of electromagnetic radiations being in the same intensity level and compensating each other. One of these compensating ratios is the electron – proton mass ratio. The lower energy side has no compensating intensity level, it is the dark energy and the corresponding matter is the dark matter.

## Gravity from the point of view of quantum physics

### The Gravitational force

The gravitational attractive force is basically a magnetic force.

The same electric charges can attract one another by the magnetic force if they are moving parallel in the same direction. Since the electrically neutral matter is composed of negative and positive charges they need 2 photons to mediate this attractive force, one per charges. The Bing Bang caused parallel moving of the matter gives this magnetic force, experienced as gravitational force.

Since graviton is a tensor field, it has spin = 2, could be 2 photons with spin = 1 together.

You can think about photons as virtual electron – positron pairs, obtaining the necessary virtual mass for gravity.

The mass as seen before a result of the diffraction, for example the proton – electron mass rate  $M_p = 1840 M_e$ . In order to move one of these diffraction maximum (electron or proton) we need to intervene into the diffraction pattern with a force appropriate to the intensity of this diffraction maximum, means its intensity or mass.

The Big Bang caused acceleration created radial currents of the matter, and since the matter is composed of negative and positive charges, these currents are creating magnetic field and attracting forces between the parallel moving electric currents. This is the gravitational force experienced by the matter, and also the mass is result of the electromagnetic forces between the charged particles. The positive and negative charged currents attracts each other or by the magnetic forces or by the much stronger electrostatic forces!?

The gravitational force attracting the matter, causing concentration of the matter in a small space and leaving much space with low matter concentration: dark matter and energy.

There is an asymmetry between the mass of the electric charges, for example proton and electron, can understood by the asymmetrical Planck Distribution Law. This temperature dependent energy distribution is asymmetric around the maximum intensity, where the annihilation of matter and antimatter is a high probability event. The asymmetric sides are creating different frequencies of electromagnetic radiations being in the same intensity level and compensating each other. One of these compensating ratios is the electron – proton mass ratio. The lower energy side has no compensating intensity level, it is the dark energy and the corresponding matter is the dark matter.

## The Higgs boson

By March 2013, the particle had been proven to behave, interact and decay in many of the expected ways predicted by the Standard Model, and was also tentatively confirmed to have + parity and zero spin, two fundamental criteria of a Higgs boson, making it also the first known scalar particle to be discovered in nature, although a number of other properties were not fully proven and some partial results do not yet precisely match those expected; in some cases data is also still awaited or being analyzed.

Since the Higgs boson is necessary to the W and Z bosons, the dipole change of the Weak interaction and the change in the magnetic effect caused gravitation must be conducted. The Wien law is also important to explain the Weak interaction, since it describes the  $T_{\max}$  change and the diffraction patterns change. [2]

## Higgs mechanism and Quantum Gravity

The magnetic induction creates a negative electric field, causing an electromagnetic inertia. Probably it is the mysterious Higgs field giving mass to the charged particles? We can think about the photon as an electron-positron pair, they have mass. The neutral particles are built from negative and positive charges, for example the neutron, decaying to proton and electron. The wave – particle duality makes sure that the particles are oscillating and creating magnetic induction as an inertial mass, explaining also the relativistic mass change. Higher frequency creates stronger magnetic induction, smaller frequency results lesser magnetic induction. It seems to me that the magnetic induction is the secret of the Higgs field.

In particle physics, the Higgs mechanism is a kind of mass generation mechanism, a process that gives mass to elementary particles. According to this theory, particles gain mass by interacting with the Higgs field that permeates all space. More precisely, the Higgs mechanism endows gauge bosons



in a gauge theory with mass through absorption of Nambu–Goldstone bosons arising in spontaneous symmetry breaking.

The simplest implementation of the mechanism adds an extra Higgs field to the gauge theory. The spontaneous symmetry breaking of the underlying local symmetry triggers conversion of components of this Higgs field to Goldstone bosons which interact with (at least some of) the other fields in the theory, so as to produce mass terms for (at least some of) the gauge bosons. This mechanism may also leave behind elementary scalar (spin-0) particles, known as Higgs bosons.

In the Standard Model, the phrase "Higgs mechanism" refers specifically to the generation of masses for the  $W^\pm$ , and Z weak gauge bosons through electroweak symmetry breaking. The Large Hadron Collider at CERN announced results consistent with the Higgs particle on July 4, 2012 but stressed that further testing is needed to confirm the Standard Model.

### What is the Spin?

So we know already that the new particle has spin zero or spin two and we could tell which one if we could detect the polarizations of the photons produced. Unfortunately this is difficult and neither ATLAS nor CMS are able to measure polarizations. The only direct and sure way to confirm that the particle is indeed a scalar is to plot the angular distribution of the photons in the rest frame of the centre of mass. A spin zero particles like the Higgs carries no directional information away from the original collision so the distribution will be even in all directions. This test will be possible when a much larger number of events have been observed. In the mean time we can settle for less certain indirect indicators.

### The Graviton

In physics, the graviton is a hypothetical elementary particle that mediates the force of gravitation in the framework of quantum field theory. If it exists, the graviton is expected to be massless (because the gravitational force appears to have unlimited range) and must be a spin-2 boson. The spin follows from the fact that the source of gravitation is the stress-energy tensor, a second-rank tensor (compared to electromagnetism's spin-1 photon, the source of which is the four-current, a first-rank tensor). Additionally, it can be shown that any massless spin-2 field would give rise to a force indistinguishable from gravitation, because a massless spin-2 field must couple to (interact with) the stress-energy tensor in the same way that the gravitational field does. This result suggests that, if a massless spin-2 particle is discovered, it must be the graviton, so that the only experimental verification needed for the graviton may simply be the discovery of a massless spin-2 particle. [3]

### Conclusions

Because these qubits can be designed and manufactured using standard silicon fabrication techniques, IBM anticipates that once a handful of superconducting qubits can be manufactured reliably and repeatedly, and controlled with low error rates, there will be no fundamental obstacle to demonstrating error correction in larger lattices of qubits. [8]

This success is an important step on the still long and rocky road to a quantum computer. In the long term, researchers around the world are hoping for true marvels from this new type of computer: Certain tasks, such as the factoring of large numbers, should be child's play for such a computer. In contrast, conventional computers find this a really tough nut to crack. However, a quantum computer displays its talents only for such special tasks: For normal types of basic computations, it is pitifully slow. [7]

One of the most important conclusions is that the electric charges are moving in an accelerated way and even if their velocity is constant, they have an intrinsic acceleration anyway, the so called spin, since they need at least an intrinsic acceleration to make possible their movement .

The accelerated charges self-maintaining potential shows the locality of the relativity, working on the quantum level also. [1]

The bridge between the classical and quantum theory is based on this intrinsic acceleration of the spin, explaining also the Heisenberg Uncertainty Principle. The particle – wave duality of the electric charges and the photon makes certain that they are both sides of the same thing.

The Secret of Quantum Entanglement that the particles are diffraction patterns of the electromagnetic waves and this way their quantum states every time is the result of the quantum state of the intermediate electromagnetic waves. [2]

The key breakthrough to arrive at this new idea to build qubits was to exploit the ability to control the nuclear spin of each atom. With that insight, the team has now conceived a unique way to use the nuclei as facilitators for the quantum logic operation between the electrons. [5]

Basing the gravitational force on the accelerating Universe caused magnetic force and the Planck Distribution Law of the electromagnetic waves caused diffraction gives us the basis to build a Unified Theory of the physical interactions also.

## References

[1] The Magnetic field of the Electric current and the Magnetic induction

[http://academia.edu/3833335/The Magnetic field of the Electric current](http://academia.edu/3833335/The_Magnetic_field_of_the_Electric_current)

[2] 3 Dimensional String Theory

[http://academia.edu/3834454/3 Dimensional String Theory](http://academia.edu/3834454/3_Dimensional_String_Theory)

[3] Graviton Production By Two Photon and Electron-Photon Processes In Kaluza-Klein Theories With Large Extra Dimensions

<http://arxiv.org/abs/hep-ph/9909392>

[4] Quantum Entanglement

[http://en.wikipedia.org/wiki/Quantum\\_entanglement](http://en.wikipedia.org/wiki/Quantum_entanglement)

[5] Pairing up single atoms in silicon for quantum computing

<http://phys.org/news/2014-06-pairing-atoms-silicon-quantum.html#nwlt>

[6] Australian researchers have created the most accurate quantum computing technology to date

<http://www.sciencealert.com.au/news/20141310-26322.html>

[7] Next important step toward quantum computer

[http://www.spacedaily.com/reports/Next\\_important\\_step\\_toward\\_quantum\\_computer\\_999.html](http://www.spacedaily.com/reports/Next_important_step_toward_quantum_computer_999.html)

[8] Scientists achieve critical steps to building first practical quantum computer

<http://phys.org/news/2015-04-scientists-critical-quantum.html>

[9] Time- and frequency-resolved quantum optics for large-scale quantum computing

<http://spie.org/newsroom/technical-articles/6313-time--and-frequency-resolved-quantum-optics-for-large-scale-quantum-computing?>

[10] Observation of twisted optical beam traveling slower than the speed of light

<http://phys.org/news/2016-03-optical-slower.html>

[11] Spinning light waves might be 'locked' for photonics technologies

<http://phys.org/news/2016-03-photonics-technologies.html>

[12] Quantum computing with single photons getting closer to reality

<http://phys.org/news/2016-03-quantum-photons-closer-reality.html>

[13] Changing the colour of single photons in a diamond quantum memory

<http://phys.org/news/2016-04-colour-photons-diamond-quantum-memory.html>

[14] Researchers use light and sound waves to control electron states

<http://phys.org/news/2016-04-electron-states.html>

[15] Researchers create a first frequency comb of time-bin entangled qubits

<http://phys.org/news/2016-04-frequency-time-bin-entangled-qubits.html>

[16] Autonomous quantum error correction method greatly increases qubit coherence times

<http://phys.org/news/2016-04-autonomous-quantum-error-method-greatly.html>