

# Understanding Social-Force Model in Psychological Principles of Collective Behavior

Peng Wang

To well understand crowd behavior, microscopic models have been developed in recent decades, in which an individual's behavioral/psychological status can be modeled and simulated. A well-known model is the social-force model innovated by physical scientists (Helbing and Molnar, 1995; Helbing, Farkas and Vicsek, 2000; Helbing et al., 2002). This model has been widely accepted and mainly used in simulation of crowd evacuation in the past decade. A problem, however, is that the testing results of the model were not explained in consistency with the psychological findings, resulting in misunderstanding of the model by psychologists. This paper will bridge the gap between psychological studies and physical explanation about this model. We interpret this physics-based model from a psychological perspective, clarifying that the model is consistent with psychological studies on stress, including time-related stress and interpersonal stress. The simulation result of the model actually reflects Yerkes–Dodson law, explicating how stress could improve or impair human performances in a collective sense. Herding and grouping effect are further discussed in detail where the social force is renewed by integrating attractions. Based on the conception of stress, we further link the model parameters (e.g., the desired velocity) with certain environmental stressors (e.g., guidance, hazard and surrounding people), and explain how such stressors function in collective motion of people based on psychological principles.

## I. ABOUT THE SOCIAL-FORCE MODEL

The social-force model presents psychological forces that drive pedestrians to move as well as keep a proper distance with others. In this model an individual's motion is motivated by a self-driven force  $f_i^{self}$  and resistances come from surrounding individuals and facilities (e.g., walls). Especially, the model describes the social-psychological tendency of two individuals to keep proper interpersonal distance (as called the social-force) in collective motion, and if people have physical contact with each other, physical forces are also taken into account. Let  $f_{ij}$  denote the interaction from individual  $j$  to individual  $i$ , and  $f_{iw}$  denote the force from walls or other facilities to individual  $i$ . The change of the instantaneous velocity  $v_i(t)$  of individual  $i$  is given by the Newton Second Law:

$$m_i \frac{d v_i(t)}{dt} = f_i^{self} + \sum_{j(\neq i)} f_{ij} + \sum_w f_{iw} \quad (1)$$

where  $m_i$  is the mass of individual  $i$ . Furthermore, the self-driven force  $f_i^{self}$  is specified by

$$f_i^{self} = m_i \frac{v_i^0(t) - v_i(t)}{\tau_i}, \quad (2)$$

This force describes an individual tries to move with a desired velocity  $v_i^0(t)$  and expects to adapt the actual velocity  $v_i(t)$  to the desired velocity  $v_i^0(t)$  within a certain time interval  $\tau_i$ . In particular, the desired velocity  $v_i^0(t)$  is the target velocity existing in one's mind while the actual velocity  $v_i(t)$  characterizes the physical speed and direction being achieved in the reality. The gap of  $v_i^0(t)$  and  $v_i(t)$  implies the difference between the human subjective wish and realistic situation, and it is scaled by a

---

Peng Wang previously studied in the Department of Electrical and Computer Engineering, University of Connecticut, Storrs, USA, Email: [wp2204@gmail.com](mailto:wp2204@gmail.com)

time parameter  $\tau_i$  to generate the self-driven force. This force motivates one to either accelerate or decelerate, making the realistic velocity  $\mathbf{v}_i(t)$  approaching towards the desired velocity  $\mathbf{v}_i^0(t)$ . This mathematical description of the self-driven force could be dated back to the Payne-Whitham traffic flow model (Payne, 1971; Whitham, 1974). Sometimes  $\mathbf{v}_i^0(t)$  is rewritten as  $\mathbf{v}_i^0(t) = v_i^0(t)\mathbf{e}_i^0(t)$ , where  $v_i^0(t)$  is the desired moving speed and  $\mathbf{e}_i^0(t)$  is the desired moving direction. In a similar manner, we also have  $\mathbf{v}_i(t) = v_i(t)\mathbf{e}_i(t)$  where  $v_i(t)$  and  $\mathbf{e}_i(t)$  represent the physical moving speed and direction, respectively.

The interaction force of pedestrians consists of the social-force  $\mathbf{f}_{ij}^{soc}$  and physical interaction  $\mathbf{f}_{ij}^{phy}$ . i.e.,  $\mathbf{f}_{ij} = \mathbf{f}_{ij}^{soc} + \mathbf{f}_{ij}^{phy}$ . The social-force  $\mathbf{f}_{ij}^{soc}$  characterizes the social-psychological tendency of two pedestrians to stay away from each other, and it is given by

$$\mathbf{f}_{ij}^{soc} = A_i \exp\left[\frac{(r_{ij} - d_{ij})}{B_i}\right] \mathbf{n}_{ij} \quad (3)$$

where  $A_i$  and  $B_i$  are positive constants, which affect the strength and effective range about how two pedestrians are repulsive to each other. The distance of pedestrians  $i$  and  $j$  is denoted by  $d_{ij}$  and the sum of their radii is given by  $r_{ij}$ .  $\mathbf{n}_{ij}$  is the normalized vector which points from pedestrian  $j$  to  $i$ . The geometric features of two pedestrians are illustrated in Figure 1.

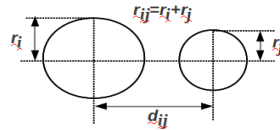


Figure 1. A Schematic View of Two Pedestrians

The physical interaction  $\mathbf{f}_{ij}^{phy}$  describes the physical interaction when pedestrians have body contact, and it is composed by an elastic force that counteracts body compression and a sliding friction force that impedes relative tangential motion of two pedestrians. Both of them are valid only when  $r_{ij} > d_{ij}$ . The interaction of a pedestrian with obstacles like walls is denoted by  $\mathbf{f}_{iw}$  and is treated analogously. In Helbing, Farkas and Vicsek, 2000 the interaction force is repulsive. The model may also include an attraction force in its original version (Helbing and Molnar, 1995, Korhonen and Hostikka, NIST, 2010).

By simulating many such individuals in collective motion, blocking was observed as people pass a bottleneck doorway, and this phenomenon is named by the “faster-is-slower” effect in Helbing, Farkas and Vicsek, 2000. Especially, it demonstrates that increasing desired velocity  $v_i^0$  can inversely decrease the collective speed of passing through the doorway.

In the past decade, the social-force model has generated considerable research on evacuation modeling (Helbing and Johansson, 2010), and it has been incorporated into several egress simulators, such as Fire Dynamics Simulator with Evacuation (Korhonen and Hostikka, 2010) and Maces (Pelechano and Badler, 2006). The model has been partly validated based on data sets from real-world experiments. The method of validation involves comparing the simulation of the model with associated observations drawn from video-based analysis (Johansson, Helbing and Shukla, 2007; Johansson et al., 2008).

## II. PSYCHOLOGICAL EXPLANATION OF SELF-DRIVEN FORCE

### A. Stress and Panic

One problem about the social-force model is that most of the testing results were explained by “panic” behavior of people (Helbing, Farkas and Vicsek, 2000; Helbing et al., 2002; Helbing and Johansson, 2010) while existing egress research clarifies the psychological state of panic occurs relatively rarely in real-world evacuation events (Sime, 1980; Proulx, 1993; Ozel, 2001; Rogsch et al., 2010), and this could cause misunderstanding of the model by social psychologists. Defined psychologically, “panic” means a sudden over-whelming terror which prevents reasoning and logical thinking, and thus results in irrational behavior. Based on Equation (1) and (2), we see that the equations do not imply any irrational behavior aroused by fear, but describe a kind of rational mechanics that govern an individual’s motion. Thus, we think that the general use of the term panic is not essential to the social-force model.

By searching in literature of social psychological studies in emergency egress, we think that “stress” is more accurate conceptualizations of the social-force model than “panic.” (Sime, 1980; Ozel, 2001). Psychological stress can be understood as the interaction between the environment and the individual (Selye, 1978, Staal, 2004), emphasizing the role of the individual’s appraisal of situations in shaping their responses. In Stokes and Kite, 2001, such stress is the result of mismatch between psychological demand and realistic situation, and Equation (2) characterizes the mismatch in terms of velocity: the

psychological demand is represented by desired velocity  $v_i^0$  while the physical reality is described by the physical velocity  $v$ . The gap of two variables describes how much stress people are bearing in mind, and thus are motivated into certain behavior in order to make a change in reality. Such behavior is formulated as the self-driven force in Equation (1) and (2).

Furthermore, velocity is a time-related concept in physics and the gap of velocities actually describes a kind of time-related stress, or commonly known as time-pressure. Such a kind of stress is caused by insufficient time when people are dealing with a time-critical situation, and time is the critical resource to complete the task. In sum, although the social-force model is labeled with the term “panic,” its mathematical description is not directly related to “panic” in a psychological sense and the self-driven force critically characterizes the psychological concept of stress and time-pressure. This also explains why the model can be well used in simulation of emergency egress because “emergency” implies shortage of time in a process.

### B. Yerkes–Dodson law and Faster-is-Slower Effect

Next, we will explain the simulation results of the social-force model from the psychological perspective. In particular, the simulation of the model reiterates an existing psychological knowledge: moderate stress improves human performance (i.e., speeding up crowd motion); while excessive stress impairs their performance (i.e., disorders and jamming), and this theorem is widely known as Yerkes–Dodson law in psychological study (Yerkes and Dodson, 1908; Teigen, 1994; Wikipedia, 2016).

Yerkes–Dodson law states the relationship between arousal level and performance: performance increases with arousal, but only up to a point. Beyond the point the arousal becomes excessive and the situation is much stressful such that performance diminishes. The arousal level indicates the intensity of motivation and it depends on stimulus strength from environment (e.g. alarm or hazard). Motivation leads to behavioral response. In the social-force model, the arousal or motivation is represented by desired velocity  $v^0$ , and the behavioral response is represented by actual velocity  $v$ . The performance of crowd escape is measured by pedestrian flow  $\rho v$  at the doorway, describing how many individuals pass through a doorway of unit width per time unit (See Figure 2,  $\rho$  and  $v$  are the crowd density and physical speed nearby the doorway). The pedestrian flow is limited by the passage capacity, which determines the maximal pedestrian flow that people are able to realize in collective motion (Wang et al., 2008). In other words, the passageway capacity determines the critical point in Yerkes–Dodson law, indicating whether the collective motivation is excessive or not.

(a) When the passage capacity is sufficient,  $v$  increases along with  $v^0$  while  $\rho$  can be adjusted such that the physical distance among people is psychologically comfortable. As a result, people are able to move as fast as desired while still keep proper interpersonal distance. This scenario corresponds to the increasing segment of the curve in Figure 2.

(b) When the passage is saturate, the physical speed  $v$  and density  $\rho$  reach the maximum and the pedestrian flow  $\rho v$  is the maximal. In this situation further increasing  $v^0$  will compress the crowd and increase the repulsion among people. As the repulsion increases, the risk of disorder and disaster at the bottleneck increases correspondingly (e.g., jamming and injury). If such disastrous events occur, the moving crowd will be significantly slowed down and the faster-is-slower effect comes into being, and this corresponds to the decreasing segment of the curve in Figure 2.

In sum, as motivation level  $v^0$  increases, there are two scenarios as introduced above. The relationship between  $v^0$  and performance  $\rho v$  is depicted by an inverted-U curve as shown in Figure 2.

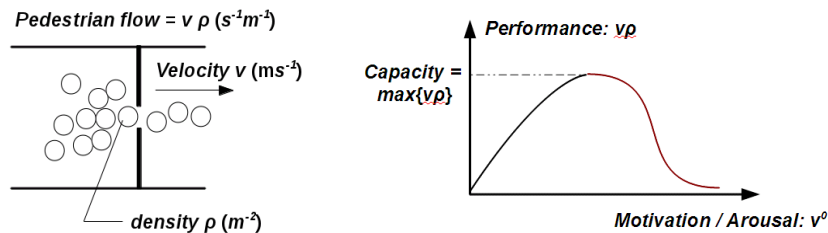


Figure 2. About crowd movement in a passageway

From the perspective of stress Yerkes–Dodson law is also understood by dividing stress into eustress and distress (Selye, 1975): stress that enhances function is considered eustress. Excessive stress that is not resolved through coping or adaptation, deemed distress, may lead to anxiety or withdrawal behavior and degenerate the performance.

By jointly using the concept of stress and Yerkes–Dodson law, we reinterpret the faster-is-slower effect as above. Though faster-is-faster effect exists, it has been deemphasized in Helbing, Farkas and Vicsek, 2000. In addition, whether faster-is-slower effect emerges also depends on whether people tend to compete or cooperate with each other. If interpersonal force is

not significant increased, the faster-is-slower phenomenon will not emerge in the simulation (Høiland-Jørgensen et al., 2010). In other words, the competition or cooperation of people is another vital issue here, and we will elaborate it in the following section and reiterate Yerkes–Dodson law based on two-dimensional stressors.

### III. PSYCHOLOGICAL EXPLANATION OF SOCIAL FORCE

#### A. Proxemics and Interpersonal Distance

As above we mainly discuss stress with respect to desired velocity. There is another kind of stress originating from social relationship and leads to competition or cooperation during crowd movement, and such stress is characterized by the social-force. Next, we will mainly discuss such stress and its relationship with interpersonal distance.

People surround themselves with a "bubble" of personal space that they claim as their own region, and they normally feel stressed when their personal space is invaded by others. Our personal space protects us from too much arousal and helps us keep comfortable when we interact with surrounding people. In Hall, 1963 the study of interpersonal distance was named by proxemics, and it was defined as "the interrelated observations and theories of man's use of space as a specialized elaboration of culture."

There are four interpersonal distances mentioned in Hall, 1966: intimate, personal, social, and public. The public distance is usually greater than 3.7m, and is often used for one-way public speaking. The social distance is from 1.2m to 3.7m, and it is used for formal social interactions among acquaintances (e.g., business). Personal distance is from 46cm to 122cm, and this is the distance to interact with our friends or family, and normal conversations can take place easily at this range. Intimate distance is smaller than 122cm, such as whispering and embracing. In general, the interpersonal distance is object-oriented. For example, we usually keep smaller distance to a friend than to a stranger, and such distance is an indication of familiarity. Furthermore, proximity depends on the culture and social occasions. For example, male and female commonly keep larger distance in Muslim culture than in modern western culture. Also, in a crowded train, elevator or street, although such physical proximity is psychologically disturbing and uncomfortable, it is accepted as a fact of modern life. In sum, proximal distance originates from basic human instincts, and it is also widely redefined in different social norms and cultures.

#### B. About Social Force

Proxemics implies that when the interpersonal distance is smaller than the desired, people feel stressed. Repulsion comes into being in this situation, and repulsion increases when the distance further decreases. This theory justifies the assumption of repulsive social-force in Equation (3). However, the repulsion is not related to physical size of two people (i.e.,  $r_{ij}$ ), but the social relationship, culture and occasions. Comparing social force with self-driven force, we suggest that there should be a subjective concept of desired distance  $d_{ij}^0$  in the social force, and it replaces  $r_{ij}$  in Equation (3). Here  $d_{ij}^0$  is the target distance that individual  $i$  expects to maintain with individual  $j$ . This distance describes the desired interpersonal distance when people interact, and it is a function of the social relationship of individual  $i$  and  $j$  as well as the culture and social occasions. If we keep using the exponential form in Equation (3), the social force is rewritten as

$$f_{ij}^{soc} = A_i \exp\left[\frac{(d_{ij}^0 - d_{ij})}{B_i}\right] \mathbf{n}_{ij} \quad (4)$$

Similar to desired velocity  $v_i^0$ , the desired distance  $d_{ij}^0$  is the target distance in one's mind, specifying the distance that one expects to adapt oneself with others. The physical distance  $d_{ij}$  is the distance achieved in the reality. The gap of  $d_{ij}^0$  and  $d_{ij}$  implies the difference between the subjective wish in one's mind and objective feature in the reality. Similar to  $v_i^0 - v_i$ , as an indication of time-related stress concerning emergencies,  $d_{ij}^0 - d_{ij}$  is an indication of interpersonal stress related to the social composition of crowd. Such stress depends on the intrinsic social characteristics of the crowd, not directly related to the emergency situation. Here  $A_i$  and  $B_i$  are parameters as introduced before, and  $\mathbf{n}_{ij}$  is the normalized vector which points from pedestrian  $j$  to  $i$ . The social force also functions in a feedback manner to make the realistic distance  $d_{ij}$  approaching towards the desired distance  $d_{ij}^0$ . A difference is that  $v_i^0$  and  $v_i$  are vectors while  $d_{ij}^0$  and  $d_{ij}$  are scalars.

Here we have several remarks as below.

The exponential form of social-force is not well justified. Existing psychological theory does not provide enough evidence to justify the exponential description as above. However, data from observation seems to support this assumption. So we will keep the assumption in this paper. Further justification is still necessary.

In addition, Equation (4) implies that  $d_{ij}^0$  may be different from  $d_{ji}^0$ . As a result, the social-force between two individuals is not balanced, i.e.,  $d_{ij}^0 \neq d_{ji}^0$  and  $f_{ij}^{\text{soc}} \neq f_{ji}^{\text{soc}}$ . Thus, Newton third law does not hold for social force.

Although desired interpersonal distance  $d_{ij}^0$  in Equation (3) is also affected by the culture and social occasions, we will not discuss culture difference in the following sections, and we simply assume that the social occasion is emergency evacuation in this paper. Thus,  $d_{ij}^0$  is considered as an indication of familiarity of individual  $i$  and individual  $j$  in the following discussion.

### C. Faster-Is-Slower Effect and Social Relationship

In brief,  $d_{ij}^0$  critically represents the social relationship of individual  $i$  and individual  $j$ . The smaller  $d_{ij}^0$  is, the closer is the relationship of individual  $i$  and individual  $j$ . In crowd evacuation, small value of  $d_{ij}^0$  implies familiarity of evacuees and they tend to cooperate rather than compete with each other. As a result, when they pass through a bottleneck, even if they get close to each other, repulsion will not significantly increase. The faster-is-slower effect is thus mitigated and the relationship of motivation (i.e.,  $v^0$ ) and the pedestrian flow (i.e.,  $\rho v$ ) should be replotted as shown in Figure 3(a). In contrast, large value of  $d_{ij}^0$  implies people are mainly composed of strangers and it is more likely for them to compete than cooperate at the bottleneck, resulting in higher probability of faster-is-slower effect at a bottleneck (See Figure 3b).

According to the above analysis, whether the faster-is-slower effect occurs also depends on the social-force. If the social-force does not sufficiently increase when individuals are close to each other, the faster-is-slower effect will not emerge. This standpoint has been partly justified in Høiland-Jørgensen et al., 2010 where the faster-is-slower effect was not observed when the interaction force is not properly given.

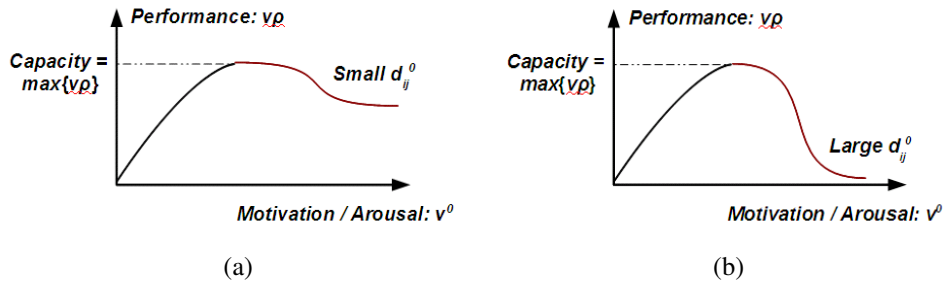


Figure 3. About Social Force and Faster-Is-Slower Effect

Although a major difference exists between the concepts of  $r_{ij}$  and  $d_{ij}^0$ , most of the simulation results in Helbing, Farkas and Vicsek, 2000 still stand. In fact, the coding framework of social-force model is not affected when  $r_{ij}$  is replace by  $d_{ij}^0$ . When realizing the model in computer programs,  $r_{ij}$  and  $d_{ij}^0$  are exactly at the same position in coding work. Here the difference is mainly at the quantitative assignment.

In sum, mismatch of psychological demand and physical reality results in a stressful condition. In emergency egress, such stress is aroused from environmental factors such as alarm or hazard conditions, resulting in impatience of evacuees and time-pressure. Another kind of stress is aroused from surrounding people, resulting in interpersonal stress in collective behavior. Stress could either improve or impair human performance. Traditionally, this psychological theorem mainly refers to performance at the individual level, such as class performance of a student or fight-or-flight response of an evacuee. The simulation of social-force model reiterates this well-known psychological knowledge in the sense of collective behavior. In brief, the testing result of social-force model agrees with Yerkes–Dodson law and it provides a new perspective to understand this classic psychological principle.

## IV. HERDING EFFECT, SOCIAL COHESION AND GROUPING DYNAMICS

In this section we will briefly discuss another kind of social pattern demonstrated by the social-force model. The pattern refers to the herding and grouping dynamics in collective motion of crowd.

### A. Herding

Many models have been constructed to investigate the herding behavior in biological systems such as bird flocks or fish schools. For human crowd, when an individual immerses himself into the crowd, they do not think or reason in an individual

manner, but follow the collective pattern of crowd. This effect is called herding behavior and it describes that people are affected by the surrounding people and tend to do what others are doing instead of making independent decision.

Herding is especially evident when people are responding to an emergency. Emergency implies time-pressure as mentioned before and excessive time-pressure weakens the ability of logical thinking and reasoning, and independent decision making is more difficult in stressful conditions. Thus, people are more inclined to follow others (e.g., neighbors' decisions) rather than make decisions by themselves. Based on the social-force model in Helbing, Farkas and Vicsek, 2000 and Helbing et al., 2002, the herding effect is modified as below.

$$e_i^0(t+1) = \text{Norm}[(1-p_i)e_i^0(t) + p_i[e_j(t)]_i] \quad [e_j(t)]_i = \sum_{R_i} e_j(t) \quad (5)$$

The above equation characterizes that an individual desired direction  $e_i^0$  is updated by mixing itself with the average direction  $e_j(t)$  of his neighbors  $j$  within radius  $R_i$ . Norm[] represents normalization of a vector. Both options are weighted with some parameter  $(1-p_i)$  and  $p_i$ , and two opinions follow two-point distribution with probability  $(1-p_i)$  and  $p_i$ , and  $e_i^0$  is updated by the statistical average. As a consequence, individualistic behavior is dominant if  $p_i$  is low, but herding behavior emerges if  $p_i$  is high. In Helbing, Farkas and Vicsek, 2000  $p_i$  is considered to indicate one's panic level. Similarly we can understand that  $p_i$  is a stress indicator and people are more inclined to follow others when they are stressed or under much time-pressure.

In an addition, the mixture of two choices may not only refer to moving directions, but also moving speed. Therefore, the desired speed and physical speed may also get involved in herding effect. For example, if one's neighbors all move very quickly towards somewhere, he or she probably also wants to accelerate to carry on with others. In Lakoba, Kaup and Finkelstein, 2005, the speed was taken into account based on Helbing, Farkas and Vicsek, 2000. We present the following equation to describe how moving speed evolves in herding behavior.

$$v_i^0(t+1) = (1-p_i)v_i^0(t) + p_i[v_j(t)]_i \quad [v_j(t)]_i = (\sum_{R_i} v_j(t))/N \quad (6)$$

where the magnitude of velocity is the moving speed, i.e.,  $|v_i^0| = v_i^0$  and  $|v_j| = v_j$ .

Based on Equation (5) and (6) we know how an individual's velocity is affected by his neighbors in terms of both direction and speed. Here we have the following remarks.

One may notice that  $e_i^0$  is updated based on the sum of others' moving directions while  $v_i^0$  is updated based on the arithmetic average of others' moving speed. The explanation is given as follows. If there are 6 people within radius  $R_i$  and they all move towards a common destination, the arithmetic average mean of  $e_j(t)$  is the same as anyone among them. However, from the perspective of social-psychological viewpoint 6 people should have more impact on one's opinion than 1 or 2 people. The more people are there, the more impact is on your opinion, and it is an established psychological finding which suggests that an individual's opinion is easily unified by the crowd opinion when he or she stay in the crowd (Le Bon, 1895). Thus, as for the desired moving direction, the effect is addible in a sense that the arithmetic average cannot measure such impact because arithmetic average of 6 people is equal to one person in the above example. So we suggest that  $e_j(t)$  should be updated by the sum rather than the average in order to reflect such crowd effect. As for the moving speed, it is reasonable to update  $v_i^0$  by the arithmetic average.

One question regarding Equation (5) is whether people should copy their neighbors' desired moving directions  $e_j^0(t)$  or the actual moving directions  $e_j(t)$ . In other words, whether to use  $e_j^0(t)$  or  $e_j(t)$  remains a question. The similar question exists for Equation (6) also. In brief, if we assume that an individual observes what others are doing and directly copy their behavior, we will use  $e_j(t)$  in Equation (5). If we assume that emotion or mood can be affected by surrounding people (Le Bon, 1895),  $e_j(t)$  will be replaced by  $e_j^0(t)$  in Equation (5). We think that both equations are reasonable and useful to model crowd behavior. Further discussion is necessary in our future work.

Another key issue is that people can mix two choices in mind, but such mixture of options may not always be meaningful in the physical world. For example, you plan to go to Exit A while the surrounding people want to head for Exit B. You must choose definitely Exit A or Exit B, but cannot mix the two choices because you cannot go to both. Sometimes people must select a definite choice and cannot stay somewhere in between. In other words, you can mix two choices to get a mean value in a statistic sense, but in the realistic world you must flip a coin and get one definite result, but cannot mix both. To realize this idea we suppose  $p_i$  in Equation (5) and (6) are replaced by a 0-1 random number that follow Bernoulli distribution. As a result we will get the number either 0 or 1 in practical computing, choosing to make an individual decision or follow others.

Very interestingly, Equation (5) and (6) implies that one affects the surrounding people and is also affected by surroundings. Such interaction is mutual in nature, but it is not symmetric, and thus does not obey Newton 3<sup>rd</sup> Law.

Last but not least, whether Equation (5) and (6) will result in convergence of desired motion in a collective sense is another important topic to study. Current simulation results seem to be chaotic. However, existing psychological studies suggest that people's opinions may be unified when they interact in certain circumstances, and this means that everyone's desired moving direction and speed may converge to a common value to form a crowd opinion.

## B. Social Cohesion and Grouping Dynamics

A social group is commonly defined as two or more people who interact with each other, share similar characteristics, and collectively have a sense of unity. In a group individuals exhibit some degree of social cohesion based on their relationship or inter-dependencies and they are more than a simple collection or aggregate of individuals. With respect to the social force model, we want to emphasize that individuals in a group share a common motives or goals, implying a kind of convergent pattern when individuals form a group.

Here grouping and herding become related but different concepts. For example, in evacuation of a stadium people follow the crowd flow to move to an exit. There are a multitude of small groups which are composed of friends or family members, and they keep together in the evacuation. These small groups finally compose a large group of evacuees, and herding effect widely exists in all the groups and it contributes to form a collective pattern of motion. In brief, groups are formed based on the social relationship of individuals, and it emphasizes the social context. Herding helps to organize groups, but it does not focus on such social characteristics, but emphasizes people tend to follow their neighbors' characteristics.

To model grouping dynamics, attractions are necessarily taken into account to characterize social cohesion of individuals. For example, such attraction will make acquainted people to join together and many individuals form a group. In Helbing and Molnar, 1995 and Helbing et al., 2002 attractions were presented, but separate from the social force. In our opinion attraction and repulsion should be in the same social context: repulsion makes people to keep proper distance while attraction makes them cohesive and form groups. Thus, this subsection integrates attraction into the social force. The resulting force is either repulsive or attractive, and it is capable to represent a cohesive force in grouping dynamics. The social-force is modified as below.

$$f_{ij}^{soc} = A_{ij}(d_{ij}^0 - d_{ij}) \exp\left[\frac{(d_{ij}^0 - d_{ij})}{B_{ij}}\right] n_{ij} \quad (7)$$

When  $d_{ij}$  is sufficiently large, the social force tends to be zero so that individual  $i$  and individual  $j$  have no interaction. This trend is the same as the repulsive social force as given by Equation (3). If  $d_{ij}$  is comparable to  $d_{ij}^0$ , interaction of individual  $i$  and  $j$  comes into existence. If  $d_{ij}^0 < d_{ij}$ , the social force is attraction whereas it is repulsion if  $d_{ij}^0 > d_{ij}$ . The attraction reaches the maximal when  $d_{ij}^0 - d_{ij} = B_{ij}$ , and the maximal is  $A_{ij} B_{ij} \exp(1)$ . The desired distance  $d_{ij}^0$  makes the curve move horizontally with a certain interval. The curve shape is affected by parameter  $A_{ij}$  and  $B_{ij}$ .  $A_{ij}$  is a linear scaling factor which affects the strength of the force whereas  $B_{ij}$  determines the effective range of the interaction. In an addition, the force is approximated by a linear form when  $d_{ij}^0 \approx d_{ij}$ , and such a linear approximation will be useful in our later discussion.

Two plots of Equation (7) are given as below: Figure (4a) shows that individual  $i$  is attracted by individual  $j$  when they are sufficiently close, and this suggests that individual  $i$  is probably familiar with  $j$ . Figure (4b) does not imply such relationship and their interaction is mainly repulsion, implying that they are almost strangers.

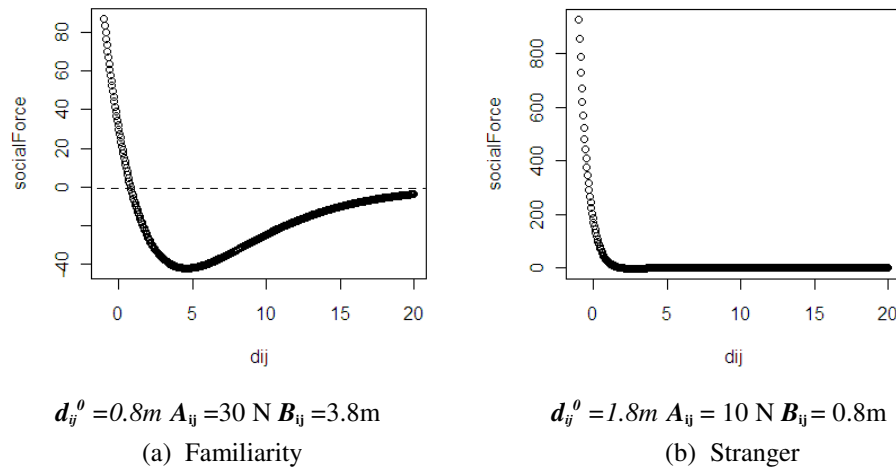


Figure 4



In the above figures the negative force represents attraction (See Equation 3 and 7), or as called cohesive social-force. In contrast the positive curve denotes repulsion, or as called repulsive social-force. Besides, when two individuals are strangers, there is no significant attraction as shown in Figure 4(b), and repulsion is predominant when they move closely enough.

Equally importantly, the gap between  $d_{ij}^0$  and  $d_{ij}$  is well expressed in Equation (7), and the interpersonal stress is expressed in consistency with our previous discussion. Here the gap of  $d_{ij}^0$  and  $d_{ij}$  can be either negative or positive, implying that being too far away or too close to someone both result in stress in proximity. Keeping proper and desired distance with others is the way to protect us from too much arousal, and this is also true and evident in psychology because being isolated or overcrowded can both lead to mental stress.

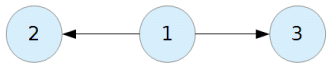
In a psychological sense  $d_{ij}^0$ ,  $A_{ij}$  and  $B_{ij}$  are all subjective concepts which exist in people's mind, and these parameters characterizes how an individual intends to interact with others. As a result, the social-force given by Equation (7) and the self-driven force are both subjective forces which are generated involving one's mental activities and opinions. In a physics sense the subjective forces are generated by the foot-floor friction, which exactly obey Newton's laws. The social-force thus model shows a bridge between the physics laws and psychological principles regarding crowd motion.

In general, considering a group composed by  $n$  individuals, the social relationship of the group members is described by a  $n \times n$  matrix  $D^0$ , of which the element is  $d_{ij}^0$ . In a similar way, there are  $n \times n$  matrices  $A$  and  $B$ , and the elements are  $A_{ij}$  and  $B_{ij}$ , respectively. Generally speaking,  $D^0$ ,  $A$  and  $B$  are asymmetrical, implying that Newton 3<sup>rd</sup> law does not hold for social force. A notable point is that Newton 3<sup>rd</sup> law still stands in pedestrian modeling at the physical level where the social force is viewed as a part of foot-floor friction. At another level where consciousness and opinions are involved to characterize how such friction is generated in one's mind, Newton's 3<sup>rd</sup> law is not applied.

$$D^0 = [d_{ij}^0]_{n \times n} \quad A = [A_{ij}]_{n \times n} \quad B = [B_{ij}]_{n \times n} \quad (8)$$

Below is an example of a group composed of 3 individuals. The Person 1 is familiar with Person 2 and 3 whereas Person 2 and 3 are not familiar with Person 1. Thus, movement of Person 1 is attracted by Person 2 and 3. Their social relationship is generally illustrated by a directed graph and the directed arc means that the source node is familiar with the destination node. For example person 1 is connected with person 2 by an arc pointing from 1 to 2, indicating that person 1 is familiar with person 2 while person 2 is not familiar with person 1.

Table 1.

		
$D = 1.2 * DFactor$	$A = 2 * AFactor$	$B = 0.8 * BFactor$
$DFactor =$ [[0.0, 1.3, 1.2], [1.8, 0.0, 1.3], [1.6, 1.3, 0.0]]	$AFactor =$ [[0.0, 11.3, 12.9], [1.3, 0.0, 0.3], [1.9, 0.3, 0.0]]	$BFactor =$ [[0.0, 8.3, 12.9], [0.3, 0.0, 3.3], [0.9, 0.3, 0.0]]

The cohesive social force as presented above agrees with social attachment theory in psychological study (Mawson, 2007; Bañgate et al., 2017). The social attachment theory addresses that people are seeking for familiar individuals to relieve stress in face of danger, and this is rooted from our instinctive response to danger in childhood when the child looks for his or her parents for safety. Affiliated with familiar and trust individuals significantly relieves our stress. Thus, different from common fight-or-flight response, the modified social model well agrees with the flight-or-affiliation effect. Flight implies diminishing the gap of  $v_i^0$  and  $v_i$  in order to relieve time-dependent stress, and decreasing the gap of  $d_{ij}^0$  and  $d_{ij}$  provides another way to relieve stress such that people are attached to their familiar and trust ones to get a sense of safety.

## REFERENCES

- [1] J. Bañgate, J. Dugdale, C. Adam, E. Beck, "A Review on the Influence of Social Attachment on Human Mobility During Crises," T2-Analytical Modelling and Simulation Proceedings of the 14th ISCRAM Conference, Albi, France, May 2017.
- [2] W. Daamen and S. P. Hoogendoorn, "Emergency Door Capacity: Influence of Door Width, Population Composition and Stress Level," Fire Technology, Vol. 48, pp. 55-71, 2012.



- [3] E. T. Hall. "A System for the Notation of Proxemic Behavior," *American Anthropologist*. Vol. 65, No. 5, pp. 1003–1026, 1963.
- [4] E. T. Hall, *The Hidden Dimension*. Anchor Books. 1966.
- [5] D. Helbing, I. Farkas, and T. Vicsek, "Simulating Dynamical Features of Escape Panic," *Nature*, Vol. 407, pp. 487–490, 2000.
- [6] D. Helbing, I. Farkas, P. Molnar, T. Vicsek, "Simulation of pedestrian crowds in normal and evacuation situations," in: Schreckenberg, M., Sharma, S.D. (Eds.), *Pedestrian and Evacuation Dynamics*, pp. 21–58. 2002.
- [7] D. Helbing and P. Molnar, "Social force model for pedestrian dynamics," *Physical Review E*, Vol. 51, No. 5, pp. 4282–4286, 1995.
- [8] D. Helbing, A. Johansson, H. Z. A-Abideen, "Dynamics of crowd disasters: A empirical study," *Physical Review E*, 75: 046109, 2007.
- [9] T. Høiland-Jørgensen, M. Hartmann, D. Albrechtsen, M. Thrane, T. Christensen, W. Xiao, "Crowd Modelling," Modelling project, Mathematics RUC, fall 2010.
- [10] A. Johansson, D. Helbing, and P. K. Shukla, Specification of the social force pedestrian model by evolutionary adjustment to video tracking data, *Advances in Complex Systems*, Vol. 10, pp. 271-288, 2007.
- [11] A. Johansson, D. Helbing, H. Z. A-Abideen, and S. Al-Bosta, "From crowd dynamics to crowd safety: A video-based analysis," *Advances in Complex Systems*, Vol. 11, No. 4, pp. 497-527, 2008.
- [12] T. Korhonen and S. Hostikka, *Technical Reference and User's Guide for Fire Dynamics Simulator with Evacuation, (FDS+Evac, FDS 5.5.0, Evac 2.2.1)*, VTT Technical Research Center of Finland, 2010.
- [13] T. I. Lakoba, D. J. Kaup, N. M. Finkelstein, "Modifications of the Helbing-Molnár-Farkas-Vicsek Social Force Model for Pedestrian Evolution," *Simulation*, Vol. 81, Issue 5, pp. 339-352, May 2005.
- [14] D. Low, "Following the Crowd," *Nature*, Vol. 407, pp. 465-466, September 2000.
- [15] R.S. Lazarus, *Psychological Stress and the Coping Process*. New York: McGraw-Hill, 1966.
- [16] G. Le Bon, *The Crowd: A Study of the Popular Mind*, 1895.
- [17] A. R. Mawson, "Mass Panic and Social Attachment, *The Dynamics of Human Behavior*," Ashgate. Chap. 10, pp. 113–119, 2007.
- [18] F. Ozel, "Time Pressure and Stress as a Factor During Emergency Egress," *Safety Science*, Vol. 38, pp. 95-107, 2001.
- [19] H. J. Payne, Models of freeway traffic and control, in *Mathematical Models of Public Systems*, Vol. 1 of *Simulation Councils Proc. Ser.*, pp. 51-60, 1971.
- [20] N. Pelechano and N. I. Badler, "Modeling Crowd and Trained Leader Behavior during Building Evacuation," *IEEE Computer Graphics and Applications*, Vol. 26, No. 6, pp. 80-86, 2006.
- [21] G. Proulx, "A Stress Model for People Facing a Fire," *Journal of Environmental Psychology*, Vol. 13, No. 2, pp. 137-147, 1993.
- [22] C. Rogsch, M. Schreckenberg, E. Tribble, W.W.F. Klingsch, and T. Kretz, "Was it Panic? An Overview about Mass-Emergencies and their Origins all over the World for Recent Years", *Pedestrian and Evacuation Dynamics 2008*, Springer, pp. 743-755, 2010.
- [23] H. Selye. "Confusion and controversy in the stress field". *Journal of Human Stress*. Vol. 1, No. 2, pp. 37–44, 1975.
- [24] H. Selye, *The stress of life* (Rev. ed.). New York: McGraw-Hill. 1978.
- [25] J. D. Sime, "The Concept of Panic," *Fires and Human Behavior*, D. Canter (ed.), First edition, John Wiley & Sons, pp. 63-81, 1980.
- [26] J. H. Sorensen, "When Shall We Leave? Factors Affecting the timing of evacuation departures". *International Journal of Mass Emergencies and Disasters* 9.2, pp. 153–165. 1991.
- [27] M. A. Staal, "Stress, Cognition, and Human Performance: A Literature Review and Conceptual Framework (NASA/TM – 204-212824)," August 2004, Hanover, MD: NASA Scientific and Technical Information Program Office.
- [28] A. F. Stokes and K. Kite, "On grasping a nettle and becoming emotional." In P.A. Hancock, & P.A. Desmond (Eds.), *Stress, workload, and fatigue*. 2001, Mahwah, NJ: L. Erlbaum.
- [29] Stress (psychological), (n.d.). In Wikipedia. Retrieved 16 march 2016, [https://en.wikipedia.org/wiki/Stress\\_\(psychological\)](https://en.wikipedia.org/wiki/Stress_(psychological)).
- [30] K.H. Teigen, "Yerkes-Dodson: A law for all seasons". *Theory & Psychology*, Vol. 4, pp. 525-547, 1994.
- [31] P. Wang, P. B. Luh, S. C. Chang and J. Sun, "Modeling and Optimization of Crowd Guidance for Building Emergency Evacuation," *Proceedings of the 2008 IEEE International Conference on Automation Science and Engineering (CASE 2008)*, Washington, D.C., pp. 328 – 334, August 2008.
- [32] G. B. Whitham, *Linear and nonlinear waves*, John Wiley and Sons, New York, 1974.
- [33] R. M. Yerkes, J. D. Dodson. "The relation of strength of stimulus to rapidity of habit-formation." *Journal of Comparative Neurology and Psychology*, Vol. 18, pp. 459–482, 1908.